
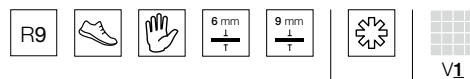





# CONCEPT PEARL



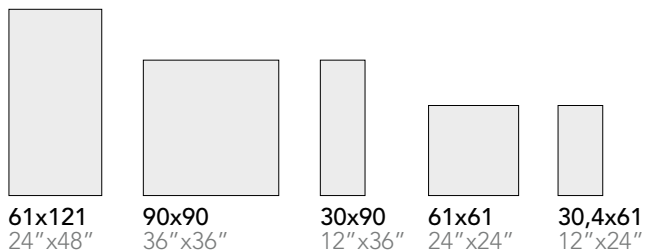
270x121  
106" x 48" 

121x121  
48" x 48" 

FORMATO SIZE		Tipologia Imballaggio	Ingombro	M <sup>2</sup> / Pz	Kg/ Pz	Pz/ Pal.	M <sup>2</sup> / Cassa	Kg/ Cassa
270x121 RETT	6 mm	CASSA	283x132x39	3,27	46,65	20	65,4	1040
270x121 RETT	6 mm	CAVALLETTO	280x75x155	3,27	46,65	40	130,8	2021

FORMATO SIZE		Tipologia Imballaggio	Ingombro	Pz/ Box	M <sup>2</sup> / Box	Kg/ Box	Box/ Pal.	M <sup>2</sup> / Pal	Kg/ Pal
121x121 RETT	9 mm	PALLET CON SPONDE	143,2x124x56,1	2	2,92	58,24	18	52,56	1100

LA COLLEZIONE DISPONE DI ALTRI FORMATI  
AVAILABLE ALSO IN MORE FORMATS  
LA COLLECTION COMPLÈTE DISPOSE DE PLUSIEURS FORMATS  
DIE KOLLEKTION UMFASST WEITERE FORMATE



61x121  
24" x 48"

90x90  
36" x 36"

30x90  
12" x 36"

61x61  
24" x 24"

30,4x61  
12" x 24"

**GRES PORCELLANATO COLORATO IN MASSA**  
 PORCELAIN STONEWARE COLOURED IN BODY  
 GRÉS CÉRAMÉ COLORÉ DANS LA MASSE  
 DURCHGEFÄRBTES FEINSTEINZEUG

<b>EKXTREME</b>	<b>LAPPATO CAMPO PIENO</b>	<b>NATURALE RETTIFICATO</b>	<b>SPESSORE</b> THICKNESS ÉPAISSEUR STAERKE
	SEMI POLISHED SEMI-POLI BRILLANT GELÄPPT	NATURAL RECTIFIED NATUREL RECTIFIÉ NATUR REKTIFIZIERT	
<b>270x121</b> . 106"x48"	-	74,07	6 mm
<b>121x121</b> . 48"x48"	-	58,64	9 mm

I FORMATI 120x270, 121x270, 160x320 E 163x324, E I PRODOTTI CON "EFFETTO MARMO" HANNO IMPASTI COLORATI IN MASSA BIANCHI O NERI. PER TUTTI GLI ALTRI EFFETTI "CEMENTI, METALLI, PIETRE E LEGNI" E FORMATI, L'IMPASTO UTILIZZATO È COLORATO IN MASSA MACINATO A SECCO.  
 THE SIZES 120x270, 160x320 AND 163x324, IN "MARBLE EFFECT" ARE MANUFACTURED USING A COLOURED WHITE OR BLACK BODY. FOR ALL THE OTHER "CEMENT, METALS, STONES AND WOODS LOOK" AND SIZES, THE BODY USED IS COLOURED IN DRY PRESSED MASS.


**SUPERFICIE** . SURFACE FINISH . SURFACE . OBERFLÄCHE



**SPESSORE** . THICKNESS . ÉPAISSEUR . STAERKE



<b>EK</b> ENERGIE KER	<b>NATURALE RETTIFICATO</b>	<b>SABB RETTIFICATO</b>	<b>SPESSORE</b> THICKNESS ÉPAISSEUR STAERKE
	NATURAL RECTIFIED NATUREL RECTIFIÉ NATUR OBERFLÄCHE KALIBRIERT	RECTIFIED ANTISLIP ANTIDÉRAPANT RECTIFIÉ RAU-REKTIFIZIERT	
<b>61x121</b> . 24"x48"	41,67	-	9 mm
<b>90x90</b> . 36"x36"	44,75	46,30	9 mm
<b>61x61</b> . 24"x24"	29,32	-	9 mm
<b>30x90</b> . 12"x36"	40,12	-	9 mm
<b>30,4x61</b> . 12"x24"	27,16	-	9 mm



270x121  
106" x 48"

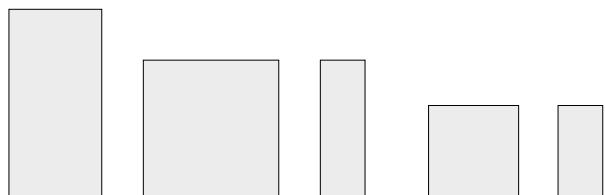
121x121  
48" x 48"

FORMATO SIZE		Tipologia Imballaggio	Ingombro	M <sup>2</sup> / Pz	Kg/ Pz	Pz/ Pal.	M <sup>2</sup> / Cassa	Kg/ Cassa
270x121 RETT	6 mm	CASSA	283x132x39	3,27	46,65	20	65,4	1040
270x121 RETT	6 mm	CAVALLETTO	280x75x155	3,27	46,65	40	130,8	2021

FORMATO SIZE		Tipologia Imballaggio	Ingombro	Pz/ Box	M <sup>2</sup> / Box	Kg/ Box	Box/ Pal.	M <sup>2</sup> / Pal	Kg/ Pal
121x121 RETT	9 mm	PALLET CON SPONDE	143,2x124x56,1	2	2,92	58,24	18	52,56	1100

## LA COLLEZIONE DISPONE DI ALTRI FORMATI

AVAILABLE ALSO IN MORE FORMATS  
LA COLLECTION COMPLÈTE DISPOSE DE PLUSIEURS FORMATS  
DIE KOLLEKTION UMFASST WEITERE FORMATE



61x121  
24" x 48"

90x90  
36" x 36"

30x90  
12" x 36"

61x61  
24" x 24"

30,4x61  
12" x 24"

**GRES PORCELLANATO COLORATO IN MASSA**  
 PORCELAIN STONEWARE COLOURED IN BODY  
 GRÉS CÉRAMÉ COLORÉ DANS LA MASSE  
 DURCHGEFÄRBTES FEINSTEINZEUG


<b>EKXTREME</b>	<b>LAPPATO CAMPO PIENO</b>	<b>NATURALE RETTIFICATO</b>	<b>SPESSORE</b>
	SEMI POLISHED SEMI-POLI BRILLANT GELÄPPT	NATURAL RECTIFIED NATUREL RECTIFIÉ NATUR REKTIFIZIERT	THICKNESS ÉPAISSEUR STAERKE
<b>270x121</b> . 106"x48"	-	74,07	6 mm
<b>121x121</b> . 48"x48"	-	58,64	9 mm

I FORMATI 120x270, 121x270, 160x320 E 163x324, E I PRODOTTI CON "EFFETTO MARMO" HANNO IMPASTI COLORATI IN MASSA BIANCHI O NERI. PER TUTTI GLI ALTRI EFFETTI "CEMENTI, METALLI, PIETRE E LEGNI" E FORMATI, L'IMPASTO UTILIZZATO È COLORATO IN MASSA MACINATO A SECCO.  
 THE SIZES 120x270, 160x320 AND 163x324, IN "MARBLE EFFECT" ARE MANUFACTURED USING A COLOURED WHITE OR BLACK BODY. FOR ALL THE OTHER "CEMENT, METALS, STONES AND WOODS LOOK" AND SIZES, THE BODY USED IS COLOURED IN DRY PRESSED MASS.

**SUPERFICIE** . SURFACE FINISH . SURFACE . OBERFLÄCHE



**SPESSORE** . THICKNESS . ÉPAISSEUR . STAERKE



<b>EK</b> ENERGIE KER	<b>NATURALE RETTIFICATO</b>	<b>SABB RETTIFICATO</b>	<b>SPESSORE</b>
	NATURAL RECTIFIED NATUREL RECTIFIÉ NATUR OBERFLÄCHE KALIBRIERT	RECTIFIED ANTISLIP ANTIDÉRAPANT RECTIFIÉ RAU-REKTIFIZIERT	THICKNESS ÉPAISSEUR STAERKE
<b>61x121</b> . 24"x48"	41,67	-	9 mm
<b>90x90</b> . 36"x36"	44,75	46,30	9 mm
<b>61x61</b> . 24"x24"	29,32	-	9 mm
<b>30x90</b> . 12"x36"	40,12	-	9 mm
<b>30,4x61</b> . 12"x24"	27,16	-	9 mm



# CONCEPT ANTHRACITE

R9




6 mm


9 mm





V1



270x121  
106" x 48" 

121x121  
48" x 48" 

FORMATO SIZE		Tipologia Imballaggio	Ingombro	M <sup>2</sup> / Pz	Kg/ Pz	Pz/ Pal.	M <sup>2</sup> / Cassa	Kg/ Cassa
270x121 RETT	6 mm	CASSA	283x132x39	3,27	46,65	20	65,4	1040
270x121 RETT	6 mm	CAVALLETTO	280x75x155	3,27	46,65	40	130,8	2021

FORMATO SIZE		Tipologia Imballaggio	Ingombro	Pz/ Box	M <sup>2</sup> / Box	Kg/ Box	Box/ Pal.	M <sup>2</sup> / Pal	Kg/ Pal
121x121 RETT	9 mm	PALLET CON SPONDE	143,2x124x56,1	2	2,92	58,24	18	52,56	1100

## LA COLLEZIONE DISPONE DI ALTRI FORMATI

AVAILABLE ALSO IN MORE FORMATS  
LA COLLECTION COMPLÈTE DISPOSE DE PLUSIEURS FORMATS  
DIE KOLLEKTION UMFASST WEITERE FORMATE



61x121  
24" x 48"



90x90  
36" x 36"



61x61  
24" x 24"



30,4x61  
12" x 24"

**GRES PORCELLANATO COLORATO IN MASSA**  
 PORCELAIN STONEWARE COLOURED IN BODY  
 GRÉS CÉRAMÉ COLORÉ DANS LA MASSE  
 DURCHGEFÄRBTES FEINSTEINZEUG


<b>EKXTREME</b>	<b>LAPPATO CAMPO PIENO</b>	<b>NATURALE RETTIFICATO</b>	<b>SPESSORE</b> THICKNESS ÉPAISSEUR STAERKE
	SEMI POLISHED SEMI-POLI BRILLANT GELÄPPT	NATURAL RECTIFIED NATUREL RECTIFIÉ NATUR REKTIFIZIERT	
<b>270x121</b> . 106"x48"	-	74,07	6 mm
<b>121x121</b> . 48"x48"	-	58,64	9 mm

I FORMATI 120x270, 121x270, 160x320 E 163x324, E I PRODOTTI CON "EFFETTO MARMO" HANNO IMPASTI COLORATI IN MASSA BIANCHI O NERI. PER TUTTI GLI ALTRI EFFETTI "CEMENTI, METALLI, PIETRE E LEGNI" E FORMATI, L'IMPASTO UTILIZZATO È COLORATO IN MASSA MACINATO A SECCO.  
 THE SIZES 120x270, 160x320 AND 163x324, IN "MARBLE EFFECT" ARE MANUFACTURED USING A COLOURED WHITE OR BLACK BODY. FOR ALL THE OTHER "CEMENT, METALS, STONES AND WOODS LOOK" AND SIZES, THE BODY USED IS COLOURED IN DRY PRESSED MASS.

**SUPERFICIE** . SURFACE FINISH . SURFACE . OBERFLÄCHE



**SPESSORE** . THICKNESS . ÉPAISSEUR . STAERKE



<b>EK</b> ENERGIE KER	<b>NATURALE RETTIFICATO</b>	<b>SABB RETTIFICATO</b>	<b>SPESSORE</b> THICKNESS ÉPAISSEUR STAERKE
	NATURAL RECTIFIED NATUREL RECTIFIÉ NATUR OBERFLÄCHE KALIBRIERT	RECTIFIED ANTISLIP ANTIDÉRAPANT RECTIFIÉ RAU-REKTIFIZIERT	
<b>61x121</b> . 24"x48"	41,67	-	9 mm
<b>90x90</b> . 36"x36"	44,75	46,30	9 mm
<b>61x61</b> . 24"x24"	29,32	-	9 mm
<b>30,4x61</b> . 12"x24"	27,16	-	9 mm