

# MAGNETIC GREY


R9





6 mm  
T



V3



270x120  
106" x 48" 

FORMATO SIZE		Tipologia Imballaggio	Ingombro	M <sup>2</sup> / Pz	Kg/ Pz	Pz/ Pal.	M <sup>2</sup> / Cassa	Kg/ Cassa
270x120	6 mm	CASSA	283x132x39	3,24	46,65	20	64,8	1040
270x120	6 mm	CAVALLETTO	280x75x155	3,24	46,65	40	129,6	2021

LA COLLEZIONE DISPONE DI ALTRI FORMATI  
AVAILABLE ALSO IN MORE FORMATS  
LA COLLECTION COMPLÈTE DISPOSE DE PLUSIEURS FORMATS  
DIE KOLLEKTION UMFASST WEITERE FORMATE



60x120  
24" x 48"



60x60  
24" x 24"



30x60  
12" x 24"

**GRES PORCELLANATO COLORATO IN MASSA**  
 PORCELAIN STONEWARE COLOURED IN BODY  
 GRÉS CÉRAMÉ COLORÉ DANS LA MASSE  
 DURCHGEFÄRBTES FEINSTEINZEUG


<b>EKXTREME</b>	<b>LAPPATO CAMPO PIENO</b> SEMI POLISHED SEMI-POLI BRILLANT GELÄPPT	<b>NATURALE RETTIFICATO</b> NATURAL RECTIFIED NATUREL RECTIFIÉ NATUR REKTIFIZIERT	<b>SPESSORE</b> THICKNESS ÉPAISSEUR STAERKE
270x120 . 106"x48"	-	74,07	6 mm

I FORMATI 120x270, 121x270, 160x320 E 163x324, E I PRODOTTI CON "EFFETTO MARMO" HANNO IMPASTI COLORATI IN MASSA BIANCHI O NERI. PER TUTTI GLI ALTRI EFFETTI "CEMENTI, METALLI, PIETRE E LEGNI" E FORMATI, L'IMPASTO UTILIZZATO È COLORATO IN MASSA MACINATO A SECCO.  
 THE SIZES 120x270, 160x320 AND 163x324, IN "MARBLE EFFECT" ARE MANUFACTURED USING A COLOURED WHITE OR BLACK BODY. FOR ALL THE OTHER "CEMENT, METALS, STONES AND WOODS LOOK" AND SIZES, THE BODY USED IS COLOURED IN DRY PRESSED MASS.

**SUPERFICIE** . SURFACE FINISH . SURFACE . OBERFLÄCHE



**SPESSORE** . THICKNESS . ÉPAISSEUR . STAERKE



<b>EK</b> ENERGIE KER	<b>LAPPATO CAMPO PIENO</b> SEMI POLISHED SEMI-POLI BRILLANT GELÄPPT	<b>NATURALE RETTIFICATO</b> NATURAL RECTIFIED NATUREL RECTIFIÉ NATUR OBERFLÄCHE KALIBRIERT	<b>SPESSORE</b> THICKNESS ÉPAISSEUR STAERKE
60x120 . 24"x48"	-	41,67	9 mm
60x60 . 24"x24"	-	29,32	9 mm
30x60 . 12"x24"	-	27,16	9 mm



# MAGNETIC BRONZE


R9





6 mm  
T



V3



270x120  
106" x 48" 

FORMATO SIZE		Tipologia Imballaggio	Ingombro	M <sup>2</sup> / Pz	Kg/ Pz	Pz/ Pal.	M <sup>2</sup> / Cassa	Kg/ Cassa
270x120	6 mm	CASSA	283x132x39	3,24	46,65	20	64,8	1040
270x120	6 mm	CAVALLETTO	280x75x155	3,24	46,65	40	129,6	2021

## LA COLLEZIONE DISPONE DI ALTRI FORMATI

AVAILABLE ALSO IN MORE FORMATS  
LA COLLECTION COMPLÈTE DISPOSE DE PLUSIEURS FORMATS  
DIE KOLLEKTION UMFASST WEITERE FORMATE



60x120  
24" x 48"



60x60  
24" x 24"



30x60  
12" x 24"



**GRES PORCELLANATO COLORATO IN MASSA**  
 PORCELAIN STONEWARE COLOURED IN BODY  
 GRÉS CÉRAMÉ COLORÉ DANS LA MASSE  
 DURCHGEFÄRBTES FEINSTEINZEUG


<b>EKXTREME</b>	<b>LAPPATO CAMPO PIENO</b> SEMI POLISHED SEMI-POLI BRILLANT GELÄPPT	<b>NATURALE RETTIFICATO</b> NATURAL RECTIFIED NATUREL RECTIFIÉ NATUR REKTIFIZIERT	<b>SPESSORE</b> THICKNESS ÉPAISSEUR STAERKE
270x120 . 106"x48"	-	74,07	6 mm

I FORMATI 120x270, 121x270, 160x320 E 163x324, E I PRODOTTI CON "EFFETTO MARMO" HANNO IMPASTI COLORATI IN MASSA BIANCHI O NERI. PER TUTTI GLI ALTRI EFFETTI "CEMENTI, METALLI, PIETRE E LEGNI" E FORMATI, L'IMPASTO UTILIZZATO È COLORATO IN MASSA MACINATO A SECCO.  
 THE SIZES 120x270, 160x320 AND 163x324, IN "MARBLE EFFECT" ARE MANUFACTURED USING A COLOURED WHITE OR BLACK BODY. FOR ALL THE OTHER "CEMENT, METALS, STONES AND WOODS LOOK" AND SIZES, THE BODY USED IS COLOURED IN DRY PRESSED MASS.

**SUPERFICIE** . SURFACE FINISH . SURFACE . OBERFLÄCHE



**SPESSORE** . THICKNESS . ÉPAISSEUR . STAERKE



<b>EK</b> ENERGIE KER	<b>LAPPATO CAMPO PIENO</b> SEMI POLISHED SEMI-POLI BRILLANT GELÄPPT	<b>NATURALE RETTIFICATO</b> NATURAL RECTIFIED NATUREL RECTIFIÉ NATUR OBERFLÄCHE KALIBRIERT	<b>SPESSORE</b> THICKNESS ÉPAISSEUR STAERKE
60x120 . 24"x48"	-	41,67	9 mm
60x60 . 24"x24"	-	29,32	9 mm
30x60 . 12"x24"	-	27,16	9 mm



# MAGNETIC DARK GREY


R9





6 mm  
T



V3



270x120  
106" x 48" 

FORMATO SIZE		Tipologia Imballaggio	Ingombro	M <sup>2</sup> / Pz	Kg/ Pz	Pz/ Pal.	M <sup>2</sup> / Cassa	Kg/ Cassa
270x120	6 mm	CASSA	283x132x39	3,24	46,65	20	64,8	1040
270x120	6 mm	CAVALLETTO	280x75x155	3,24	46,65	40	129,6	2021

LA COLLEZIONE DISPONE DI ALTRI FORMATI  
AVAILABLE ALSO IN MORE FORMATS  
LA COLLECTION COMPLÈTE DISPOSE DE PLUSIEURS FORMATS  
DIE KOLLEKTION UMFASST WEITERE FORMATE



60x120  
24" x 48"



60x60  
24" x 24"



30x60  
12" x 24"



**GRES PORCELLANATO COLORATO IN MASSA**  
 PORCELAIN STONEWARE COLOURED IN BODY  
 GRÉS CÉRAMÉ COLORÉ DANS LA MASSE  
 DURCHGEFÄRBTES FEINSTEINZEUG


<b>EKXTREME</b>	<b>LAPPATO CAMPO PIENO</b> SEMI POLISHED SEMI-POLI BRILLANT GELÄPPT	<b>NATURALE RETTIFICATO</b> NATURAL RECTIFIED NATUREL RECTIFIÉ NATUR REKTIFIZIERT	<b>SPESSORE</b> THICKNESS ÉPAISSEUR STAERKE
270x120 . 106"x48"	-	74,07	6 mm

I FORMATI 120x270, 121x270, 160x320 E 163x324, E I PRODOTTI CON "EFFETTO MARMO" HANNO IMPASTI COLORATI IN MASSA BIANCHI O NERI. PER TUTTI GLI ALTRI EFFETTI "CEMENTI, METALLI, PIETRE E LEGNI" E FORMATI, L'IMPASTO UTILIZZATO È COLORATO IN MASSA MACINATO A SECCO.  
 THE SIZES 120x270, 160x320 AND 163x324, IN "MARBLE EFFECT" ARE MANUFACTURED USING A COLOURED WHITE OR BLACK BODY. FOR ALL THE OTHER "CEMENT, METALS, STONES AND WOODS LOOK" AND SIZES, THE BODY USED IS COLOURED IN DRY PRESSED MASS.

**SUPERFICIE** . SURFACE FINISH . SURFACE . OBERFLÄCHE



**SPESSORE** . THICKNESS . ÉPAISSEUR . STAERKE



<b>EK</b> ENERGIE KER	<b>LAPPATO CAMPO PIENO</b> SEMI POLISHED SEMI-POLI BRILLANT GELÄPPT	<b>NATURALE RETTIFICATO</b> NATURAL RECTIFIED NATUREL RECTIFIÉ NATUR OBERFLÄCHE KALIBRIERT	<b>SPESSORE</b> THICKNESS ÉPAISSEUR STAERKE
60x120 . 24"x48"	-	41,67	9 mm
60x60 . 24"x24"	-	29,32	9 mm
30x60 . 12"x24"	-	27,16	9 mm



# MAGNETIC BLACK


R9




6 mm  
T



V3



270x120  
106" x 48" 

FORMATO SIZE		Tipologia Imballaggio	Ingombro	M <sup>2</sup> / Pz	Kg/ Pz	Pz/ Pal.	M <sup>2</sup> / Cassa	Kg/ Cassa
270x120	6 mm	CASSA	283x132x39	3,24	46,65	20	64,8	1040
270x120	6 mm	CAVALLETTO	280x75x155	3,24	46,65	40	129,6	2021

**LA COLLEZIONE DISPONE DI ALTRI FORMATI**  
 AVAILABLE ALSO IN MORE FORMATS  
 LA COLLECTION COMPLÈTE DISPOSE DE PLUSIEURS FORMATS  
 DIE KOLLEKTION UMFASST WEITERE FORMATE



60x120  
24" x 48"



60x60  
24" x 24"



30x60  
12" x 24"



**GRES PORCELLANATO COLORATO IN MASSA**  
 PORCELAIN STONEWARE COLOURED IN BODY  
 GRÉS CÉRAMÉ COLORÉ DANS LA MASSE  
 DURCHGEFÄRBTES FEINSTEINZEUG


<b>EKXTREME</b>	<b>LAPPATO CAMPO PIENO</b>	<b>NATURALE RETTIFICATO</b>	<b>SPESSORE</b>
	SEMI POLISHED SEMI-POLI BRILLANT GELÄPPT	NATURAL RECTIFIED NATUREL RECTIFIÉ NATUR REKTIFIZIERT	THICKNESS ÉPAISSEUR STAERKE
270x120 . 106"x48"	-	74,07	6 mm

I FORMATI 120x270, 121x270, 160x320 E 163x324, E I PRODOTTI CON "EFFETTO MARMO" HANNO IMPASTI COLORATI IN MASSA BIANCHI O NERI. PER TUTTI GLI ALTRI EFFETTI "CEMENTI, METALLI, PIETRE E LEGNI" E FORMATI, L'IMPASTO UTILIZZATO È COLORATO IN MASSA MACINATO A SECCO.  
 THE SIZES 120x270, 160x320 AND 163x324, IN "MARBLE EFFECT" ARE MANUFACTURED USING A COLOURED WHITE OR BLACK BODY. FOR ALL THE OTHER "CEMENT, METALS, STONES AND WOODS LOOK" AND SIZES, THE BODY USED IS COLOURED IN DRY PRESSED MASS.

**SUPERFICIE** . SURFACE FINISH . SURFACE . OBERFLÄCHE



**SPESSORE** . THICKNESS . ÉPAISSEUR . STAERKE



<b>EK</b> ENERGIE KER	<b>LAPPATO CAMPO PIENO</b>	<b>NATURALE RETTIFICATO</b>	<b>SPESSORE</b>
	SEMI POLISHED SEMI-POLI BRILLANT GELÄPPT	NATURAL RECTIFIED NATUREL RECTIFIÉ NATUR OBERFLÄCHE KALIBRIERT	THICKNESS ÉPAISSEUR STAERKE
60x120 . 24"x48"	-	41,67	9 mm
60x60 . 24"x24"	-	29,32	9 mm
30x60 . 12"x24"	-	27,16	9 mm

