
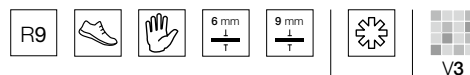


OXIDATO LITHIUM



320x160
126" x 63"

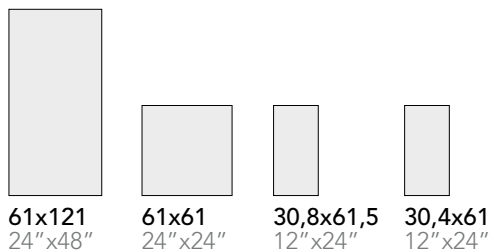
270x121
106" x 48"

121x121
48" x 48"

FORMATO SIZE		Tipologia Imballaggio	Ingombro	M ² / Pz	Kg/ Pz	Pz/ Pal.	M ² / Cassa	Kg/ Cassa
320x160 RETT	6 mm	CASSA	172,6x343,2x36	5,12	76,38	16	81,92	1375
320x160 RETT	6 mm	CAVALLETTO	330x75x200	5,12	76,38	32	163,84	2633
270x121 RETT	6 mm	CASSA	283x132x39	3,27	46,65	20	65,4	1040
270x121 RETT	6 mm	CAVALLETTO	280x75x155	3,27	46,65	40	130,8	2021

FORMATO SIZE		Tipologia Imballaggio	Ingombro	Pz/ Box	M ² / Box	Kg/ Box	Box/ Pal.	M ² / Pal	Kg/ Pal
121x121 RETT	9 mm	PALLET CON SPONDE	143,2x124x56,1	2	2,92	58,24	18	52,56	1100

LA COLLEZIONE DISPONE DI ALTRI FORMATI
AVAILABLE ALSO IN MORE FORMATS
LA COLLECTION COMPLÈTE DISPOSE DE PLUSIEURS FORMATS
DIE KOLLEKTION UMFASST WEITERE FORMATE



61x121
24" x 48"

61x61
24" x 24"

30,8x61,5
12" x 24"

30,4x61
12" x 24"

GRES PORCELLANATO COLORATO IN MASSA
 PORCELAIN STONEWARE COLOURED IN BODY
 GRÉS CÉRAMÉ COLORÉ DANS LA MASSE
 DURCHGEFÄRBTES FEINSTEINZEUG


EKXTREME	LAPPATO CAMPO PIENO	NATURALE RETTIFICATO	SPESSORE THICKNESS ÉPAISSEUR STAERKE
	SEMI POLISHED SEMI-POLI BRILLANT GELÄPPT	NATURAL RECTIFIED NATUREL RECTIFIÉ NATUR REKTIFIZIERT	
320x160 . 126"x63"	-	98,77	6 mm
270x121 . 106"x48"	-	74,07	6 mm
121x121 . 48"x48"	-	58,64	9 mm

I FORMATI 120x270, 121x270, 160x320 E 163x324, E I PRODOTTI CON "EFFETTO MARMO" HANNO IMPASTI COLORATI IN MASSA BIANCHI O NERI. PER TUTTI GLI ALTRI EFFETTI "CEMENTI, METALLI, PIETRE E LEGNI" E FORMATI, L'IMPASTO UTILIZZATO È COLORATO IN MASSA MACINATO A SECCO. THE SIZES 120x270, 160x320 AND 163x324, IN "MARBLE EFFECT" ARE MANUFACTURED USING A COLOURED WHITE OR BLACK BODY. FOR ALL THE OTHER "CEMENT, METALS, STONES AND WOODS LOOK" AND SIZES, THE BODY USED IS COLOURED IN DRY PRESSED MASS.

SUPERFICIE . SURFACE FINISH . SURFACE . OBERFLÄCHE



SPESSORE . THICKNESS . ÉPAISSEUR . STAERKE



EK ENERGIE KER	NATURALE RETTIFICATO NATURAL RECTIFIED NATUREL RECTIFIÉ NATUR OBERFLÄCHE KALIBRIERT	NATURALE NATURAL NATUREL NATUR	SPESSORE THICKNESS ÉPAISSEUR STAERKE
61x121 . 24"x48"	41,67	-	9 mm
61x61 . 24"x24"	29,32	-	9 mm
30,8x61,5 . 12"x24"	-	24,07	9 mm
30,4x61 . 12"x24"	27,16	-	9 mm



OXIDATO TITANIUM

R9





6 mm


9 mm




V3




320x160
126" x 63" 

270x121
106" x 48" 

121x121
48" x 48" 

FORMATO SIZE		Tipologia Imballaggio	Ingombro	M ² / Pz	Kg/ Pz	Pz/ Pal.	M ² / Cassa	Kg/ Cassa
320x160 RETT	6 mm	CASSA	172,6x343,2x36	5,12	76,38	16	81,92	1375
320x160 RETT	6 mm	CAVALLETTO	330x75x200	5,12	76,38	32	163,84	2633
270x121 RETT	6 mm	CASSA	283x132x39	3,27	46,65	20	65,4	1040
270x121 RETT	6 mm	CAVALLETTO	280x75x155	3,27	46,65	40	130,8	2021

FORMATO SIZE		Tipologia Imballaggio	Ingombro	Pz/ Box	M ² / Box	Kg/ Box	Box/ Pal.	M ² / Pal	Kg/ Pal
121x121 RETT	9 mm	PALLET CON SPONDE	143,2x124x56,1	2	2,92	58,24	18	52,56	1100

LA COLLEZIONE DISPONE DI ALTRI FORMATI

AVAILABLE ALSO IN MORE FORMATS
LA COLLECTION COMPLÈTE DISPOSE DE PLUSIEURS FORMATS
DIE KOLLEKTION UMFASST WEITERE FORMATE



61x121
24" x 48"



61x61
24" x 24"



30,8x61,5
12" x 24"



30,4x61
12" x 24"

GRES PORCELLANATO COLORATO IN MASSA
 PORCELAIN STONEWARE COLOURED IN BODY
 GRÉS CÉRAMÉ COLORÉ DANS LA MASSE
 DURCHGEFÄRBTES FEINSTEINZEUG


EKXTREME	LAPPATO CAMPO PIENO SEMI POLISHED SEMI-POLI BRILLANT GELÄPPT	NATURALE RETTIFICATO NATURAL RECTIFIED NATUREL RECTIFIÉ NATUR REKTIFIZIERT	SPESSORE THICKNESS ÉPAISSEUR STAERKE
320x160 . 126"x63"	-	98,77	6 mm
270x121 . 106"x48"	-	74,07	6 mm
121x121 . 48"x48"	-	58,64	9 mm

I FORMATI 120x270, 121x270, 160x320 E 163x324, E I PRODOTTI CON "EFFETTO MARMO" HANNO IMPASTI COLORATI IN MASSA BIANCHI O NERI. PER TUTTI GLI ALTRI EFFETTI "CEMENTI, METALLI, PIETRE E LEGNI" E FORMATI, L'IMPASTO UTILIZZATO È COLORATO IN MASSA MACINATO A SECCO. THE SIZES 120x270, 160x320 AND 163x324, IN "MARBLE EFFECT" ARE MANUFACTURED USING A COLOURED WHITE OR BLACK BODY. FOR ALL THE OTHER "CEMENT, METALS, STONES AND WOODS LOOK" AND SIZES, THE BODY USED IS COLOURED IN DRY PRESSED MASS.

SUPERFICIE . SURFACE FINISH . SURFACE . OBERFLÄCHE



SPESSORE . THICKNESS . ÉPAISSEUR . STAERKE



EK ENERGIE KER	NATURALE RETTIFICATO NATURAL RECTIFIED NATUREL RECTIFIÉ NATUR OBERFLÄCHE KALIBRIERT	NATURALE NATURAL NATUREL NATUR	SPESSORE THICKNESS ÉPAISSEUR STAERKE
61x121 . 24"x48"	41,67	-	9 mm
61x61 . 24"x24"	29,32	-	9 mm
30,8x61,5 . 12"x24"	-	24,07	9 mm
30,4x61 . 12"x24"	27,16	-	9 mm



OXIDATO VANADIUM


R9



6 mm
T




V3



320x160
126" x 63" 

270x121
106" x 48" 

FORMATO SIZE		Tipologia Imballaggio	Ingombro	M ² / Pz	Kg/ Pz	Pz/ Pal.	M ² / Cassa	Kg/ Cassa
320x160 RETT	6 mm	CASSA	172,6x343,2x36	5,12	76,38	16	81,92	1375
320x160 RETT	6 mm	CAVALLETTO	330x75x200	5,12	76,38	32	163,84	2633
270x121 RETT	6 mm	CASSA	283x132x39	3,27	46,65	20	65,4	1040
270x121 RETT	6 mm	CAVALLETTO	280x75x155	3,27	46,65	40	130,8	2021

LA COLLEZIONE DISPONE DI ALTRI FORMATI

AVAILABLE ALSO IN MORE FORMATS
LA COLLECTION COMPLÈTE DISPOSE DE PLUSIEURS FORMATS
DIE KOLLEKTION UMFASST WEITERE FORMATE



61x121
24" x 48"



61x61
24" x 24"



30,8x61,5
12" x 24"



30,4x61
12" x 24"

GRES PORCELLANATO COLORATO IN MASSA
 PORCELAIN STONEWARE COLOURED IN BODY
 GRÉS CÉRAMÉ COLORÉ DANS LA MASSE
 DURCHGEFÄRBTES FEINSTEINZEUG


EKXTREME	LAPPATO CAMPO PIENO	NATURALE RETTIFICATO	SPESSORE
	SEMI POLISHED SEMI-POLI BRILLANT GELÄPPT	NATURAL RECTIFIED NATUREL RECTIFIÉ NATUR REKTIFIZIERT	THICKNESS ÉPAISSEUR STAERKE
320x160 . 126"x63"	-	98,77	6 mm
270x121 . 106"x48"	-	74,07	6 mm

I FORMATI 120x270, 121x270, 160x320 E 163x324, E I PRODOTTI CON "EFFETTO MARMO" HANNO IMPASTI COLORATI IN MASSA BIANCHI O NERI. PER TUTTI GLI ALTRI EFFETTI "CEMENTI, METALLI, PIETRE E LEGNI" E FORMATI, L'IMPASTO UTILIZZATO È COLORATO IN MASSA MACINATO A SECCO.
 THE SIZES 120x270, 160x320 AND 163x324, IN "MARBLE EFFECT" ARE MANUFACTURED USING A COLOURED WHITE OR BLACK BODY. FOR ALL THE OTHER "CEMENT, METALS, STONES AND WOODS LOOK" AND SIZES, THE BODY USED IS COLOURED IN DRY PRESSED MASS.

SUPERFICIE . SURFACE FINISH . SURFACE . OBERFLÄCHE



SPESSORE . THICKNESS . ÉPAISSEUR . STAERKE



EK ENERGIE KER	NATURALE RETTIFICATO	NATURALE	SPESSORE
	NATURAL RECTIFIED NATUREL RECTIFIÉ NATUR OBERFLÄCHE KALIBRIERT	NATURAL NATUREL NATUR	THICKNESS ÉPAISSEUR STAERKE
61x121 . 24"x48"	41,67	-	9 mm
61x61 . 24"x24"	29,32	-	9 mm
30,8x61,5 . 12"x24"	-	24,07	9 mm
30,4x61 . 12"x24"	27,16	-	9 mm

OXIDATO TELLURIUM

R9




6 mm


9 mm




V3





320x160
126" x 63" 




270x121
106" x 48" 



121x121
48" x 48" 

FORMATO SIZE		Tipologia Imballaggio	Ingombro	M ² / Pz	Kg/ Pz	Pz/ Pal.	M ² / Cassa	Kg/ Cassa
320x160 RETT	6 mm	CASSA	172,6x343,2x36	5,12	76,38	16	81,92	1375
320x160 RETT	6 mm	CAVALLETTO	330x75x200	5,12	76,38	32	163,84	2633
270x121 RETT	6 mm	CASSA	283x132x39	3,27	46,65	20	65,4	1040
270x121 RETT	6 mm	CAVALLETTO	280x75x155	3,27	46,65	40	130,8	2021

FORMATO SIZE		Tipologia Imballaggio	Ingombro	Pz/ Box	M ² / Box	Kg/ Box	Box/ Pal.	M ² / Pal	Kg/ Pal
121x121 RETT	9 mm	PALLET CON SPONDE	143,2x124x56,1	2	2,92	58,24	18	52,56	1100

LA COLLEZIONE DISPONE DI ALTRI FORMATI

AVAILABLE ALSO IN MORE FORMATS
LA COLLECTION COMPLÈTE DISPOSE DE PLUSIEURS FORMATS
DIE KOLLEKTION UMFASST WEITERE FORMATE



61x121
24" x 48"



61x61
24" x 24"



30,8x61,5
12" x 24"



30,4x61
12" x 24"

GRES PORCELLANATO COLORATO IN MASSA
 PORCELAIN STONEWARE COLOURED IN BODY
 GRÉS CÉRAMÉ COLORÉ DANS LA MASSE
 DURCHGEFÄRBTES FEINSTEINZEUG

EKXTREME	LAPPATO CAMPO PIENO SEMI POLISHED SEMI-POLI BRILLANT GELÄPPT	NATURALE RETTIFICATO NATURAL RECTIFIED NATUREL RECTIFIÉ NATUR REKTIFIZIERT	SPESSORE THICKNESS ÉPAISSEUR STAERKE
320x160 . 126"x63"	-	98,77	6 mm
270x121 . 106"x48"	-	74,07	6 mm
121x121 . 48"x48"	-	58,64	9 mm

I FORMATI 120x270, 121x270, 160x320 E 163x324, E I PRODOTTI CON "EFFETTO MARMO" HANNO IMPASTI COLORATI IN MASSA BIANCHI O NERI. PER TUTTI GLI ALTRI EFFETTI "CEMENTI, METALLI, PIETRE E LEGNI" E FORMATI, L'IMPASTO UTILIZZATO È COLORATO IN MASSA MACINATO A SECCO. THE SIZES 120x270, 160x320 AND 163x324, IN "MARBLE EFFECT" ARE MANUFACTURED USING A COLOURED WHITE OR BLACK BODY. FOR ALL THE OTHER "CEMENT, METALS, STONES AND WOODS LOOK" AND SIZES, THE BODY USED IS COLOURED IN DRY PRESSED MASS.

SUPERFICIE . SURFACE FINISH . SURFACE . OBERFLÄCHE



SPESSORE . THICKNESS . ÉPAISSEUR . STAERKE



EK ENERGIE KER	NATURALE RETTIFICATO NATURAL RECTIFIED NATUREL RECTIFIÉ NATUR OBERFLÄCHE KALIBRIERT	NATURALE NATURAL NATUREL NATUR	SPESSORE THICKNESS ÉPAISSEUR STAERKE
61x121 . 24"x48"	41,67	-	9 mm
61x61 . 24"x24"	29,32	-	9 mm
30,8x61,5 . 12"x24"	-	24,07	9 mm
30,4x61 . 12"x24"	27,16	-	9 mm

OXIDATO PALLADIUM

R9




6 mm


9 mm



V3





320x160
126" x 63" 




270x121
106" x 48" 



121x121
48" x 48" 

FORMATO SIZE		Tipologia Imballaggio	Ingombro	M ² / Pz	Kg/ Pz	Pz/ Pal.	M ² / Cassa	Kg/ Cassa
320x160 RETT	6 mm	CASSA	172,6x343,2x36	5,12	76,38	16	81,92	1375
320x160 RETT	6 mm	CAVALLETTO	330x75x200	5,12	76,38	32	163,84	2633
270x121 RETT	6 mm	CASSA	283x132x39	3,27	46,65	20	65,4	1040
270x121 RETT	6 mm	CAVALLETTO	280x75x155	3,27	46,65	40	130,8	2021

FORMATO SIZE		Tipologia Imballaggio	Ingombro	Pz/ Box	M ² / Box	Kg/ Box	Box/ Pal.	M ² / Pal	Kg/ Pal
121x121 RETT	9 mm	PALLET CON SPONDE	143,2x124x56,1	2	2,92	58,24	18	52,56	1100

LA COLLEZIONE DISPONE DI ALTRI FORMATI

AVAILABLE ALSO IN MORE FORMATS
LA COLLECTION COMPLÈTE DISPOSE DE PLUSIEURS FORMATS
DIE KOLLEKTION UMFASST WEITERE FORMATE



61x121
24" x 48"



61x61
24" x 24"



30,8x61,5
12" x 24"



30,4x61
12" x 24"

GRES PORCELLANATO COLORATO IN MASSA
 PORCELAIN STONEWARE COLOURED IN BODY
 GRÉS CÉRAMÉ COLORÉ DANS LA MASSE
 DURCHGEFÄRBTES FEINSTEINZEUG

EKXTREME	LAPPATO CAMPO PIENO	NATURALE RETTIFICATO	SPESSORE
	SEMI POLISHED SEMI-POLI BRILLANT GELÄPPT	NATURAL RECTIFIED NATUREL RECTIFIÉ NATUR REKTIFIZIERT	THICKNESS ÉPAISSEUR STAERKE
320x160 . 126"x63"	-	98,77	6 mm
270x121 . 106"x48"	-	74,07	6 mm
121x121 . 48"x48"	-	58,64	9 mm

I FORMATI 120x270, 121x270, 160x320 E 163x324, E I PRODOTTI CON "EFFETTO MARMO" HANNO IMPASTI COLORATI IN MASSA BIANCHI O NERI. PER TUTTI GLI ALTRI EFFETTI "CEMENTI, METALLI, PIETRE E LEGNI" E FORMATI, L'IMPASTO UTILIZZATO È COLORATO IN MASSA MACINATO A SECCO.
 THE SIZES 120x270, 160x320 AND 163x324, IN "MARBLE EFFECT" ARE MANUFACTURED USING A COLOURED WHITE OR BLACK BODY. FOR ALL THE OTHER "CEMENT, METALS, STONES AND WOODS LOOK" AND SIZES, THE BODY USED IS COLOURED IN DRY PRESSED MASS.

SUPERFICIE . SURFACE FINISH . SURFACE . OBERFLÄCHE



SPESSORE . THICKNESS . ÉPAISSEUR . STAERKE



EK ENERGIE KER	NATURALE RETTIFICATO	NATURALE	SPESSORE
	NATURAL RECTIFIED NATUREL RECTIFIÉ NATUR OBERFLÄCHE KALIBRIERT	NATURAL NATUREL NATUR	THICKNESS ÉPAISSEUR STAERKE
61x121 . 24"x48"	41,67	-	9 mm
61x61 . 24"x24"	29,32	-	9 mm
30,8x61,5 . 12"x24"	-	24,07	9 mm
30,4x61 . 12"x24"	27,16	-	9 mm

