

# SELECT NEBBIA

R10




9 mm

12 mm



V1



324x163  
127"x64"

12 mm

**NON RETTIFICATO**  
NOT RECTIFIED  
NON RECTIFIÉ  
NICHT REKTIFIZIERT

121x121  
48"x48"

9 mm

FORMATO SIZE	✚	Tipologia Imballaggio	Ingombro	M <sup>2</sup> / Pz	Kg/ Pz	Pz/ Pal.	M <sup>2</sup> / Cassa	Kg/ Cassa
163x324 SILK	12 mm	CASSA	172,6x343,2x36	5,28	145,50	8	42,24	1317
163x324 SILK	12 mm	CAVALLETTO	330x75x200	5,28	145,50	16	84,48	2517

FORMATO SIZE	✚	Tipologia Imballaggio	Ingombro	Pz/ Box	M <sup>2</sup> / Box	Kg/ Box	Box/ Pal.	M <sup>2</sup> / Pal	Kg/ Pal
121x121 RETT	9 mm	PALLET CON SPONDE	143,2x124x56,1	2	2,92	58,24	18	52,56	1100

## LA COLLEZIONE DISPONE DI ALTRI FORMATI

AVAILABLE ALSO IN MORE FORMATS  
LA COLLECTION COMPLETE DISPOSE DE PLUSIEURS FORMATS  
DIE KOLLEKTION UMFASST WEITERE FORMATE



61x121  
24"x48"



90x90  
36"x36"



61,5x61,5  
24"x24"



61x61  
24"x24"



30,8x61,5  
12"x24"



30,4x61  
12"x24"



45,5x45,5  
18"x18"



30,8x30,8  
12"x12"

**GRES PORCELLANATO COLORATO IN MASSA**  
 PORCELAIN STONEWARE COLOURED IN BODY  
 GRÉS CÉRAMÉ COLORÉ DANS LA MASSE  
 DURCHGEFÄRBTES FEINSTEINZEUG


<b>EKXTREME</b>	<b>LAPPATO CAMPO PIENO</b> SEMI POLISHED SEMI-POLI BRILLANT GELÄPPT	<b>NATURALE RETTIFICATO</b> NATURAL RECTIFIED NATUREL RECTIFIÉ NATUR REKTIFIZIERT	<b>SILK</b>	<b>SPESSORE</b> THICKNESS ÉPAISSEUR STAERKE
<b>324x163</b> . 127"x64"	-	-	169,75	12 mm
<b>121x121</b> . 48"x48"	-	58,64	-	9 mm

I FORMATI 120x270, 121x270, 160x320 E 163x324, E I PRODOTTI CON "EFFETTO MARMO" HANNO IMPASTI COLORATI IN MASSA BIANCHI O NERI. PER TUTTI GLI ALTRI EFFETTI "CEMENTI, METALLI, PIETRE E LEGNI" E FORMATI, L'IMPASTO UTILIZZATO È COLORATO IN MASSA MACINATO A SECCO.  
 THE SIZES 120x270, 160x320 AND 163x324, IN "MARBLE EFFECT" ARE MANUFACTURED USING A COLOURED WHITE OR BLACK BODY. FOR ALL THE OTHER "CEMENT, METALS, STONES AND WOODS LOOK" AND SIZES, THE BODY USED IS COLOURED IN DRY PRESSED MASS.

**SUPERFICIE** . SURFACE FINISH . SURFACE . OBERFLÄCHE



**SPESSORE** . THICKNESS . ÉPAISSEUR . STAERKE



<b>EK</b> ENERGIE KER	<b>NATURALE</b> NATURAL NATUREL NATUR	<b>NATURALE RETTIFICATO</b> NATURAL RECTIFIED NATUREL RECTIFIÉ NATUR OBERFLÄCHE KALIBRIERT	<b>SPESSORE</b> THICKNESS ÉPAISSEUR STAERKE
<b>61x121</b> . 24"x48"	-	41,67	9 mm
<b>90x90</b> . 36"x36"	-	44,75	9 mm
<b>30,4x61</b> . 12"x24"	-	27,16	9 mm
<b>61x61</b> . 24"x24"	-	29,32	9 mm
<b>61,5x61,5</b> . 24"x24"	26,23	-	9 mm
<b>30,8x61,5</b> . 12"x24"	24,07	-	9 mm
<b>45,5x45,5</b> . 18"x18"	21,60	-	9 mm
<b>30,8x30,8</b> . 12"x12"	18,52	-	8,2 mm

FINITURA SABBATO DISPONIBILE NEI FORMATI: 30,8x61,5, 45,5x45,5

# SELECT PIOMBO

R10




9 mm

12 mm



V1



324x163  
127"x64"

12 mm

NON RETTIFICATO  
NOT RECTIFIED  
NON RECTIFIÉ  
NICHT REKTIFIZIERT

121x121  
48"x48"

9 mm

FORMATO SIZE		Tipologia Imballaggio	Ingombro	M <sup>2</sup> / Pz	Kg/ Pz	Pz/ Pal.	M <sup>2</sup> / Cassa	Kg/ Cassa
163x324 SILK	12 mm	CASSA	172,6x343,2x36	5,28	145,50	8	42,24	1317
163x324 SILK	12 mm	CAVALLETTO	330x75x200	5,28	145,50	16	84,48	2517


FORMATO SIZE		Tipologia Imballaggio	Ingombro	Pz/ Box	M <sup>2</sup> / Box	Kg/ Box	Box/ Pal.	M <sup>2</sup> / Pal	Kg/ Pal
121x121 RETT	9 mm	PALLET CON SPONDE	143,2x124x56,1	2	2,92	58,24	18	52,56	1100

## LA COLLEZIONE DISPONE DI ALTRI FORMATI

AVAILABLE ALSO IN MORE FORMATS  
LA COLLECTION COMPLÈTE DISPOSE DE PLUSIEURS FORMATS  
DIE KOLLEKTION UMFASST WEITERE FORMATE



61x121  
24"x48"



90x90  
36"x36"



61,5x61,5  
24"x24"



61x61  
24"x24"



30,8x61,5  
12"x24"



30,4x61  
12"x24"



45,5x45,5  
18"x18"




30,8x30,8  
12"x12"

**GRES PORCELLANATO COLORATO IN MASSA**  
 PORCELAIN STONEWARE COLOURED IN BODY  
 GRÉS CÉRAMÉ COLORÉ DANS LA MASSE  
 DURCHGEFÄRBTES FEINSTEINZEUG


EKXTREME	LAPPATO CAMPO PIENO	NATURALE RETTIFICATO	SILK	SPESSORE THICKNESS ÉPAISSEUR STAERKE
	SEMI POLISHED SEMI-POLI BRILLANT GELÄPPT	NATURAL RECTIFIED NATUREL RECTIFIÉ NATUR REKTIFIZIERT		
324x163 . 127"x64"	-	-	169,75	12 mm
121x121 . 48"x48"	-	58,64	-	9 mm

I FORMATI 120x270, 121x270, 160x320 E 163x324, E I PRODOTTI CON "EFFETTO MARMO" HANNO IMPASTI COLORATI IN MASSA BIANCHI O NERI. PER TUTTI GLI ALTRI EFFETTI "CEMENTI, METALLI, PIETRE E LEGNI" E FORMATI, L'IMPASTO UTILIZZATO È COLORATO IN MASSA MACINATO A SECCO.  
 THE SIZES 120x270, 160x320 AND 163x324, IN "MARBLE EFFECT" ARE MANUFACTURED USING A COLOURED WHITE OR BLACK BODY. FOR ALL THE OTHER "CEMENT, METALS, STONES AND WOODS LOOK" AND SIZES, THE BODY USED IS COLOURED IN DRY PRESSED MASS.

SUPERFICIE . SURFACE FINISH . SURFACE . OBERFLÄCHE




SPESSORE . THICKNESS . ÉPAISSEUR . STAERKE



EK ENERGIE KER	NATURALE NATURAL NATUREL NATUR	NATURALE RETTIFICATO NATURAL RECTIFIED NATUREL RECTIFIÉ NATUR OBERFLÄCHE KALIBRIERT	SPESSORE THICKNESS ÉPAISSEUR STAERKE
61x121 . 24"x48"	-	41,67	9 mm
90x90 . 36"x36"	-	44,75	9 mm
30,4x61 . 12"x24"	-	27,16	9 mm
61x61 . 24"x24"	-	29,32	9 mm
61,5x61,5 . 24"x24"	26,23	-	9 mm
30,8x61,5 . 12"x24"	24,07	-	9 mm
45,5x45,5 . 18"x18"	21,60	-	9 mm
30,8x30,8 . 12"x12"	18,52	-	8,2 mm

FINITURA SABBATO DISPONIBILE NEI FORMATI: 61,5x61,5



324x163  
127"x64"



**NON RETTIFICATO**  
NOT RECTIFIED  
NON RECTIFIÉ  
NICHT REKTIFIZIERT

121x121  
48"x48"



FORMATO SIZE		Tipologia Imballaggio	Ingombro	M <sup>2</sup> / Pz	Kg/ Pz	Pz/ Pal.	M <sup>2</sup> / Cassa	Kg/ Cassa
163x324 SILK	12 mm	CASSA	172,6x343,2x36	5,28	145,50	8	42,24	1317
163x324 SILK	12 mm	CAVALLETTO	330x75x200	5,28	145,50	16	84,48	2517

FORMATO SIZE		Tipologia Imballaggio	Ingombro	Pz/ Box	M <sup>2</sup> / Box	Kg/ Box	Box/ Pal.	M <sup>2</sup> / Pal	Kg/ Pal
121x121 RETT	9 mm	PALLET CON SPONDE	143,2x124x56,1	2	2,92	58,24	18	52,56	1100

## LA COLLEZIONE DISPONE DI ALTRI FORMATI

AVAILABLE ALSO IN MORE FORMATS  
LA COLLECTION COMPLÈTE DISPOSE DE PLUSIEURS FORMATS  
DIE KOLLEKTION UMFASST WEITERE FORMATE



61x121  
24"x48"



90x90  
36"x36"



61,5x61,5  
24"x24"



61x61  
24"x24"



30,8x61,5  
12"x24"



30,4x61  
12"x24"



45,5x45,5  
18"x18"



30,8x30,8  
12"x12"



**GRES PORCELLANATO COLORATO IN MASSA**  
 PORCELAIN STONEWARE COLOURED IN BODY  
 GRÉS CÉRAMÉ COLORÉ DANS LA MASSE  
 DURCHGEFÄRBTES FEINSTEINZEUG

<b>EKXTREME</b>	<b>LAPPATO CAMPO PIENO</b> SEMI POLISHED SEMI-POLI BRILLANT GELÄPPT	<b>NATURALE RETTIFICATO</b> NATURAL RECTIFIED NATUREL RECTIFIÉ NATUR REKTIFIZIERT	<b>SILK</b>	<b>SPESSORE</b> THICKNESS ÉPAISSEUR STAERKE
<b>324x163</b> . 127"x64"	-	-	169,75	12 mm
<b>121x121</b> . 48"x48"	-	58,64	-	9 mm

I FORMATI 120x270, 121x270, 160x320 E 163x324, E I PRODOTTI CON "EFFETTO MARMO" HANNO IMPASTI COLORATI IN MASSA BIANCHI O NERI. PER TUTTI GLI ALTRI EFFETTI "CEMENTI, METALLI, PIETRE E LEGNI" E FORMATI, L'IMPASTO UTILIZZATO È COLORATO IN MASSA MACINATO A SECCO. THE SIZES 120x270, 160x320 AND 163x324, IN "MARBLE EFFECT" ARE MANUFACTURED USING A COLOURED WHITE OR BLACK BODY. FOR ALL THE OTHER "CEMENT, METALS, STONES AND WOODS LOOK" AND SIZES, THE BODY USED IS COLOURED IN DRY PRESSED MASS.

**SUPERFICIE** . SURFACE FINISH . SURFACE . OBERFLÄCHE



**SPESSORE** . THICKNESS . ÉPAISSEUR . STAERKE



<b>EK</b> ENERGIE KER	<b>NATURALE</b> NATURAL NATUREL NATUR	<b>NATURALE RETTIFICATO</b> NATURAL RECTIFIED NATUREL RECTIFIÉ NATUR OBERFLÄCHE KALIBRIERT	<b>SPESSORE</b> THICKNESS ÉPAISSEUR STAERKE
<b>61x121</b> . 24"x48"	-	41,67	9 mm
<b>90x90</b> . 36"x36"	-	44,75	9 mm
<b>30,4x61</b> . 12"x24"	-	27,16	9 mm
<b>61x61</b> . 24"x24"	-	29,32	9 mm
<b>61,5x61,5</b> . 24"x24"	26,23	-	9 mm
<b>30,8x61,5</b> . 12"x24"	24,07	-	9 mm
<b>45,5x45,5</b> . 18"x18"	21,60	-	9 mm
<b>30,8x30,8</b> . 12"x12"	18,52	-	8,2 mm

FINITURA SABBIA TO DISPONIBILE NEI FORMATI: 30,8x30,8, 30,8x61,5, 45,5x45,5

# SELECT CENERE

R10




9 mm

12 mm



V1



324x163  
127"x64"

12 mm

**NON RETTIFICATO**  
NOT RECTIFIED  
NON RECTIFIÉ  
NICHT REKTIFIZIERT

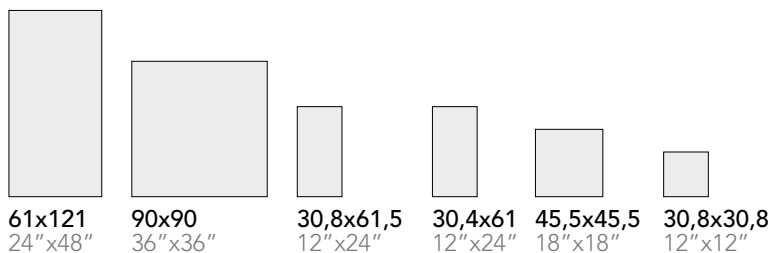
121x121  
48"x48"

9 mm

FORMATO SIZE		Tipologia Imballaggio	Ingombro	M <sup>2</sup> / Pz	Kg/ Pz	Pz/ Pal.	M <sup>2</sup> / Cassa	Kg/ Cassa
163x324 SILK	12 mm	CASSA	172,6x343,2x36	5,28	145,50	8	42,24	1317
163x324 SILK	12 mm	CAVALLETTO	330x75x200	5,28	145,50	16	84,48	2517

FORMATO SIZE		Tipologia Imballaggio	Ingombro	Pz/ Box	M <sup>2</sup> / Box	Kg/ Box	Box/ Pal.	M <sup>2</sup> / Pal	Kg/ Pal
121x121 RETT	9 mm	PALLET CON SPONDE	143,2x124x56,1	2	2,92	58,24	18	52,56	1100

**LA COLLEZIONE DISPONE DI ALTRI FORMATI**  
AVAILABLE ALSO IN MORE FORMATS  
LA COLLECTION COMPLÈTE DISPOSE DE PLUSIEURS FORMATS  
DIE KOLLEKTION UMFASST WEITERE FORMATE




**GRES PORCELLANATO COLORATO IN MASSA**  
 PORCELAIN STONEWARE COLOURED IN BODY  
 GRÉS CÉRAMÉ COLORÉ DANS LA MASSE  
 DURCHGEFÄRBTES FEINSTEINZEUG

<b>EKXTREME</b>	<b>LAPPATO CAMPO PIENO</b>	<b>NATURALE RETTIFICATO</b>	<b>SILK</b>	<b>SPESSORE</b>
	SEMI POLISHED SEMI-POLI BRILLANT GELÄPPT	NATURAL RECTIFIED NATUREL RECTIFIÉ NATUR REKTIFIZIERT		THICKNESS ÉPAISSEUR STAERKE
<b>324x163</b> . 127"x64"	-	-	169,75	12 mm
<b>121x121</b> . 48"x48"	-	58,64	-	9 mm

I FORMATI 120x270, 121x270, 160x320 E 163x324, E I PRODOTTI CON "EFFETTO MARMO" HANNO IMPASTI COLORATI IN MASSA BIANCHI O NERI. PER TUTTI GLI ALTRI EFFETTI "CEMENTI, METALLI, PIETRE E LEGNI" E FORMATI, L'IMPASTO UTILIZZATO È COLORATO IN MASSA MACINATO A SECCO.  
 THE SIZES 120x270, 160x320 AND 163x324, IN "MARBLE EFFECT" ARE MANUFACTURED USING A COLOURED WHITE OR BLACK BODY. FOR ALL THE OTHER "CEMENT, METALS, STONES AND WOODS LOOK" AND SIZES, THE BODY USED IS COLOURED IN DRY PRESSED MASS.

**SUPERFICIE** . SURFACE FINISH . SURFACE . OBERFLÄCHE



**SPESSORE** . THICKNESS . ÉPAISSEUR . STAERKE



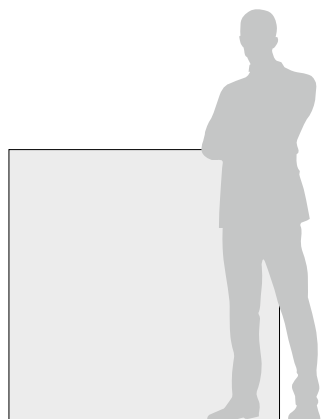
<b>EK</b> ENERGIE KER	<b>NATURALE</b> NATURAL NATUREL NATUR	<b>NATURALE RETTIFICATO</b> NATURAL RECTIFIED NATUREL RECTIFIÉ NATUR OBERFLÄCHE KALIBRIERT	<b>SPESSORE</b> THICKNESS ÉPAISSEUR STAERKE
<b>61x121</b> . 24"x48"	-	41,67	9 mm
<b>90x90</b> . 36"x36"	-	44,75	9 mm
<b>30,4x61</b> . 12"x24"	-	27,16	9 mm
<b>61,5x61,5</b> . 24"x24"	26,23	-	9 mm
<b>30,8x61,5</b> . 12"x24"	24,07	-	9 mm
<b>45,5x45,5</b> . 18"x18"	21,60	-	9 mm
<b>30,8x30,8</b> . 12"x12"	18,52	-	8,2 mm

FINITURA SABBIAIO DISPONIBILE NEI FORMATI: 61,5X61,5



EKXTREME	LAPPATO CAMPO PIENO SEMI POLISHED SEMI-POLI BRILLANT GELÄPPT	NATURALE RETTIFICATO NATURAL RECTIFIED NATUREL RECTIFIÉ NATUR REKTIFIZIERT	SILK	SPESSORE THICKNESS ÉPAISSEUR STAERKE
121x121 . 48"x48"	-	58,64	-	9 mm

I FORMATI 120x270, 121x270, 160x320 E 163x324, E I PRODOTTI CON "EFFETTO MARMO" HANNO IMPASTI COLORATI IN MASSA BIANCHI O NERI. PER TUTTI GLI ALTRI EFFETTI "CEMENTI, METALLI, PIETRE E LEGNI" E FORMATI, L'IMPASTO UTILIZZATO È COLORATO IN MASSA MACINATO A SECCO. THE SIZES 120x270, 160x320 AND 163x324, IN "MARBLE EFFECT" ARE MANUFACTURED USING A COLOURED WHITE OR BLACK BODY. FOR ALL THE OTHER "CEMENT, METALS, STONES AND WOODS LOOK" AND SIZES, THE BODY USED IS COLOURED IN DRY PRESSED MASS.



121x121  
48"x48"




**SUPERFICIE . SURFACE FINISH . SURFACE . OBERFLÄCHE**



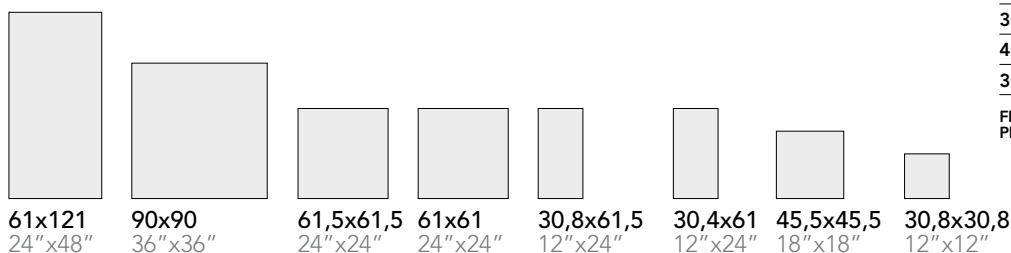
NATURALE  
NATURAL  
NATUREL  
NATUR

**SPESSORE . THICKNESS . ÉPAISSEUR . STAERKE**



FORMATO SIZE		Tipologia Imballaggio	Ingombro	Pz/ Box	M²/ Box	Kg/ Box	Box/ Pal.	M²/ Pal	Kg/ Pal
121x121 RETT	9 mm	PALLET CON SPONDE	143,2x124x56,1	2	2,92	58,24	18	52,56	1100

LA COLLEZIONE DISPONE DI ALTRI FORMATI  
 AVAILABLE ALSO IN MORE FORMATS  
 LA COLLECTION COMPLÈTE DISPOSE DE PLUSIEURS FORMATS  
 DIE KOLLEKTION UMFASST WEITERE FORMATE



	NATURALE NATURAL NATUREL NATUR	NATURALE RETTIFICATO NATURAL RECTIFIED NATUREL RECTIFIÉ NATUR OBERFLÄCHE KALIBRIERT	SPESSORE THICKNESS ÉPAISSEUR STAERKE
61x121 . 24"x48"	-	41,67	9 mm
90x90 . 36"x36"	-	44,75	9 mm
30,4x61 . 12"x24"	-	27,16	9 mm
61x61 . 24"x24"	-	29,32	9 mm
61,5x61,5 . 24"x24"	26,23	-	9 mm
30,8x61,5 . 12"x24"	24,07	-	9 mm
45,5x45,5 . 18"x18"	21,60	-	9 mm
30,8x30,8 . 12"x12"	18,52	-	8,2 mm

FINITURA SABBIAIO DISPONIBILE NEI FORMATI: 30,8x30,8, 30,8x61,5 - SOLO PER IL COLORE FUMO

BIANCO

FUMO