

COLLECTIONS
BOOK
2023

ENERGIE KER

INDICE ALFABETICO DELLE COLLEZIONI

INDEX . SOMMAIRE . ALFABETISCHER REIHENFOLGE DER KOLLECTIONEN

AGATA .. 34
AGATHÒS .. 70
AMAZZONITE .. 35
ANTICHI AMORI .. 108
ANTIQUA .. 100
ARABESCATO .. 36
AURA .. 71
BASALTINA .. 72
BERNINI .. 37
BRERA .. 10
CALACATTA .. 38
CALACATTA BORGHINI .. 39
CALACATTA CENERINO .. 40
CALACATTA GOLD .. 41
CALACATTA MINT .. 42
CALACATTA OCEANIC .. 43
CAMPIGIANE .. 109
CARDOSIA .. 73
CARRARA GIOIA .. 44
CASHMERE .. 45
CEMENTINE .. 11
CEPPO DI GRÈ .. 74
CERABETON .. 12
CHEROKEE .. 101
CITY PLASTER .. 13
CONCEPT .. 14
DOLOMITE .. 46
DOUSSIE .. 102
ETERNAL BLUE .. 47
FITCH .. 75
FLATIRON .. 15
H24 .. 16
HARDSTONE .. 76
INVISIBLE GREY .. 48
LASA .. 49
LOFT .. 17
LOOP .. 77
MAGNETIC .. 18
MAIOLICHE .. 111
MARQUIÑA .. 50
MASSIVE .. 19
MEDLEY .. 78
MONTECCHIO .. 110
MOOD .. 20
MOONSTONE .. 79
NATURE .. 103
NAVONA .. 51
ONYX .. 52
OXIDATIO .. 21
PADOUK .. 104
PARKER .. 22
PATAGONIA .. 53
PENNSLATE .. 80
PERSIA .. 54
PIASENTINA .. 81
PIERRE BLACK .. 55
PIETRAGREY .. 56

PIETRA DI VALS .. 82
PORFIDO .. 83
QUARZI .. 84
ROBUR .. 105
RUSHMORE .. 85
SAHARA NOIR .. 57
SELECT .. 23
SHABBY CHIC .. 106
SIERRA .. 86
SPARK .. 87
STATUARIO SKY .. 58
STATUARIO SUPERIORE .. 59
STONE CEMENT .. 24
SUNSTONE .. 88
SUPERWHITE .. 60
THUNDER .. 61
TOP STONE .. 89
UNICOLORS .. 25
UNIKA .. 90
URANO .. 91
UTAH .. 92
VALMALENCO .. 93
VERDE ALPI .. 62
WALLART .. 26
WOODBREAK .. 107

TH2.0 OUTDOOR SOLUTIONS

AGATHÒS .. 123
ANTIQUA .. 130
AURA .. 124
BASALTINA .. 124
BRERA .. 120
CALACATTA .. 122
CEPPO DI GRÈ .. 125
FLATIRON .. 120
HARDSTONE .. 125
LOFT .. 121
LOOP .. 126
MAGNETIC .. 121
MOONSTONE .. 126
NATURE .. 131
NAVONA .. 123
PADOUK .. 131
PARKER .. 122
PENNSLATE .. 127
PIETRA DI VALS .. 127
ROBUR .. 132
RUSHMORE .. 128
SPARK .. 128
SUNSTONE .. 129
UNIKA .. 129
URANO .. 130
WOODBREAK .. 132

COLLECTIONS BOOK 2023

ENERGIE KER



INDEX

THE **CONTEMPORARY** STYLE

INDICE PER FORMATO .. 6

SIZE INDEX
INDEX PAR FORMAT
INDEX NACH FORMAT
.....

INDICE PER COLORE .. 8

COLOUR INDEX
INDEX PAR COULEUR
INDEX NACH FARBE
.....

BRERA .. 10
CEMENTINE .. 11
CERABETON .. 12
CITY PLASTER .. 13
CONCEPT .. 14
FLATIRON .. 15
H24 .. 16
LOFT .. 17
MAGNETIC .. 18
MASSIVE .. 19
MOOD .. 20
OXIDATIO .. 21
PARKER .. 22
SELECT .. 23
STONE CEMENT .. 24
.....

SUPERFICI TECNICHE
PROJECT
SURFACES TECHNIQUES
TECHNISCHE OBERFLÄCHEN

UNICOLORS .. 25

THE **MARBLE** STYLE

INDICE PER FORMATO .. 30

SIZE INDEX
INDEX PAR FORMAT
INDEX NACH FORMAT
.....

INDICE PER COLORE .. 32

COLOUR INDEX
INDEX PAR COULEUR
INDEX NACH FARBE
.....

AGATA .. 34
AMAZZONITE .. 35
ARABESCATO .. 36
BERNINI .. 37
CALACATTA .. 38
CALACATTA BORGHINI .. 39
CALACATTA CENERINO .. 40
CALACATTA GOLD .. 41
CALACATTA MINT .. 42
CALACATTA OCEANIC .. 43
CARRARA GIOIA .. 44
CASHMERE .. 45
DOLOMITE .. 46
ETERNAL BLUE .. 47
INVISIBLE GREY .. 48
LASA .. 49
MARQUIÑA .. 50
NAVONA .. 51
ONYX .. 52
PATAGONIA .. 53
PERSIA .. 54
PIERRE BLACK .. 55
PIETRAGREY .. 56
SAHARA NOIR .. 57
STATUARIO SKY .. 58
STATUARIO SUPERIORE .. 59
SUPERWHITE .. 60
THUNDER .. 61
VERDE ALPI .. 62

THE **STONE** STYLE

INDICE PER FORMATO .. 66

SIZE INDEX
INDEX PAR FORMAT
INDEX NACH FORMAT
.....

INDICE PER COLORE .. 68

COLOUR INDEX
INDEX PAR COULEUR
INDEX NACH FARBE
.....

AGATHÒS .. 70
AURA .. 71
BASALTINA .. 72
CARDOSIA .. 73
CEPPO DI GRÈ .. 74
FITCH .. 75
HARDSTONE .. 76
LOOP .. 77
MEDLEY .. 78
MOONSTONE .. 79
PENNSLATE .. 80
PIASENTINA .. 81
PIETRA DI VALS .. 82
PORFIDO .. 83
QUARZI .. 84
RUSHMORE .. 85
SIERRA .. 86
SPARK .. 87
SUNSTONE .. 88
TOP STONE .. 89
UNIKA .. 90
URANO .. 91
UTAH .. 92
VALMALENCO .. 93

THE **WARM** STYLE

INDICE PER FORMATO .. 96

SIZE INDEX
INDEX PAR FORMAT
INDEX NACH FORMAT
.....

INDICE PER COLORE .. 98

COLOUR INDEX
INDEX PAR COULEUR
INDEX NACH FARBE
.....

ANTIQUA .. 100
CHEROKEE .. 101
DOUSSIE .. 102
NATURE .. 103
PADOUK .. 104
ROBUR .. 105
SHABBY CHIC .. 106
WOODBREAK .. 107
ANTICHI AMORI .. 108
CAMPIGIANE .. 109
MONTECCHIO .. 110
MAIOLICHE .. 111

TH2.0 OUTDOOR SOLUTIONS

INDICE PER FORMATO .. 116

SIZE INDEX
INDEX PAR FORMAT
INDEX NACH FORMAT
.....

INDICE PER COLORE .. 118

COLOUR INDEX
INDEX PAR COULEUR
INDEX NACH FARBE
.....

THE **CONTEMPORARY** STYLE

BRERA .. 120
FLATIRON .. 120
LOFT .. 121
MAGNETIC .. 121
PARKER .. 122
.....

THE **MARBLE** STYLE

CALACATTA .. 122
NAVONA .. 123
.....

THE **STONE** STYLE

AGATHÒS .. 123
AURA .. 124
BASALTINA .. 124
CEPPO DI GRÈ .. 125
HARDSONE .. 125
LOOP .. 126
MOONSTONE .. 126
PENNSLATE .. 127
PIETRA DI VALS .. 127
RUSHMORE .. 128
SPARK .. 128
SUNSTONE .. 129
UNIKA .. 129
URANO .. 130
.....

THE **WARM** STYLE

ANTIQUA .. 130
NATURE .. 131
PADOUK .. 131
ROBUR .. 132
WOODBREAK .. 132

WALLART

DECORARE LO SPAZIO .. 26

DECORATE THE SPACE.
DÉCORER L'ESPACE.
DEKORIERE DEN RAUM.
.....

EKTREME TOP SOLUTION .. 112

163X324 - 12 MM
SOLUZIONI D'ARREDO
DESIGN SOLUTIONS.
SOLUTIONS D'AMEUBLEMENT.
EINRICHTUNGSERGÄNZUNGEN.
.....

TH2.0 I PEZZI SPECIALI. . 134

SPECIAL PIECES.
PIÈCES SPÉCIALES.
FORMTEILE.
.....

ARREDI PER IL BAGNO .. 142

BATHROOM FURNITURES.
MOBILIER POUR LA SALLE DE BAIN.
BADEZIMMERMÖBEL.
.....

INFORMAZIONI TECNICHE .. 145

TECHNICAL INFORMATION.
INFORMATIONS TECHNIQUES.
TECHNISCHE INFORMATIONEN.

THE
CONTEMPORARY
STYLE

INDICE PER FORMATO

SIZE INDEX

INDEX PAR FORMAT

INDEX NACH FORMAT



163x324
64"x127"

BRERA 112
SELECT 112



160x320
63"x126"

OXIDATIO 21



120x270
48"x106"

BRERA 10
CITY PLASTER 13
CONCEPT 14
FLATIRON 15
LOFT 17
MAGNETIC 18
MOOD 20
OXIDATIO 21
PARKER 22
STONE CEMENT 24



120x120
48"x48"

BRERA 10
CITY PLASTER 13
CONCEPT 14
FLATIRON 15
LOFT 17
MAGNETIC 18
MASSIVE 19
MOOD 20
OXIDATIO 21
PARKER 22
SELECT 23



60x120
24"x48"

BRERA 10
CITY PLASTER 13
CONCEPT 14
FLATIRON 15
FLOWERIN 26
GLAM 26
H24 16
HERBARIUM 27
JAMIE 27
KAMOU 26
LILY 27
LOFT 17
MAGNETIC 18
MAJORELLE 27
MASSIVE 19
MOOD 20
OXIDATIO 21
PANAMA 26
PARKER 22
SELECT 23
STONE CEMENT 24



80x80
32"x32"

BRERA 10
CONCEPT 14
FLATIRON 15
H24 16
LOFT 17
MAGNETIC 18
MASSIVE 19
PARKER 22
SELECT 23



60x60
24"x24"

BRERA 10
CERABETON 12
CITY PLASTER 13
CONCEPT 14
FLATIRON 15
H24 16
LOFT 17
MAGNETIC 18
MASSIVE 19
MOOD 20
OXIDATIO 21
PARKER 22
SELECT 23
STONE CEMENT 24

.....
61,5x61,5
24"x24"

CEMENTINE 11
FLATIRON 15
H24 16
LOFT 17
SELECT 23

THE CONTEMPORARY STYLE



30x60
12"x24"

BRERA 10
CERABETON 12
CITY PLASTER 13
CONCEPT 14
FLATIRON 15
H24 16
LOFT 17
MAGNETIC 18
MASSIVE 19
OXIDATIO 21
PARKER 22
SELECT 23
STONE CEMENT 24



20x50
8"x20"

CEMENTINE 11
H24 16
SELECT 23



20x20
8"x8"

UNICOLORS 25

TH2.0



120x120
48"x48"

BRERA 10
LOFT 17
MAGNETIC 18
PARKER 22

TH2.0



60x120
24"x48"

BRERA 10
FLATIRON 15
LOFT 17
MAGNETIC 18
PARKER 22

TH2.0



80x80
32"x32"

BRERA 10
FLATIRON 15
LOFT 17
MAGNETIC 18
PARKER 22

TH2.0



60x60
24"x24"

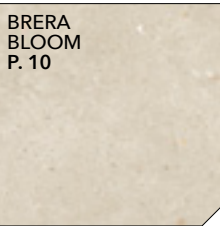

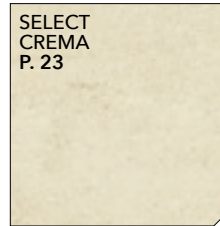
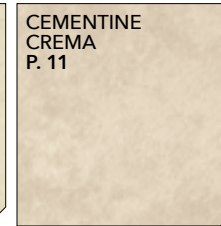
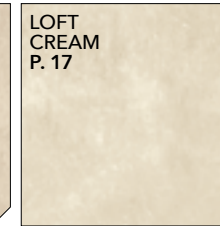

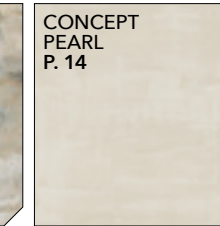









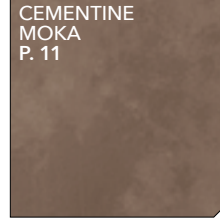


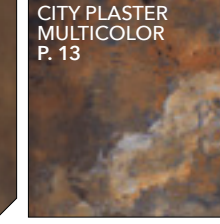

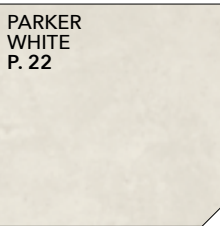


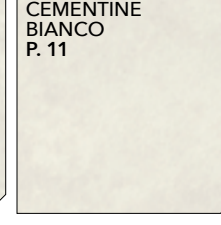
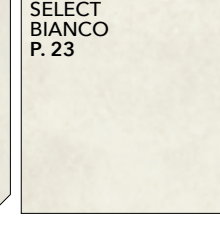
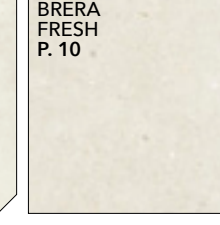
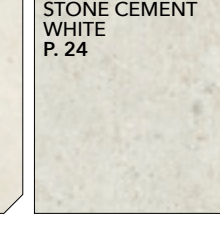
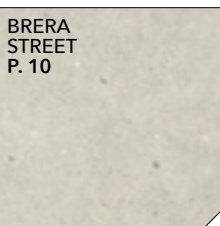
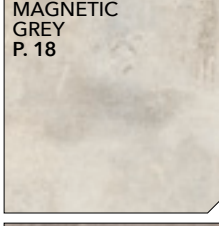













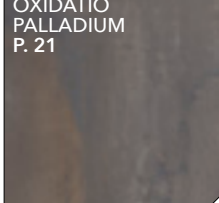
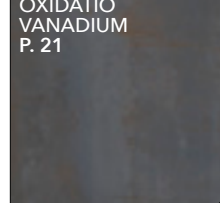



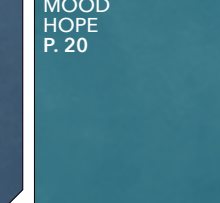
BRERA 10
FLATIRON 15
LOFT 17
MAGNETIC 18
PARKER 22

30,8x61,5
12"x24"

BRERA 10
CEMENTINE 11
FLATIRON 15
H24 16
LOFT 17
SELECT 23

INDICE PER COLORE

COLOUR INDEX
INDEX PAR COULEUR
INDEX NACH FARBE

| | | | | | | |
|--|---|--|---|--|---|---|
|  <p>BRERA BLOOM P. 10</p> |  <p>MASSIVE SNOW P. 19</p> |  <p>SELECT CREMA P. 23</p> |  <p>CEMENTINE CREMA P. 11</p> |  <p>LOFT CREAM P. 17</p> |  <p>CITY PLASTER GREY P. 13</p> |  <p>CONCEPT PEARL P. 14</p> |
|  <p>MASSIVE ASHEN P. 19</p> |  <p>MASSIVE CLOUD P. 19</p> |  <p>MASSIVE DAVY P. 19</p> |  <p>STONE CEMENT ANTHRACITE P. 24</p> |  <p>SELECT FUMO P. 23</p> |  <p>SELECT CENERE P. 23</p> |  <p>CEMENTINE BEIGE P. 11</p> |
|  <p>FLATIRON SILVER P. 15</p> |  <p>H24 MOKA P. 16</p> |  <p>CEMENTINE MOKA P. 11</p> |  <p>MAGNETIC BRONZE P. 18</p> |  <p>OXIDATIO TELLURIUM P. 21</p> |  <p>CITY PLASTER MULTICOLOR P. 13</p> |  <p>FLATIRON RUST P. 15</p> |
|  <p>PARKER WHITE P. 22</p> |  <p>LOFT WHITE P. 17</p> |  <p>H24 WHITE P. 16</p> |  <p>CEMENTINE BIANCO P. 11</p> |  <p>SELECT BIANCO P. 23</p> |  <p>BRERA FRESH P. 10</p> |  <p>STONE CEMENT WHITE P. 24</p> |
|  <p>BRERA STREET P. 10</p> |  <p>MAGNETIC GREY P. 18</p> |  <p>PARKER SILVER P. 22</p> |  <p>PARKER GREY P. 22</p> |  <p>H24 GREY P. 16</p> |  <p>PARKER SMOKE P. 22</p> |  <p>LOFT ASH P. 17</p> |
|  <p>BRERA FRAME P. 10</p> |  <p>MAGNETIC DARK GREY P. 18</p> |  <p>MASSIVE DIMGRAY P. 19</p> |  <p>CEMENTINE GRIGIO P. 11</p> |  <p>SELECT PIOMBO P. 23</p> |  <p>PARKER ANTHRACITE P. 22</p> |  <p>BRERA BOARD P. 10</p> |
|  <p>CEMENTINE ANTRACITE P. 11</p> |  <p>OXIDATIO PALLADIUM P. 21</p> |  <p>OXIDATIO VANADIUM P. 21</p> |  <p>MAGNETIC BLUE P. 18</p> |  <p>FLATIRON BLUE P. 15</p> |  <p>MOOD VIVO P. 20</p> |  <p>MOOD HOPE P. 20</p> |

THE CONTEMPORARY STYLE

CONTEMPORARY

| | | | | | |
|--|---|---|---|--|---|
| <p>MASSIVE DEEPICE P. 19</p>  | <p>CERABETON TAUPE P. 12</p>  | <p>CERABETON GRIS P. 12</p>  | <p>CONCEPT GREIGE P. 14</p>  | <p>STONE CEMENT GREY P. 24</p>  | <p>CITY PLASTER BEIGE P. 13</p>  |
| <p>LOFT TAUPE P. 17</p>  | <p>MOOD RITUAL P. 20</p>  | <p>MAJORELLE P. 27</p>  | <p>KAMOU P. 26</p>  | <p>PANAMA P. 26</p>  | <p>LILY P. 27</p>  |
| <p>MOOD VERVE P. 20</p>  | <p>MOOD GENTLE P. 20</p>  | <p>JAMIE P. 27</p>  | <p>GLAM P. 26</p>  | <p>HERBARIUM P. 27</p>  | <p>FLOWERIN P. 26</p>  |
| <p>CITY PLASTER WHITE P. 13</p>  | <p>SELECT NEBBIA P. 23</p>  | <p>FLATIRON WHITE P. 15</p>  | <p>MOOD PURE P. 20</p>  | <p>OXIDATIO LITHIUM P. 21</p>  | <p>OXIDATIO TITANIUM P. 21</p>  |
| <p>CEMENTINE NEBBIA P. 11</p>  | <p>CERABETON FUMÉ P. 12</p>  | <p>CERABETON CENDRE P. 12</p>  | <p>BRERA GLOW P. 10</p>  | <p>MOOD BALANCE P. 20</p>  | <p>MOOD MIND P. 20</p>  |
| <p>H24 BLACK P. 16</p>  | <p>LOFT GREY P. 17</p>  | <p>CERABETON ANTHRACITE P. 12</p>  | <p>FLATIRON BLACK P. 15</p>  | <p>MAGNETIC BLACK P. 18</p>  | <p>CONCEPT ANTHRACITE P. 14</p>  |
| <p>MAGNETIC EMERALD P. 18</p>  | <p>FLATIRON JEKO P. 15</p>  | <p>MOOD RISE P. 20</p>  | <p>MOOD SAFE P. 20</p>  | | |

BRERA



GRES PORCELLANATO COLORATO IN MASSA
 PORCELAIN STONEWARE COLOURED IN BODY
 GRÈS CÉRAME COLORÉ DANS LA MASSE
 DURCHFÄRBTES FEINSTEINZEUG



EKXTREME - EKCOLLECTIONS

| | | | | | | | | | | | |
|---|--|--|--|--|--|--|--|--|---|---|--|
| | | | | | | | | | | | |
| EKXTREME 120x270 48"x106" | EKXTREME 120x120 48"x48" | | 60x120 24"x48" | | 80x80 32"x32" | | 60x60 24"x24" | | 30,8x61,5 12"x24" | | 30x60 12"x24" |
| 6 mm | 9 mm | | 9 mm | | 9 mm | | 9 mm | | 9 mm | | 9 mm |
| R10 | | R10 | R11 | | R10 | R10 | R10 | R11 | R10 | R11 | R10 |
| RETT | LCP | RETT | SABB | LCP | RETT | RETT | RETT | SABB | NAT | SABB | RETT |
| FRESH BLOOM STREET | FRESH BLOOM STREET GLOW FRAME BOARD | FRESH BLOOM STREET GLOW FRAME BOARD | FRESH BLOOM STREET GLOW FRAME BOARD | FRESH BLOOM STREET GLOW FRAME BOARD | FRESH BLOOM STREET GLOW FRAME BOARD | FRESH BLOOM STREET GLOW FRAME BOARD | FRESH BLOOM STREET GLOW FRAME BOARD | FRESH BLOOM STREET GLOW FRAME BOARD | BLOOM STREET GLOW FRAME BOARD | BLOOM STREET GLOW FRAME BOARD | FRESH BLOOM STREET GLOW FRAME BOARD |
| 159 | 160 | 153 | 154 | 153 | 144 | 146 | 139 | 140 | 131 | 135 | 137 |
| PRICE CODE / M ² | | | | | | | | | | | |

TH2.0 - OUTDOOR

| | | | |
|--|--|--|--|
| | | | |
| 120x120 48"x48" | 60x120 24"x48" | 80x80 32"x32" | 60x60 24"x24" |
| TH2.0 20 mm | TH2.0 20 mm | TH2.0 20 mm | TH2.0 20 mm |
| R11 | R11 | R11 | R11 |
| RETT | RETT | RETT | RETT |
| FRESH BLOOM STREET GLOW FRAME BOARD | FRESH BLOOM STREET GLOW FRAME BOARD | FRESH BLOOM STREET GLOW FRAME BOARD | FRESH BLOOM STREET GLOW FRAME BOARD |
| 165 | 155 | 156 | 151 |
| PRICE CODE / M ² | | | |

MOSAICI - BATTISCOPIA

| | | | | |
|--|--|--|--|--|
| | | | | |
| MOSAICO 36 PZ 30x30 12"x12" | MOSAICO ESAGONI 26x30 10"x12" | BATTISCOPIA 6,5x120 2 ⁹ / ₁₆ x48" | BATTISCOPIA 7,5x80 3"x32" | BATTISCOPIA 7,5x60 3"x24" |
| 7 | 7 | 10 | 10 | 12 |
| NAT | NAT | RETT | RETT | RETT |
| FRESH BLOOM STREET GLOW FRAME BOARD | FRESH BLOOM STREET GLOW FRAME BOARD | FRESH BLOOM STREET GLOW FRAME BOARD | FRESH BLOOM STREET GLOW FRAME BOARD | FRESH BLOOM STREET GLOW FRAME BOARD |
| 110 | 122 | 120 | 109 | 106 |
| PRICE CODE / PC | | | | |

EKXTREME TOP SOLUTION PAG. 112


TH2.0 - PEZZI SPECIALI PAG. 134

TH2.0 - SPECIAL PIECES. - PIÈCES SPÉCIALES. - FORMTEILE.

CEMENTINE



GRES PORCELLANATO COLORATO IN MASSA
 PORCELAIN STONEWARE COLOURED IN BODY
 GRÉS CÉRAMÉ COLORÉ DANS LA MASSE
 DURCHGEFÄRBTES FEINSTEINZEUG



EKCOLLECTIONS

CONTEMPORARY

| | | | |
|---|-----------------------------|------------------------|--|
| | | | |
| 61,5x61,5 24"x24" | 30,8x61,5 12"x24" | 20x50 8"x20" | DECORO QUADRI MIX 20x50 8"x20" |
| 9 mm | 9 mm | 8 mm | 8 mm |
| R9 | R11 | R9 | BICOTTURA |
| NAT | SABB | NAT | OPACO |
| BIANCO NEBBIA GRIGIO ANTRACITE CREMA BEIGE MOKA | NEBBIA CREMA BEIGE | ANTRACITE MOKA | UPEC BIANCO NEBBIA GRIGIO CREMA BEIGE |
| 136 | 138 | 131 | 125 |
| 130 | | | |
| PRICE CODE / M ² | | | |

BATTISCOPIA



| |
|---|
| BATTISCOPIA 7,5x61,5 3"x24" |
| |
| NAT |
| BIANCO NEBBIA GRIGIO ANTRACITE CREMA BEIGE MOKA |
| 105 |
| PRICE CODE / PC |



CERABETON







GRES PORCELLANATO COLORATO IN MASSA
 PORCELAIN STONEWARE COLOURED IN BODY
 GRÉS CÉRAME COLORÉ DANS LA MASSE
 DURCHGEFÄRBTES FEINSTEINZEUG



EKCOLLECTIONS

| | |
|---|---|
|  |  |
| 60x60 24"x24" | 30x60 12"x24" |
| 9 mm | 9 mm |
| R9 | R9 |
| RETT | RETT |
| CENDRE FUMÉ ANTHRACITE GRIS TAUPE | CENDRE FUMÉ ANTHRACITE GRIS TAUPE |
| 139 | 137 |
| PRICE CODE / M ² | |

MOSAICI - BATTISCOPIA

| | |
|---|---|
|  |  |
| MOSAICO 81 PZ 30x30 12"x12" | BATTISCOPIA 7,5x60 3"x24" |
|  |  |
| NAT | RETT |
| CENDRE FUMÉ ANTHRACITE GRIS TAUPE | CENDRE FUMÉ ANTHRACITE GRIS TAUPE |
| 114 | 106 |
| PRICE CODE / PC | |

CITY PLASTER



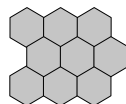
GRES PORCELLANATO COLORATO IN MASSA
 PORCELAIN STONEWARE COLOURED IN BODY
 GRÈS CÉRAMÉ COLORÉ DANS LA MASSE
 DURCHFÄRBARTES FEINSTEINZEUG



EKXTREME - EKCOLLECTIONS

| | | | | | | |
|---|---|--|--------------------------------------|--|--------------------------------------|--------------------------------------|
| | | | | | | |
| EKXTREME 120x270 48"x106" | DECORO GRAFFITI EKXTREME 120x270 48"x106" | EKXTREME 120x120 48"x48" | 60x120 24"x48" | DECORO GRAFFITI 60x120 24"x48" | 60x60 24"x24" | 30x60 12"x24" |
| 6 mm | | 9 mm | 9 mm | | 9 mm | 9 mm |
| | R10 | R10 | | R10 | R10 | R10 |
| LCP | RETT | RETT | RETT | LCP | RETT | RETT |
| WHITE GREY BEIGE MULTICOLOR | WHITE GREY BEIGE MULTICOLOR | WHITE GREY BEIGE MULTICOLOR | WHITE GREY BEIGE MULTICOLOR | WHITE GREY BEIGE MULTICOLOR | WHITE GREY BEIGE MULTICOLOR | WHITE GREY BEIGE MULTICOLOR |
| 166 | 159 | 164 | 153 | 153 | 144 | 160 |
| PRICE CODE / M² | | | | | | |

MOSAICI - BATTISCOPIA



| | | | |
|---|---|---|---|
| MOSAICO 36 PZ 30x30 12"x12" | MOSAICO ESAGONI 26x30 10"x12" | BATTISCOPIA 6,5x120 2" ⁷ / ₁₆ "x48" | BATTISCOPIA 7,5x60 3"x24" |
| | | | |
| NAT | NAT | LCP | RETT |
| WHITE GREY BEIGE MULTICOLOR | WHITE GREY BEIGE MULTICOLOR | WHITE GREY BEIGE MULTICOLOR | WHITE GREY BEIGE MULTICOLOR |
| 110 | 122 | 127 | 120 |
| PRICE CODE / PC | | | |

CONTEMPORARY

CONCEPT



GRES PORCELLANATO COLORATO IN MASSA
 PORCELAIN STONEWARE COLOURED IN BODY
 GRÉS CÉRAME COLORÉ DANS LA MASSE
 DURCHGEFÄRBTES FEINSTEINZEUG



EKXTREME - EKCOLLECTIONS

| | | | | | |
|---|--|-------------------------------|-------------------------------|-------------------------------|-------------------------------|
| | | | | | |
| EKXTREME 120x270 48"x106" | EKXTREME 120x120 48"x48" | 60x120 24"x48" | 80x80 32"x32" | 60x60 24"x24" | 30x60 12"x24" |
| 6 mm | 9 mm | 9 mm | 9 mm | | 9 mm |
| R9 | R9 | R9 | R9 | R11 | R9 |
| RETT | RETT | RETT | RETT | SABB | RETT |
| PEARL GREIGE ANTHRACITE | PEARL GREIGE ANTHRACITE | PEARL GREIGE ANTHRACITE | PEARL GREIGE ANTHRACITE | PEARL GREIGE ANTHRACITE | PEARL GREIGE ANTHRACITE |
| 159 | 153 | 144 | 146 | 147 | 139 |
| PRICE CODE / M ² | | | | | |

MOSAICI - BATTISCOPIA



| | | | |
|---|--|---|---|
| MOSAICO 36 PZ 30x30 12"x12" | BATTISCOPIA 6,5x120 2' ¹⁰ /16x48" | BATTISCOPIA 7,5x80 3"x32" | BATTISCOPIA 7,5x60 3"x24" |
| | | | |
| NAT | RETT | RETT | RETT |
| PEARL GREIGE ANTHRACITE | PEARL GREIGE ANTHRACITE | PEARL GREIGE ANTHRACITE | PEARL GREIGE ANTHRACITE |
| 110 | 120 | 109 | 106 |
| PRICE CODE / PC | | | |

FLATIRON



GRES PORCELLANATO COLORATO IN MASSA
 PORCELAIN STONEWARE COLOURED IN BODY
 GRES CERAME COLORE DANS LA MASSE
 DURCHFÄRBTES FEINSTEINZEUG



EKXTREME - EKCOLLECTIONS

| | | | | | | | | |
|---|--|--|--|--|--|-------------------------|--|--|
| | | | | | | | | |
| EKXTREME 120x270 48"x106" | EKXTREME 120x120 48"x48" | 60x120 24"x48" | DECORO FLATIRON 60x120 24"x48" | 80x80 32"x32" | 61,5x61,5 24"x24" | 60x60 24"x24" | 30,8x61,5 12"x24" | 30x60 12"x24" |
| 6 mm | 9 mm | 9 mm | 9 mm | 9 mm | 9 mm | 9 mm | 9 mm | 9 mm |
| R9 | R9 | R9 | R9 | R9 | R9 | R11 | R9 | R9 |
| RETT | RETT | RETT | RETT | RETT | NAT | SABB | RETT | NAT |
| WHITE SILVER BLACK JEKO | WHITE SILVER BLACK JEKO | WHITE SILVER BLACK RUST JEKO BLUE | WHITE SILVER BLACK RUST JEKO BLUE | WHITE SILVER BLACK RUST JEKO BLUE | WHITE SILVER BLACK RUST BLUE | WHITE SILVER | WHITE SILVER BLACK RUST JEKO BLUE | WHITE SILVER BLACK RUST BLUE |
| 159 | 153 | 144 | 160 | 146 | 136 | 138 | 139 | 131 |
| PRICE CODE / M ² | | | | | | | | |

TH2.0 - OUTDOOR

| | | |
|-----------------------------|-------------------------|----------------------------|
| | | |
| 60x120 24"x48" | 80x80 32"x32" | 60x60 24"x24" |
| TH2.0 20 mm | TH2.0 20 mm | TH2.0 20 mm |
| R11 | R11 | R11 |
| RETT | RETT | RETT |
| WHITE BLACK RUST | WHITE BLACK RUST | RUST WHITE BLACK |
| 155 | 156 | 151 |
| PRICE CODE / M ² | | |

MOSAICI - BATTISCOPA

| | | | | | |
|--|---|--|--|--|--|
| | | | | | |
| MOSAICO 36 PZ 30x30 12"x12" | MOSAICO ASIMMETRICO 18 PZ 30x30 12"x12" | BATTISCOPA 6,5x120 2" ⁹ /16x48" | BATTISCOPA 7,5x80 3"x32" | BATTISCOPA 7,5x61,5 3"x24" | BATTISCOPA 7,5x60 3"x24" |
| 7 | 9 | 10 | 10 | 12 | 12 |
| NAT | NAT | RETT | RETT | NAT | RETT |
| WHITE SILVER BLACK RUST JEKO BLUE | WHITE SILVER BLACK RUST JEKO BLUE | WHITE SILVER BLACK RUST JEKO BLUE | WHITE SILVER BLACK RUST JEKO BLUE | WHITE SILVER BLACK RUST BLUE | WHITE SILVER BLACK RUST JEKO BLUE |
| 110 | 113 | 120 | 109 | 105 | 106 |
| PRICE CODE / PC | | | | | |

TH2.0 - PEZZI SPECIALI PAG. 134


TH2.0 - SPECIAL PIECES. - PIÈCES SPÉCIALES. - FORMTEILE.

CONTEMPORARY

H24



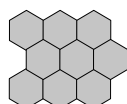
GRES PORCELLANATO COLORATO IN MASSA
 PORCELAIN STONEWARE COLOURED IN BODY
 GRÉS CÉRAME COLORÉ DANS LA MASSE
 DURCHGEFÄRBTES FEINSTEINZEUG



EKCOLLECTIONS

| | | | | | | | | | | | |
|--------------------------------|--------------------------------|-----------------------------|---------------|-------------------------|-----------------------------|-------------------------|------------------------|--------------------------------------|--------------------------------|---------------|---------------|
| | | | | | | | | | | | |
| 60x120 24"x48" | 80x80 32"x32" | 61,5x61,5 24"x24" | | 60x60 24"x24" | 30,8x61,5 12"x24" | 30x60 12"x24" | 20x50 8"x20" | DECORO H24 20x50 8"x20" | | | |
| 9 mm | 9 mm | 9 mm | | 9 mm | 9 mm | 9 mm | 8 mm | 8 mm | | | |
| R9 | R9 | R9 | R11 | R9 | R9 | R9 | BICOTTURA | BICOTTURA | | | |
| RETT | RETT | NAT | | SABB | RETT | NAT | RETT | SEMILUCIDO | | | |
| WHITE GREY BLACK MOKA | WHITE GREY BLACK MOKA | BLACK MOKA | WHITE GREY | WHITE GREY | BLACK MOKA | WHITE GREY | BLACK MOKA | WHITE GREY | WHITE GREY BLACK MOKA | WHITE GREY | WHITE GREY |
| 144 | 146 | 136 | | 138 | 139 | | 131 | 137 | 125 | 130 | |
| PRICE CODE / M ² | | | | | | | | | | | |

MOSAICI - BATTISCOPIA



| | | | | |
|--|--|--|--|--|
| MOSAICO 36 PZ 30x30 12"x12" | MOSAICO ESAGONI 26x30 10"x12" | BATTISCOPIA 7,5x80 3"x32" | BATTISCOPIA 7,5x61,5 3"x24" | BATTISCOPIA 7,5x60 3"x24" |
| | | | | |
| NAT | NAT | RETT | NAT | RETT |
| WHITE GREY BLACK MOKA | WHITE GREY BLACK MOKA | WHITE GREY BLACK MOKA | WHITE GREY BLACK MOKA | WHITE GREY BLACK MOKA |
| 110 | 122 | 109 | 105 | 106 |
| PRICE CODE / PC | | | | |

LOFT



GRES PORCELLANATO COLORATO IN MASSA
 PORCELAIN STONEWARE COLOURED IN BODY
 GRÉS CÉRAME COLORÉ DANS LA MASSE
 DURCHFÄRBTES FEINSTEINZEUG



EKXTREME - EKCOLLECTIONS

| | | | | | | | | | | | | |
|---|---|--|--|--|--|--|--|--|--|--|--|---|
| | | | | | | | | | | | | |
| EKXTREME 120x270 48"x106" | DECORO BELLE EPOQUE EKXTREME 120x270 48"x106" | EKXTREME 120x120 48"x48" | 60x120 24"x48" | | DECORO BELLE EPOQUE 60x120 24"x48" | 80x80 32"x32" | 61,5x61,5 24"x24" | 60x60 24"x24" | 30,8x61,5 12"x24" | 30x60 12"x24" | DECORO WAVES 30x60 12"x24" | DECORO GURU 30x60 12"x24" |
| 6 mm | 6 mm | 9 mm | 9 mm | 9 mm | 9 mm | 9 mm | 9 mm | 9 mm | 9 mm | 9 mm | 9 mm | 9 mm |
| R9 | R9 | R9 | R9 | R11 | R9 | R9 | R9 | R9 | R9 | R9 | R9 | R9 |
| RETT | RETT | RETT | RETT | SABB | RETT | RETT | NAT | RETT | NAT | RETT | RETT | RETT |
| CREAM TAUPE ASH | BELLE EPOQUE | WHITE CREAM TAUPE ASH GREY | WHITE CREAM TAUPE ASH GREY | WHITE CREAM TAUPE ASH GREY | BELLE EPOQUE | WHITE CREAM TAUPE ASH GREY | WHITE CREAM TAUPE ASH GREY | WHITE CREAM TAUPE ASH GREY | WHITE CREAM TAUPE ASH GREY | WHITE CREAM TAUPE ASH GREY | WHITE CREAM TAUPE ASH GREY | DECORO GURU DECORO GURU WHITE |
| 159 | 164 | 153 | 144 | 145 | 160 | 146 | 136 | 139 | 131 | 137 | 142 | 143 |
| PRICE CODE / M ² | | | | | | | | | | | | |

TH2.0 - OUTDOOR

| | | | |
|-----------------------------|-------------------------------|-------------------------------|-------------------------------|
| | | | |
| 120x120 48"x48" | 60x120 24"x48" | 80x80 32"x32" | 60x60 24"x24" |
| TH2.0 20 mm | TH2.0 20 mm | TH2.0 20 mm | TH2.0 20 mm |
| R11 | R11 | R11 | R11 |
| RETT | RETT | RETT | RETT |
| ASH GREY | CREAM TAUPE ASH GREY | CREAM TAUPE ASH GREY | CREAM TAUPE ASH GREY |
| 165 | 155 | 156 | 151 |
| PRICE CODE / M ² | | | |

MOSAICI - BATTISCOPIA

| | | | | |
|---|---|---|---|---|
| | | | | |
| MOSAICO 36 PZ 30x30 12"x12" | BATTISCOPIA 6,5x120 2" ⁹ /16x48" | BATTISCOPIA 7,5x80 3"x32" | BATTISCOPIA 7,5x61,5 3"x24" | BATTISCOPIA 7,5x60 3"x24" |
| | | | | |
| NAT | RETT | RETT | NAT | RETT |
| WHITE CREAM TAUPE ASH GREY | WHITE CREAM TAUPE ASH GREY | WHITE CREAM TAUPE ASH GREY | WHITE CREAM TAUPE ASH GREY | WHITE CREAM TAUPE ASH GREY |
| 110 | 120 | 109 | 105 | 106 |
| PRICE CODE / PC | | | | |

TH2.0 - PEZZI SPECIALI PAG. 134


TH2.0 - SPECIAL PIECES. - PIÈCES SPÉCIALES. - FORMTEILE.

CONTEMPORARY

MAGNETIC



GRES PORCELLANATO COLORATO IN MASSA
 PORCELAIN STONEWARE COLOURED IN BODY
 GRÉS CÉRAMÉ COLORÉ DANS LA MASSE
 DURCHFÄRBTES FEINSTEINZEUG



EKXTREME - EKCOLLECTIONS

| | | | | | | | | | |
|---|---|---|---|---|---|---|---|---|---|
| | | | | | | | | | |
| EKXTREME 120x270 48"x106" | EKXTREME 120x120 48"x48" | 60x120 24"x48" | 60x120 24"x48" | 60x120 24"x48" | 60x120 24"x48" | DECORO UNDERGROUND 60x120 24"x48" | 80x80 32"x32" | 60x60 24"x24" | 30x60 12"x24" |
| 6 mm | | 9 mm | | 9 mm | | 9 mm | 9 mm | 9 mm | 9 mm |
| | R10 | | R10 | | R10 | R10 | R10 | R10 | R10 |
| LCP | RETT | LCP | RETT | LCP | RETT | RETT | RETT | RETT | RETT |
| GREY DARK GREY BLACK BRONZE EMERALD BLUE | GREY DARK GREY BLACK BRONZE EMERALD BLUE | GREY DARK GREY BLACK BRONZE EMERALD BLUE | GREY DARK GREY BLACK BRONZE EMERALD BLUE | GREY DARK GREY BLACK BRONZE EMERALD BLUE | GREY DARK GREY BLACK BRONZE EMERALD BLUE | SOHO QUEENS GREENWICH HUDSON | GREY DARK GREY BLACK BRONZE EMERALD BLUE | GREY DARK GREY BLACK BRONZE EMERALD BLUE | GREY DARK GREY BLACK BRONZE EMERALD BLUE |
| 166 | 159 | 160 | 153 | 153 | 144 | 160 | 146 | 139 | 137 |
| PRICE CODE / M ² | | | | | | | | | |

TH2.0 - OUTDOOR

| | | | |
|--------------------------------------|--------------------------------------|--------------------------------------|--|
| | | | |
| 120x120 48"x48" | 60x120 24"x48" | 80x80 32"x32" | 60x60 24"x24" |
| TH2.0 20 mm | TH2.0 20 mm | TH2.0 20 mm | TH2.0 20 mm |
| R11 | R11 | R11 | R11 |
| RETT | RETT | RETT | RETT |
| GREY DARK GREY BLACK BRONZE | GREY DARK GREY BLACK BRONZE | GREY DARK GREY BLACK BRONZE | GREY DARK GREY BLACK BRONZE |
| 165 | 155 | 156 | 151 |
| PRICE CODE / M ² | | | |

MOSAICI - BATTISCOPA

| | | |
|---|---|---|
| | | |
| MOSAICO 36 PZ 30x30 12"x12" | BATTISCOPA 7,5x80 3"x32" | BATTISCOPA 7,5x60 3"x24" |
| 7 | 10 | 12 |
| NAT | RETT | RETT |
| GREY DARK GREY BLACK BRONZE EMERALD BLUE | GREY DARK GREY BLACK BRONZE EMERALD BLUE | GREY DARK GREY BLACK BRONZE EMERALD BLUE |
| 110 | 109 | 106 |
| PRICE CODE / PC | | |


TH2.0 - PEZZI SPECIALI PAG. 134

TH2.0 - SPECIAL PIECES. - PIÈCES SPÉCIALES. - FORMTEILE.

MASSIVE



GRES PORCELLANATO COLORATO IN MASSA
 PORCELAIN STONEWARE COLOURED IN BODY
 GRÉS CÉRAMÉ COLORÉ DANS LA MASSE
 DURCHGEFÄRBTES FEINSTEINZEUG



EKXTREME - EKCOLLECTIONS

| | | | | |
|---|---|---|---|---|
| | | | | |
| EKXTREME 120x120 48"x48" | 60x120 24"x48" | 80x80 32"x32" | 60x60 24"x24" | 30x60 12"x24" |
| 9 mm | 9 mm | 9 mm | 9 mm | 9 mm |
| R10 | R10 | R11 | R10 | R10 |
| RETT | RETT | SABB | RETT | RETT |
| SNOW DEEPIECE ASHEN CLOUD DAVY DIMGRAY | SNOW DEEPIECE ASHEN CLOUD DAVY DIMGRAY | SNOW DEEPIECE ASHEN CLOUD DAVY DIMGRAY | SNOW DEEPIECE ASHEN CLOUD DAVY DIMGRAY | SNOW DEEPIECE ASHEN CLOUD DAVY DIMGRAY |
| 153 | 144 | 145 | 146 | 139 |
| PRICE CODE / M ² | | | | |

MOSAICI - BATTISCOPIA



| | | |
|---|---|---|
| MOSAICO 36 PZ 30x30 12"x12" | BATTISCOPIA 7,5x80 3"x32" | BATTISCOPIA 7,5x60 3"x24" |
| | | |
| NAT | RETT | RETT |
| SNOW DEEPIECE ASHEN CLOUD DAVY DIMGRAY | SNOW DEEPIECE ASHEN CLOUD DAVY DIMGRAY | SNOW DEEPIECE ASHEN CLOUD DAVY DIMGRAY |
| 110 | 109 | 106 |
| PRICE CODE / PC | | |

CONTEMPORARY

MOOD



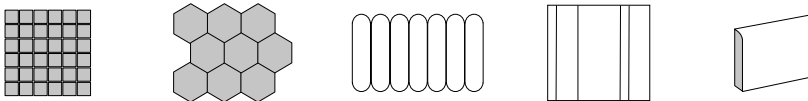
GRES PORCELLANATO COLORATO IN MASSA
 PORCELAIN STONEWARE COLOURED IN BODY
 GRÈS CÉRAMÉ COLORÉ DANS LA MASSE
 DURCHGEFÄRBTES FEINSTEINZEUG



EKXTREME - EKCOLLECTIONS

| | | | |
|--|--|---|--|
| | | | |
| EKXTREME 120x270 48"x106" | EKXTREME 120x120 48"x48" | 60x120 24"x48" | 60x60 24"x24" |
| 6 mm | 9 mm | 9 mm | |
| R9 | R9 | | R9 |
| RETT | RETT | LCP | RETT |
| PURE BALANCE MIND VIVO HOPE RISE SAFE GENTLE RITUAL VERVE | PURE BALANCE MIND VIVO HOPE RISE SAFE GENTLE RITUAL VERVE | PURE VIVO RISE RITUAL VERVE | PURE BALANCE MIND VIVO HOPE RISE SAFE GENTLE RITUAL VERVE |
| 161 | 155 | 155 | 148 |
| PRICE CODE / M² | | | |

MOSAICI - BATTISCOPIA




| | | | | |
|--|--|--|---|--|
| MOSAICO 36 PZ 30x30 12"x12" | MOSAICO ESAGONI 26x30 10"x12" | MOSAICO BISCUIT 19x34 7"x13" | MOSAICO BLENDER 60x60 24"x24" | BATTISCOPIA 6,5x120 2"9/16x48" |
| | | | | |
| NAT | NAT | NAT | NAT | RETT |
| PURE BALANCE MIND VIVO HOPE RISE SAFE GENTLE RITUAL VERVE | PURE BALANCE MIND VIVO HOPE RISE SAFE GENTLE RITUAL VERVE | PURE BALANCE MIND VIVO HOPE RISE SAFE GENTLE RITUAL VERVE | WARM COOL MINT | PURE BALANCE MIND VIVO HOPE RISE SAFE GENTLE RITUAL VERVE |
| 110 | 122 | 141 | 164 | 120 |
| PRICE CODE / PC | | | | |

OXIDATIO




GRES PORCELLANATO COLORATO IN MASSA
 PORCELAIN STONEWARE COLOURED IN BODY
 GRÈS CÉRAMÉ COLORÉ DANS LA MASSE
 DURCHGEFÄRBTES FEINSTEINZEUG



EKXTREME - EKCOLLECTIONS

| | | | | | |
|---|---|---|---|---|---|
| | | | | | |
| EKXTREME 160x320 63"x126" | EKXTREME 120x270 48"x106" | EKXTREME 120x120 48"x48" | 60x120 24"x48" | 60x60 24"x24" | 30x60 12"x24" |
| 6 mm | 6 mm | 9 mm | 9 mm | 9 mm | 9 mm |
| R9 | R9 | R9 | R9 | R9 | R9 |
| RETT | RETT | RETT | RETT | RETT | RETT |
| LITHIUM TITANIUM TELLURIUM VANADIUM PALLADIUM | LITHIUM TITANIUM TELLURIUM VANADIUM PALLADIUM | LITHIUM TITANIUM TELLURIUM PALLADIUM | LITHIUM TITANIUM TELLURIUM VANADIUM PALLADIUM | LITHIUM TITANIUM TELLURIUM VANADIUM PALLADIUM | LITHIUM TITANIUM TELLURIUM VANADIUM PALLADIUM |
| 166 | 159 | 153 | 144 | 139 | 137 |
| PRICE CODE / M ² | | | | | |

MOSAICI - BATTISCOPIA




| | | | |
|---|---|---|---|
| MOSAICO 36 PZ 30x30 12"x12" | MOSAICO ASIMMETRICO 18 PZ 30x30 12"x12" | BATTISCOPIA 6,5x120 2"9/16"x48" | BATTISCOPIA 7,5x60 3"x24" |
| | | | |
| NAT | NAT | RETT | RETT |
| LITHIUM TITANIUM TELLURIUM VANADIUM PALLADIUM | LITHIUM TITANIUM TELLURIUM VANADIUM PALLADIUM | LITHIUM TITANIUM TELLURIUM VANADIUM PALLADIUM | LITHIUM TITANIUM TELLURIUM VANADIUM PALLADIUM |
| 110 | 113 | 120 | 106 |
| PRICE CODE / PC | | | |

CONTEMPORARY

PARKER



GRES PORCELLANATO COLORATO IN MASSA
 PORCELAIN STONEWARE COLOURED IN BODY
 GRÈS CÉRAME COLORÉ DANS LA MASSE
 DURCHFÄRBTES FEINSTEINZEUG



EKXTREME - EKCOLLECTIONS

| | | | | | |
|--|--|--|--|--|--|
| | | | | | |
| EKXTREME 120x270 48"x106" | EKXTREME 120x120 48"x48" | 60x120 24"x48" | 80x80 32"x32" | 60x60 24"x24" | 30x60 12"x24" |
| 6 mm | 9 mm | 9 mm | 9 mm | 9 mm | 9 mm |
| R10 | R10 R11 | R10 R11 | R10 | R10 | R10 |
| RETT | RETT | SABB | RETT | SABB | RETT |
| WHITE SILVER GREY SMOKE ANTHRACITE | WHITE SILVER GREY SMOKE ANTHRACITE | WHITE SILVER GREY SMOKE ANTHRACITE | WHITE SILVER GREY SMOKE ANTHRACITE | WHITE SILVER GREY SMOKE ANTHRACITE | ANTHRACITE UPEC WHITE SILVER GREY SMOKE |
| 159 | 153 | 154 | 144 | 145 | 139 |
| PRICE CODE / M ² | | | | | |

TH2.0 - OUTDOOR

| | | | |
|-------------------------------|-------------------------------|-------------------------------|--|
| | | | |
| 120x120 48"x48" | 60x120 24"x48" | 80x80 32"x32" | 60x60 24"x24" |
| TH2.0 20 mm | TH2.0 20 mm | TH2.0 20 mm | TH2.0 20 mm |
| R11 | R11 | R11 | R11 |
| RETT | RETT | RETT | RETT |
| WHITE SILVER ANTHRACITE | WHITE SILVER ANTHRACITE | WHITE SILVER ANTHRACITE | UPEC-F+ WHITE SILVER ANTHRACITE |
| 165 | 155 | 156 | 151 |
| PRICE CODE / M ² | | | |

MOSAICI - BATTISCOPIA

| | | | |
|---|--|--|--|
| | | | |
| MOSAICO 36 PZ 30x30 12"x12" | BATTISCOPIA 6,5x120 2' ⁹ /16"x48" | BATTISCOPIA 7,5x80 3"x32" | BATTISCOPIA 7,5x60 3"x24" |
| 7 | 10 | 10 | 12 |
| NAT | RETT | RETT | RETT |
| WHITE SILVER GREY SMOKE ANTHRACITE | WHITE SILVER GREY SMOKE ANTHRACITE | WHITE SILVER GREY SMOKE ANTHRACITE | WHITE SILVER GREY SMOKE ANTHRACITE |
| 110 | 120 | 109 | 106 |
| PRICE CODE / PC | | | |


TH2.0 - PEZZI SPECIALI PAG. 134

TH2.0 - SPECIAL PIECES. - PIÈCES SPÉCIALES. - FORMTEILE.

SELECT



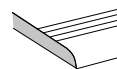
GRES PORCELLANATO COLORATO IN MASSA
 PORCELAIN STONEWARE COLOURED IN BODY
 GRÉS CÉRAMÉ COLORÉ DANS LA MASSE
 DURCHGEFÄRBTES FEINSTEINZEUG



EKXTREME - EKCOLLECTIONS

| | | | | | | | | | |
|---|---|---|---|---|---|---|---|---|--|
| | | | | | | | | | |
| EKXTREME 120x120 48"x48" | 60x120 24"x48" | 80x80 32"x32" | 61,5x61,5 24"x24" | 60x60 24"x24" | 30,8x61,5 12"x24" | 30x60 12"x24" | 20x50 8"x20" | DECORO TOUCH 20x50 8"x20" | DECORO SELECT MIX 20x50 8"x20" |
| 9 mm | 9 mm | 9 mm | 9 mm | 9 mm | 9 mm | 9 mm | 8 mm | 8 mm | 8 mm |
| R10 | R10 | R10 | R10 | R10 | R10 | R11 | R10 | BICOTTURA | BICOTTURA |
| RETT | RETT | RETT | NAT | RETT | NAT | OUTDOOR STRUTTURATO | RETT | OPACO | OPACO |
| BIANCO CREMA NEBBIA CENERE FUMO PIOMBO | BIANCO CREMA NEBBIA CENERE FUMO PIOMBO | BIANCO CREMA NEBBIA CENERE FUMO PIOMBO | BIANCO CREMA NEBBIA CENERE FUMO PIOMBO | BIANCO CREMA NEBBIA CENERE FUMO PIOMBO | BIANCO CREMA NEBBIA CENERE FUMO PIOMBO | BIANCO CREMA NEBBIA CENERE FUMO PIOMBO | BIANCO CREMA NEBBIA CENERE FUMO PIOMBO | BIANCO CREMA NEBBIA CENERE FUMO PIOMBO | SOGGETTO UNICO ABBINABILE A TUTTI I COLORI |
| 153 | 144 | 146 | 136 | 139 | 131 | 135 | 137 | 125 | 130 |
| PRICE CODE / M ² | | | | | | | | | |

MOSAICI - BATTISCOPIA - PEZZI SPECIALI




| | | | | | |
|---|---|---|---|---|---|
| MOSAICO 81 PZ 30x30 12"x12" | MOSAICO 36 PZ 30x30 12"x12" | BATTISCOPIA 7,5x80 3"x32" | BATTISCOPIA 7,5x61,5 3"x24" | BATTISCOPIA 7,5x60 3"x24" | GRADINO 30,8x61,5 12"x24" |
| | | | | | R10 |
| | | | | | |
| NAT | NAT | RETT | NAT | RETT | NAT |
| BIANCO CREMA NEBBIA CENERE FUMO PIOMBO | BIANCO CREMA NEBBIA CENERE FUMO PIOMBO | BIANCO CREMA NEBBIA CENERE FUMO PIOMBO | BIANCO CREMA NEBBIA CENERE FUMO PIOMBO | BIANCO CREMA NEBBIA CENERE FUMO PIOMBO | BIANCO CREMA NEBBIA CENERE FUMO PIOMBO |
| 114 | 110 | 109 | 105 | 106 | 120 |
| PRICE CODE / PC | | | | | |

STONE CEMENT



GRES PORCELLANATO COLORATO IN MASSA
 PORCELAIN STONEWARE COLOURED IN BODY
 GRÉS CÉRAME COLORÉ DANS LA MASSE
 DURCHFÄRBTES FEINSTEINZEUG



EKXTREME - EKCOLLECTIONS



| | | | | | | |
|---|-----------------------------|-----------------------------|-----------------------------|-----------------------------|-----------------------------|-----------------------------|
| EKXTREME 120x270 48"x106" | 60x120 24"x48" | | 60x60 24"x24" | | 30x60 12"x24" | |
| 6 mm | 9 mm | | 9 mm | | 9 mm | |
| | | R9 | | R9 | | R9 |
| LCP | LCP | RETT | LCP | RETT | LCP | RETT |
| WHITE GREY ANTHRACITE | WHITE GREY ANTHRACITE | WHITE GREY ANTHRACITE | WHITE GREY ANTHRACITE | WHITE GREY ANTHRACITE | WHITE GREY ANTHRACITE | WHITE GREY ANTHRACITE |
| 166 | 153 | 144 | 149 | 139 | 149 | 137 |
| PRICE CODE / M ² | | | | | | |

BATTISCOPIA



| |
|---|
| BATTISCOPIA 6,5x120 2" ¹² /16x48" |
| |
| RETT |
| WHITE GREY ANTHRACITE |
| 120 |
| PRICE CODE / PC |

UNICOLORS - SUPERFICI TECNICHE . PROJECT



BICOTTURA
DOUBLE FIRING
BICUISSON
ZWEIMALBRAND

GRES PORCELLANATO
PORCELAIN STONEWARE
GRES CERAME
FEINSTEINZEUG



EKCOLLECTIONS

CONTEMPORARY

20x20
8"x8"


| | | | |
|-----------------------------|-----------|--|--|
| 6,5 mm | 6,5 mm | 7,2 mm | 7,2 mm |
| | | R9 | R10 |
| BICOTTURA | BICOTTURA | GRES | GRES |
| OPACO | LUCIDO | NAT | NAT |
| TANIA | BRILLO | GHIACCIO PANNA GRIGIO AZZURRO VERDE GIALLO ARANCIO | GHIACCIO PANNA GRIGIO AZZURRO VERDE GIALLO ARANCIO |
| 125 | 125 | 134 | 139 |
| PRICE CODE / M ² | | | |

WALLART

GRES PORCELLANATO COLORATO IN MASSA
 PORCELAIN STONEWARE COLOURED IN BODY
 GRÉS CÉRAMÉ COLORÉ DANS LA MASSE
 DURCHGEFÄRBTES FEINSTEINZEUG

DECORARE LO SPAZIO.

DECORATE THE SPACE . DÉCORER L'ESPACE . DEKORIERE DEN RAUM.



Kamou

Panama

Glam

Flowerin



| |
|--|
| 60x120 24"x48" |
| 9 mm |
| RETT |
| SOGGETTO SINGOLO ONE PATTERN MOTIF UNIQUE EINZELDEKOR |
| 160 |
| PRICE CODE / M ² |

| |
|--|
| 60x120 24"x48" |
| 9 mm |
| RETT |
| SOGGETTO SINGOLO ONE PATTERN MOTIF UNIQUE EINZELDEKOR |
| 160 |
| PRICE CODE / M ² |

| |
|--|
| 60x120 24"x48" |
| 9 mm |
| RETT |
| SOGGETTO SINGOLO ONE PATTERN MOTIF UNIQUE EINZELDEKOR |
| 160 |
| PRICE CODE / M ² |


| |
|--|
| 60x120 24"x48" |
| 9 mm |
| RETT |
| SOGGETTO SINGOLO ONE PATTERN MOTIF UNIQUE EINZELDEKOR |
| 160 |
| PRICE CODE / M ² |

WALLART

GRES PORCELLANATO COLORATO IN MASSA
 PORCELAIN STONEWARE COLOURED IN BODY
 GRÉS CÉRAMÉ COLORÉ DANS LA MASSE
 DURCHGEFÄRBTES FEINSTEINZEUG

DECORARE LO SPAZIO.

DECORATE THE SPACE . DÉCORER L'ESPACE . DEKORIERE DEN RAUM.




CONTEMPORARY

Majorelle

Herbarium

Lily

Jamie



| |
|--|
| 60x120 24"x48" |
| 9 mm |
| RETT |
| SOGGETTO SINGOLO ONE PATTERN MOTIF UNIQUE EINZELDEKOR |
| 160 |
| PRICE CODE / M ² |

| |
|--|
| 60x120 24"x48" |
| 9 mm |
| RETT |
| SOGGETTO SINGOLO ONE PATTERN MOTIF UNIQUE EINZELDEKOR |
| 160 |
| PRICE CODE / M ² |

| |
|--|
| 60x120 24"x48" |
| 9 mm |
| RETT |
| SOGGETTO SINGOLO ONE PATTERN MOTIF UNIQUE EINZELDEKOR |
| 160 |
| PRICE CODE / M ² |

| |
|--|
| 60x120 24"x48" |
| 9 mm |
| RETT |
| SOGGETTO SINGOLO ONE PATTERN MOTIF UNIQUE EINZELDEKOR |
| 160 |
| PRICE CODE / M ² |


THE
MARBLE
STYLE

INDICE PER FORMATO

SIZE INDEX

INDEX PAR FORMAT

INDEX NACH FORMAT



163x324
64"x127"

AGATA 112
ARABESCATO 112
BERNINI 112
CALACATTA 112
DOLOMITE 112
ETERNAL BLUE 112
MARQUIÑA 112
PATAGONIA 112
SAHARA NOIR 112
STATUARIO SUPERIORE 112
SUPERWHITE 112



160x320
63"x126"

AGATA 34
BERNINI 37
CALACATTA 38
CALACATTA GOLD 41
CALACATTA OCEANIC 43
DOLOMITE 46
MARQUIÑA 50
ONYX 52
SAHARA NOIR 57

.....
160x320
63"x126"
BOOK-MATCH

AGATA 34
BERNINI 37

.....
120x270
48"x106"
BOOK-MATCH

AGATA 34
ARABESCATO 36
BERNINI 37
CALACATTA GOLD 41
CALACATTA MINT 42
CALACATTA OCEANIC 43
ETERNAL BLUE 47
PATAGONIA 53
PERSIA 54
PIERRE BLACK 55
STATUARIO SUPERIORE 59
SUPERWHITE 60
THUNDER 61



120x270
48"x106"

AGATA 34
AMAZZONITE 35
ARABESCATO 36
BERNINI 37
CALACATTA 38
CALACATTA BORGHINI 39
CALACATTA CENERINO 40
CALACATTA GOLD 41
CALACATTA MINT 42
CALACATTA OCEANIC 43
CARRARA GIOIA 44
DOLOMITE 46
ETERNAL BLUE 47
INVISIBLE GREY 48
LASA 49
MARQUIÑA 50
NAVONA 51
ONYX 52
PATAGONIA 53
PERSIA 54
PIERRE BLACK 55
PIETRAGREY 56
SAHARA NOIR 57
STATUARIO SKY 58
STATUARIO SUPERIORE 59
SUPERWHITE 60
THUNDER 61
VERDE ALPI 62



80x160
32"x63"

BERNINI 37
CALACATTA 38
CALACATTA GOLD 41
MARQUIÑA 50
ONYX 52
SAHARA NOIR 57



120x120
48"x48"


ARABESCATO 36
BERNINI 37
CALACATTA 38
CALACATTA BORGHINI 39
CALACATTA CENERINO 40
CALACATTA GOLD 41
CALACATTA OCEANIC 43
CARRARA GIOIA 44
DOLOMITE 46
ETERNAL BLUE 47
INVISIBLE GREY 48
MARQUIÑA 50
ONYX 52
PATAGONIA 53
PIERRE BLACK 55
PIETRAGREY 56
SAHARA NOIR 57
STATUARIO SKY 58
STATUARIO SUPERIORE 59
SUPERWHITE 60
THUNDER 61
VERDE ALPI 62

THE MARBLE STYLE



60x120
24"x48"

AGATA 34
AMAZZONITE 35
ARABESCATO 36
BERNINI 37
CALACATTA 38
CALACATTA BORGHINI 39
CALACATTA CENERINO 40
CALACATTA GOLD 41
CALACATTA MINT 42
CALACATTA OCEANIC 43
CARRARA GIOIA 44
CASHMERE 45
DOLOMITE 46
ETERNAL BLUE 47
INVISIBLE GREY 48
LASA 49
MARQUIÑA 50
NAVONA 51
ONYX 52
PATAGONIA 53
PERSIA 54
PIERRE BLACK 55
PIETRAGREY 56
SAHARA NOIR 57
STATUARIO SKY 58
STATUARIO SUPERIORE 59
SUPERWHITE 60
THUNDER 61
VERDE ALPI 62



80x80
32"x32"

CALACATTA 38
MARQUIÑA 50
ONYX 52
STATUARIO SUPERIORE 59



60x60
24"x24"

ARABESCATO 36
BERNINI 37
CALACATTA 38
CALACATTA BORGHINI 39
CALACATTA CENERINO 40
CALACATTA GOLD 41
CALACATTA OCEANIC 43
CASHMERE 45
DOLOMITE 46
INVISIBLE GREY 48
MARQUIÑA 50
NAVONA 51
ONYX 52
PIERRE BLACK 55
PIETRAGREY 56
SAHARA NOIR 57
STATUARIO SKY 58
STATUARIO SUPERIORE 59
SUPERWHITE 60
VERDE ALPI 62



30x60
12"x24"

ARABESCATO 36
BERNINI 37
CALACATTA 38
CALACATTA CENERINO 40
CALACATTA GOLD 41
CALACATTA OCEANIC 43
CASHMERE 45
DOLOMITE 46
MARQUIÑA 50
ONYX 52
PIERRE BLACK 55
PIETRAGREY 56
STATUARIO SKY 58
STATUARIO SUPERIORE 59



TH2.0

60x120
24"x48"

CALACATTA 38
NAVONA 51



TH2.0

60x60
24"x24"

CALACATTA 38
NAVONA 51



TH2.0

60x90
24"x36"


NAVONA 51

INDICE PER COLORE

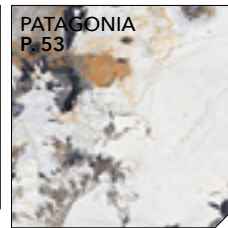



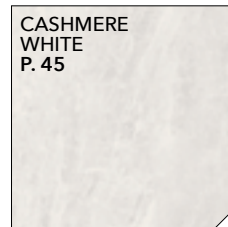
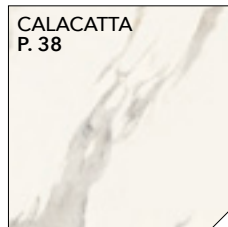
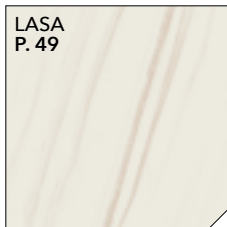
COLOUR INDEX

INDEX PAR COULEUR

INDEX NACH FARBE



THE MARBLE STYLE




MARBLE

AGATA



GRES PORCELLANATO COLORATO IN MASSA
 PORCELAIN STONEWARE COLOURED IN BODY
 GRÉS CÉRAMÉ COLORÉ DANS LA MASSE
 DURCHGEFÄRBTES FEINSTEINZEUG



EKXTREME - EKCOLLECTIONS

| | | |
|---|---|------------------------------|
| | | |
| EKXTREME 160x320 63"x126" | EKXTREME 120x270 48"x106" | 60x120 24"x48" |
| 6 mm | 6 mm | 9 mm |
| LCP | LCP | LCP |
| BLUE | OYSTER BLUE | OYSTER BLUE |
| 173 | 166 | 153 |
| PRICE CODE / M² | | |

EKXTREME - BOOK-MATCH


| | |
|--|--|
| | |
| EKXTREME BOOK-MATCH 160x320 63"x126" | EKXTREME BOOK-MATCH 120x270 48"x106" |
| 6 mm | 6 mm |
| LCP | LCP |
| BLUE | OYSTER BLUE |
| 178 | 170 |
| PRICE CODE / M² | |

BATTISCOPA



| |
|--|
| BATTISCOPA 6,5x120 2'9"/16x48" |
| |
| LCP |
| OYSTER BLUE |
| 127 |
| PRICE CODE / PC |


AMAZZONITE



EKXTREME - EKCOLLECTIONS

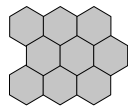


GRES PORCELLANATO COLORATO IN MASSA
 PORCELAIN STONEWARE COLOURED IN BODY
 GRÉS CÉRAMÉ COLORÉ DANS LA MASSE
 DURCHGEFÄRBTES FEINSTEINZEUG



| | | |
|---|--------------------------|-------------|
| EKXTREME 120x270 48"x106" | 60x120 24"x48" | |
| 6 mm | 9 mm | |
| | | R9 |
| LCP | LCP | RETT |
| 167 | 155 | 148 |
| PRICE CODE / M² | | |

MOSAICI - BATTISCOPA

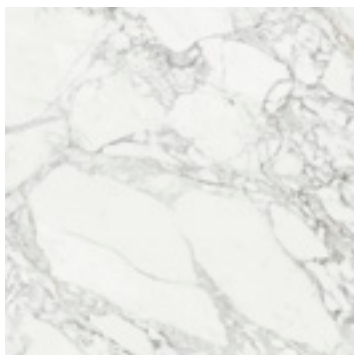


| | | |
|---|---|---|
| MOSAICO 36 PZ 30x30 12"x12" | MOSAICO ESAGONI 26x30 10"x12" | BATTISCOPA 6,5x120 2 ¹⁰ / ₁₆ x48" |
| | | |
| LCP | LCP | LCP |
| 117 | 128 | 127 |
| PRICE CODE / PC | | |

ARABESCATO



GRES PORCELLANATO COLORATO IN MASSA
 PORCELAIN STONEWARE COLOURED IN BODY
 GRÉS CÉRAME COLORÉ DANS LA MASSE
 DURCHFÄRBTES FEINSTEINZEUG



EKXTREME - EKCOLLECTIONS

| | | | | | | | | | |
|---|------|--|------|--------------------------|------|-------------------------|------|-------------------------|------|
| | | | | | | | | | |
| EKXTREME 120x270 48"x106" | | EKXTREME 120x120 48"x48" | | 60x120 24"x48" | | 60x60 24"x24" | | 30x60 12"x24" | |
| 6 mm | | 9 mm | | 9 mm | | 9 mm | | 9 mm | |
| | R9 | | R9 | | R9 | | R9 | | R9 |
| LCP | RETT | LCP | RETT | LCP | RETT | LCP | RETT | LCP | RETT |
| 166 | 159 | 160 | 153 | 153 | 146 | 149 | 140 | 149 | 137 |
| PRICE CODE / M ² | | | | | | | | | |

EKXTREME - BOOK-MATCH

| | |
|--|----------|
| A | B |
| | |
| EKXTREME BOOK-MATCH 120x270 48"x106" | |
| 6 mm | |
| LCP | |
| 170 | |
| PRICE CODE / M ² | |


MOSAICI - BATTISCOPIA

| | | | |
|---|---|---|---|
| | | | |
| MOSAICO 36 PZ 30x30 12"x12" | MOSAICO ESAGONI 26x30 10"x12" | BATTISCOPIA 6,5x120 2 ¹⁰ /16x48" | BATTISCOPIA 7,5x60 3"x24" |
| | | | |
| LCP | LCP | LCP | LCP RETT |
| 117 | 128 | 127 | 107 106 |
| PRICE CODE / PC | | | |

BERNINI



GRES PORCELLANATO COLORATO IN MASSA
 PORCELAIN STONEWARE COLOURED IN BODY
 GRÉS CÉRAMÉ COLORÉ DANS LA MASSE
 DURCHGEFÄRBTES FEINSTEINZEUG



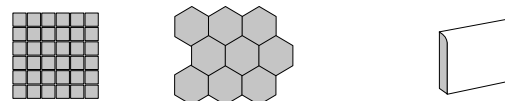
EKXTREME - EKCOLLECTIONS

| | | | | | | | | | | | |
|---|---|---------------------------------------|--|--------------------------|-------------------------|-------------------------|------|-----|-----|-----|-----|
| | | | | | | | | | | | |
| EKXTREME 160x320 63"x126" | EKXTREME 120x270 48"x106" | EKXTREME 80x160 32"x63" | EKXTREME 120x120 48"x48" | 60x120 24"x48" | 60x60 24"x24" | 30x60 12"x24" | | | | | |
| 6 mm | 6 mm | 9 mm | 9 mm | 9 mm | 9 mm | 9 mm | | | | | |
| | R9 | | R9 | R9 | R9 | R9 | | | | | |
| LCP | LCP | RETT | LCP | LCP | RETT | LCP | RETT | | | | |
| 173 | 166 | 159 | 162 | 160 | 153 | 153 | 146 | 149 | 140 | 149 | 137 |
| PRICE CODE / M ² | | | | | | | | | | | |

EKXTREME - BOOK-MATCH

| | |
|--|--|
| | |
| EKXTREME BOOK-MATCH 160x320 63"x126" | EKXTREME BOOK-MATCH 120x270 48"x106" |
| 6 mm | 6 mm |
| LCP | LCP |
| 178 | 170 |
| PRICE CODE / M ² | |

MOSAICI - BATTISCOPA



| | | | | | | | |
|--|-----|--|-----|--|-----|---------------------------------------|--|
| MOSAICO 36 PZ 30x30 12"x12" | | MOSAICO ESAGONI 26x30 10"x12" | | BATTISCOPA 6,5x120 2 ⁵ / ₈ "x16x48" | | BATTISCOPA 7,5x60 3"x24" | |
| | | | | | | | |
| LCP | NAT | LCP | NAT | LCP | LCP | RETT | |
| 117 | 110 | 128 | 122 | 127 | 107 | 106 | |
| PRICE CODE / PC | | | | | | | |









MARBLE

CALACATTA





GRES PORCELLANATO COLORATO IN MASSA
 PORCELAIN STONEWARE COLOURED IN BODY
 GRÈS CÉRAME COLORÉ DANS LA MASSE
 DURCHFÄRBTES FEINSTEINZEUG


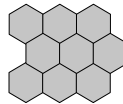



EKXTREME - EKCOLLECTIONS

| | | | | | | | |
|---|---|---|---|---|---|---|---|
|  |  |  |  |  |  |  |  |
| EKXTREME 160x320 63"x126" | EKXTREME 120x270 48"x106" | EKXTREME 80x160 32"x63" | EKXTREME 120x120 48"x48" | 60x120 24"x48" | 80x80 32"x32" | 60x60 24"x24" | 30x60 12"x24" |
| 6 mm | 6 mm | 9 mm | 9 mm | 9 mm | 9 mm | 9 mm | 9 mm |
| | R9 | | R9 | R9 | R9 | R9 | R9 |
| LCP | LCP | RETT | LCP | LCP | RETT | LCP | RETT |
| 173 | 166 | 159 | 162 | 160 | 153 | 153 | 146 |
| PRICE CODE / M ² | | | | | | | |

TH2.0 - OUTDOOR

| | |
|---|---|
|  |  |
| 60x120 24"x48" | 60x60 24"x24" |
| TH2.0 20 mm | TH2.0 20 mm |
| R11 | R11 |
| RETT | RETT |
| 155 | 151 |
| PRICE CODE / M ² | |

MOSAICI - BATTISCOPIA

| | | | | |
|---|--|---|---|---|
|  |  |  |  |  |
| MOSAICO 36 PZ 30x30 12"x12" | MOSAICO ESAGONI 26x30 10"x12" | BATTISCOPIA 6,5x120 2 ⁹ / ₁₆ "x48" | BATTISCOPIA 7,5x80 3"x32" | BATTISCOPIA 7,5x60 3"x24" |
| 7 | 7 | 10 | 10 | 12 |
| LCP | NAT | LCP | RETT | LCP |
| 117 | 110 | 128 | 122 | 109 |
| PRICE CODE / PC | | | | |

EKXTREME TOP SOLUTION PAG. 112

TH2.0 - PEZZI SPECIALI PAG. 136

TH2.0 - SPECIAL PIECES. - PIÈCES SPÉCIALES. - FORMTEILE.


CALACATTA BORGHINI



GRES PORCELLANATO COLORATO IN MASSA
 PORCELAIN STONEWARE COLOURED IN BODY
 GRÉS CÉRAMÉ COLORÉ DANS LA MASSE
 DURCHGEFÄRBTES FEINSTEINZEUG

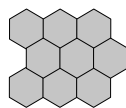


EKXTREME - EKCOLLECTIONS



| | | | | | | | |
|---|--|--|--|--------------------------|--|-------------------------|--|
| EKXTREME 120x270 48"x106" | | EKXTREME 120x120 48"x48" | | 60x120 24"x48" | | 60x60 24"x24" | |
| 6 mm | | 9 mm | | 9 mm | | 9 mm | |
| | | R9 | | R9 | | R9 | |
| LCP | | LCP | | RETT | | RETT | |
| 166 | | 160 | | 153 | | 146 | |
| PRICE CODE / M ² | | | | | | | |

MOSAICI - BATTISCOPA




| | | |
|---|---|--|
| MOSAICO 36 PZ 30x30 12"x12" | MOSAICO ESAGONI 26x30 10"x12" | BATTISCOPA 6,5x120 2"9/16"x48" |
| | | |
| LCP | LCP | LCP |
| 117 | 128 | 127 |
| PRICE CODE / PC | | |

MARBLE

CALACATTA CENERINO



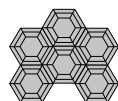
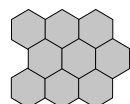
GRES PORCELLANATO COLORATO IN MASSA
 PORCELAIN STONEWARE COLOURED IN BODY
 GRÉS CÉRAMÉ COLORÉ DANS LA MASSE
 DURCHGEFÄRBTES FEINSTEINZEUG



EKXTREME - EKCOLLECTIONS

| | | | | | | | | | |
|---|------------|--|------------|--------------------------|------------|-------------------------|------------|-------------------------|------------|
| | | | | | | | | | |
| EKXTREME 120x270 48"x106" | | EKXTREME 120x120 48"x48" | | 60x120 24"x48" | | 60x60 24"x24" | | 30x60 12"x24" | |
| 6 mm | | 9 mm | | 9 mm | | 9 mm | | 9 mm | |
| | R9 | | R9 | | R9 | | R9 | | R9 |
| LCP | RETT | LCP | RETT | LCP | RETT | LCP | RETT | LCP | RETT |
| 167 | 161 | 162 | 155 | 155 | 148 | 150 | 141 | 150 | 139 |
| PRICE CODE / M ² | | | | | | | | | |

MOSAICI - BATTISCOPIA



| | | | | | | | | | |
|---|------------|---|------------|---|------------|---|------|---|--|
| MOSAICO 36 PZ 30x30 12"x12" | | MOSAICO ESAGONI 26x30 10"x12" | | MOSAICO DOUBLE EXA 19,5x25,4 8"x10" | | BATTISCOPIA 6,5x120 2 ⁹ / ₁₆ x48" | | BATTISCOPIA 7,5x60 3"x24" | |
| | | | | | | | | | |
| LCP | LCP | LCP | LCP | LCP | LCP | LCP | RETT | | |
| 117 | 128 | 138 | 127 | 107 | 106 | | | | |
| PRICE CODE / PC | | | | | | | | | |

CALACATTA GOLD



GRES PORCELLANATO COLORATO IN MASSA
 PORCELAIN STONEWARE COLOURED IN BODY
 GRÉS CÉRAME COLORÉ DANS LA MASSE
 DURCHFARBTES FEINSTEINZEUG



EKXTREME - EKCOLLECTIONS

| | | | | | | | | | | |
|---|---|---------------------------------------|--|--------------------------|-------------------------|-------------------------|------|-----|-----|-----|
| | | | | | | | | | | |
| EKXTREME 160x320 63"x126" | EKXTREME 120x270 48"x106" | EKXTREME 80x160 32"x63" | EKXTREME 120x120 48"x48" | 60x120 24"x48" | 60x60 24"x24" | 30x60 12"x24" | | | | |
| 6 mm | 6 mm | 9 mm | 9 mm | 9 mm | 9 mm | 9 mm | | | | |
| | R9 | | | R9 | R9 | R9 | | | | |
| LCP | LCP | RETT | LCP | LCP | RETT | LCP | RETT | | | |
| 173 | 166 | 159 | 162 | 160 | 153 | 146 | 149 | 140 | 149 | 137 |
| PRICE CODE / M ² | | | | | | | | | | |

EKXTREME - BOOK-MATCH

| | |
|--|----------|
| A | B |
| | |
| EKXTREME BOOK-MATCH 120x270 48"x106" | |
| 6 mm | |
| LCP | |
| 170 | |
| PRICE CODE / M ² | |

MOSAICI - BATTISCOPIA


| | | | | |
|---|---|---|---|------|
| | | | | |
| MOSAICO 36 PZ 30x30 12"x12" | MOSAICO ESAGONI 26x30 10"x12" | BATTISCOPIA 6,5x120 2" ⁹ /16x48" | BATTISCOPIA 7,5x60 3"x24" | |
| | | | | |
| NAT | LCP | NAT | LCP | RETT |
| 110 | 128 | 122 | 127 | 106 |
| PRICE CODE / PC | | | | |

MARBLE



CALACATTA MINT




GRES PORCELLANATO COLORATO IN MASSA
 PORCELAIN STONEWARE COLOURED IN BODY
 GRÉS CÉRAMÉ COLORÉ DANS LA MASSE
 DURCHGEFÄRBTES FEINSTEINZEUG







EKXTREME - EKCOLLECTIONS

| | |
|---|---|
|  |  |
| EKXTREME 120x270 48"x106" | 60x120 24"x48" |
| 6 mm | 9 mm |
| LCP | LCP |
| 166 | 153 |
| PRICE CODE / M² | |

EKXTREME - BOOK-MATCH

| |
|---|
|  |
| EKXTREME BOOK-MATCH 120x270 48"x106" |
| 6 mm |
| LCP |
| 170 |
| PRICE CODE / M² |


MOSAICI - BATTISCOPIA

| | |
|---|---|
|  |  |
| MOSAICO 36 PZ 30x30 12"x12" | BATTISCOPIA 6,5x120 2" ⁹ / ₁₆ "x48" |
|  |  |
| LCP | LCP |
| 117 | 127 |
| PRICE CODE / PC | |



CALACATTA OCEANIC



GRES PORCELLANATO COLORATO IN MASSA
 PORCELAIN STONEWARE COLOURED IN BODY
 GRES CERAME COLORE DANS LA MASSE
 DURCHGEFÄRBTES FEINSTEINZEUG




EKXTREME - EKCOLLECTIONS



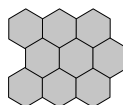
| | | | | | | | | | | | |
|---|-----|---|-----|--|-----|--------------------------|-----|-------------------------|-----|-------------------------|--|
| EKXTREME 160x320 63"x126" | | EKXTREME 120x270 48"x106" | | EKXTREME 120x120 48"x48" | | 60x120 24"x48" | | 60x60 24"x24" | | 30x60 12"x24" | |
| 6 mm | | 6 mm | | 9 mm | | 9 mm | | 9 mm | | 9 mm | |
| | | R9 | | R9 | | R9 | | R9 | | R9 | |
| LCP | LCP | RETT | LCP | RETT | LCP | RETT | LCP | RETT | LCP | RETT | |
| 173 | 166 | 159 | 160 | 153 | 153 | 146 | 149 | 140 | 149 | 137 | |
| PRICE CODE / M ² | | | | | | | | | | | |

EKXTREME - BOOK-MATCH



| |
|--|
| EKXTREME BOOK-MATCH 120x270 48"x106" |
| 6 mm |
| LCP |
| 170 |
| PRICE CODE / M ² |

MOSAICI - BATTISCOPIA




| | | | | | | | | | |
|---|-----|---|-----|---|--|--|-----|---|--|
| MOSAICO 36 PZ 30x30 12"x12" | | MOSAICO ESAGONI 26x30 10"x12" | | MOSAICO HERRINGBONE 33,5x33,5 13"x13" | | BATTISCOPIA 6,5x120 2" ¹⁰ /16x48" | | BATTISCOPIA 7,5x60 3"x24" | |
| | | | | | | | | | |
| LCP | NAT | LCP | NAT | NAT | | LCP | LCP | RETT | |
| 117 | 110 | 128 | 122 | 121 | | 127 | 107 | 106 | |
| PRICE CODE / PC | | | | | | | | | |

MARBLE

CARRARA GIOIA



GRES PORCELLANATO COLORATO IN MASSA
 PORCELAIN STONEWARE COLOURED IN BODY
 GRÉS CÉRAME COLORÉ DANS LA MASSE
 DURCHGEFÄRBTES FEINSTEINZEUG

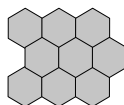


EKXTREME - EKCOLLECTIONS



| EKXTREME 120x270 48"x106" | | EKXTREME 120x120 48"x48" | | 60x120 24"x48" | |
|---------------------------------|------|--------------------------------|------|-------------------|------|
| 6 mm | | 9 mm | | 9 mm | |
| | R9 | | R9 | | R9 |
| LCP | RETT | LCP | RETT | LCP | RETT |
| 166 | 159 | 160 | 153 | 153 | 146 |
| PRICE CODE / M ² | | | | | |

MOSAICI - BATTISCOPIA




| MOSAICO 36 PZ 30x30 12"x12" | MOSAICO ESAGONI 26x30 10"x12" | BATTISCOPIA 6,5x120 2 ¹⁰ / ₁₆ "x48" |
|-----------------------------------|-------------------------------------|---|
| | | |
| LCP | LCP | LCP |
| 117 | 128 | 127 |
| PRICE CODE / PC | | |




CASHMERE



GRES PORCELLANATO COLORATO IN MASSA
 PORCELAIN STONEWARE COLOURED IN BODY
 GRÉS CÉRAME COLORÉ DANS LA MASSE
 DURCHGEFÄRBTES FEINSTEINZEUG





EKCOLLECTIONS

| | | |
|---|---|---|
|  |  |  |
| 60x120 24"x48" | 60x60 24"x24" | 30x60 12"x24" |
| 9 mm | | |
| | R9 | R9 |
| LCP | RETT | |
| WHITE OYSTER VISIONE PELTRO | WHITE OYSTER VISIONE PELTRO | |
| 153 | 146 | 140 |
| PRICE CODE / M² | | |

MOSAICI - BATTISCOPIA



| | |
|---|---|
| MOSAICO 36 PZ 30x30 12"x12" | BATTISCOPIA 6,5x120 2 ¹⁰ / ₃₂ "x16x48" |
|  |  |
| NAT | LCP |
| WHITE OYSTER VISIONE PELTRO | WHITE OYSTER VISIONE PELTRO |
| 110 | 127 |
| PRICE CODE / PC | |

MARBLE






DOLOMITE




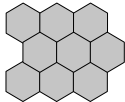
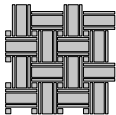






GRES PORCELLANATO COLORATO IN MASSA
 PORCELAIN STONEWARE COLOURED IN BODY
 GRES CERAME COLORE DANS LA MASSE
 DURCHGEFÄRBTES FEINSTEINZEUG



EKXTREME - EKCOLLECTIONS

| | | | | | | | |
|---|---|---|---|---|-------------|------------|-------------|
|  |  |  |  |  | | | |
| EKXTREME 160x320 63"x126" | EKXTREME 120x270 48"x106" | EKXTREME 120x120 48"x48" | 60x120 24"x48" | 30x60 12"x24" | | | |
| 6 mm | 6 mm | 9 mm | 9 mm | 9 mm | | | |
| | | R9 | | R9 | | | |
| LCP | LCP | RETT | LCP | LCP | RETT | LCP | RETT |
| 173 | 166 | 159 | 160 | 153 | 146 | 149 | 137 |
| PRICE CODE / M² | | | | | | | |


MOSAICI - BATTISCOPIA

| | | | | |
|---|---|---|---|--|
|  |  |  |  | |
| MOSAICO 36 PZ 30x30 12"x12" | MOSAICO ESAGONI 26x30 10"x12" | MOSAICO BASKET 30x30 12"x12" | BATTISCOPIA 6,5x120 2 ⁵ / ₁₆ "x48" | BATTISCOPIA 7,5x60 3"x24" |
|  |  |  |  |  |
| NAT | NAT | LCP | LCP | RETT |
| 110 | 122 | 126 | 127 | 106 |
| PRICE CODE / PC | | | | |

ETERNAL BLUE



GRES PORCELLANATO COLORATO IN MASSA
 PORCELAIN STONEWARE COLOURED IN BODY
 GRÉS CÉRAMÉ COLORÉ DANS LA MASSE
 DURCHGEFÄRBTES FEINSTEINZEUG




EKXTREME - EKCOLLECTIONS



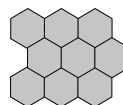
| | | |
|---|--|--------------------------|
| EKXTREME 120x270 48"x106" | EKXTREME 120x120 48"x48" | 60x120 24"x48" |
| 6 mm | 9 mm | 9 mm |
| LCP | LCP | LCP |
| 167 | 162 | 155 |
| PRICE CODE / M² | | |

EKXTREME - BOOK-MATCH



| |
|--|
| EKXTREME BOOK-MATCH 120x270 48"x106" |
| 6 mm |
| LCP |
| 171 |
| PRICE CODE / M² |

MOSAICI - BATTISCOPIA




| | | |
|--|---|--|
| MOSAICO 3x3 PZ 30x30 12"x12" | MOSAICO ESAGONI 26x30 10"x12" | BATTISCOPIA 6,5x120 2 ⁹ / ₁₆ "x48" |
| | | |
| LCP | LCP | LCP |
| 117 | 128 | 127 |
| PRICE CODE / PC | | |

INVISIBLE GREY



GRES PORCELLANATO COLORATO IN MASSA
 PORCELAIN STONEWARE COLOURED IN BODY
 GRÈS CÉRAME COLORÉ DANS LA MASSE
 DURCHGEFÄRBTES FEINSTEINZEUG

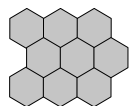


EKXTREME - EKCOLLECTIONS



| | | | | | | | |
|---|--------------------|---------------------------|--------------------|--------------------------|--------------------|-------------------------|--------------------|
| EKXTREME 120x270 48"x106" | | 120x120 48"x48" | | 60x120 24"x48" | | 60x60 24"x24" | |
| 6 mm | | 9 mm | | 9 mm | | 9 mm | |
| | R9 | | R9 | | R9 | | R9 |
| LCP | RST RETT | LCP | RST RETT | LCP | RST RETT | LCP | RST RETT |
| 166 | 162 | 160 | 156 | 153 | 148 | 142 | |
| PRICE CODE / M ² | | | | | | | |

MOSAICI - BATTISCOPA




| | |
|---|--|
| MOSAICO ESAGONI 26x30 10"x12" | BATTISCOPA 6,5x120 2 ⁹ / ₁₆ x48" |
| | |
| LCP | LCP |
| 128 | 127 |
| PRICE CODE / PC | |

LASA



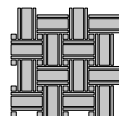
GRES PORCELLANATO COLORATO IN MASSA
 PORCELAIN STONEWARE COLOURED IN BODY
 GRÈS CÉRAME COLORÉ DANS LA MASSE
 DURCHFÄRBTES FEINSTEINZEUG

EKXTREME - EKCOLLECTIONS



| | |
|---|--------------------------|
| EKXTREME 120x270 48"x106" | 60x120 24"x48" |
| 6 mm | 9 mm |
| LCP | LCP |
| 166 | 153 |
| PRICE CODE / M² | |

MOSAICI - BATTISCOPIA




| | | |
|---|--|--|
| MOSAICO 36 PZ 30x30 12"x12" | MOSAICO BASKET 30x30 12"x12" | BATTISCOPIA 6,5x120 2 ⁵ / ₁₆ "x48" |
| | | |
| LCP | LCP | LCP |
| 117 | 126 | 127 |
| PRICE CODE / PC | | |

MARBLE

MARQUIÑA



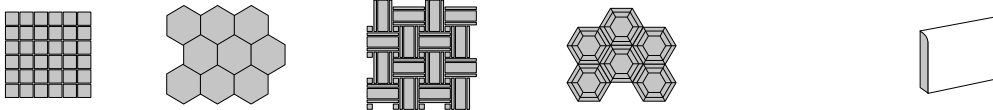
GRES PORCELLANATO COLORATO IN MASSA
 PORCELAIN STONEWARE COLOURED IN BODY
 GRÉS CÉRAMÉ COLORE DANS LA MASSE
 DURCHGEFÄRBTES FEINSTEINZEUG



EKXTREME - EKCOLLECTIONS

| | | | | | | | | | | | | | | | | | | | | | | | | | | | |
|---|-------|---|-------|---------------------------------------|-------|--|-------|--------------------------|-------|-------------------------|-------|-------------------------|-------|-------------------------|-------|-------|-------|-------|-------|-------|-------|-------|-------|-------|-------|-------|-------|
| | | | | | | | | | | | | | | | | | | | | | | | | | | | |
| EKXTREME 160x320 63"x126" | | EKXTREME 120x270 48"x106" | | EKXTREME 80x160 32"x63" | | EKXTREME 120x120 48"x48" | | 60x120 24"x48" | | 80x80 32"x32" | | 60x60 24"x24" | | 30x60 12"x24" | | | | | | | | | | | | | |
| 6 mm | | 6 mm | | 9 mm | | 9 mm | | 9 mm | | 9 mm | | 9 mm | | 9 mm | | | | | | | | | | | | | |
| | | R9 | | | | R9 | | R9 | | R9 | | R9 | | R9 | | | | | | | | | | | | | |
| LCP | | LCP | | RETT | | LCP | | LCP | | RETT | | LCP | | RETT | | | | | | | | | | | | | |
| WHITE | BLACK | WHITE | BLACK | WHITE | BLACK | WHITE | BLACK | WHITE | BLACK | WHITE | BLACK | WHITE | BLACK | BLACK | BLACK | WHITE | BLACK | WHITE | BLACK | WHITE | BLACK | WHITE | BLACK | WHITE | BLACK | WHITE | BLACK |
| 173 | 174 | 166 | 167 | 159 | 161 | 162 | 163 | 160 | 162 | 153 | 155 | 153 | 155 | 146 | 148 | 157 | 146 | 149 | 150 | 140 | 141 | 149 | 150 | 137 | 139 | | |
| PRICE CODE / M ² | | | | | | | | | | | | | | | | | | | | | | | | | | | |

MOSAICI - BATTISCOPIA



| | | | | | | | | | | | | | |
|---|----------------|---|----------------|--|--|---|--|--|----------------|---|--|---|----------------|
| MOSAICO 36 PZ 30x30 12"x12" | | MOSAICO ESAGONI 26x30 10"x12" | | MOSAICO BASKET 30x30 12"x12" | | MOSAICO DOUBLE EXA 19,5x25,4 8"x10" | | BATTISCOPIA 6,5x120 2 ¹⁹ / ₁₆ x48" | | BATTISCOPIA 7,5x80 3"x32" | | BATTISCOPIA 7,5x60 3"x24" | |
| | | | | | | | | | | | | | |
| LCP | NAT | LCP | NAT | LCP | | LCP | | LCP | RETT | RETT | | LCP | RETT |
| WHITE BLACK | WHITE BLACK | WHITE BLACK | WHITE BLACK | MARQUIÑA | | MARQUIÑA | | WHITE BLACK | WHITE BLACK | BLACK | | WHITE BLACK | WHITE BLACK |
| 117 | 110 | 128 | 122 | 126 | | 138 | | 127 | 120 | 109 | | 107 | 106 |
| PRICE CODE / PC | | | | | | | | | | | | | |

NAVONA



GRES PORCELLANATO COLORATO IN MASSA
 PORCELAIN STONEWARE COLOURED IN BODY
 GRÉS CÉRAME COLORÉ DANS LA MASSE
 DURCHFÄRBTES FEINSTEINZEUG



EKXTREME - EKCOLLECTIONS

| | | | | | | |
|---|-------------------------------------|-------------------------------------|-------------------------------------|-------------------------------------|-------------------------------------|-------------------------------------|
| | | | | | | |
| EKXTREME 120x270 48"x106" | | | 60x120 24"x48" | | | 60x60 24"x24" |
| 6 mm | | 9 mm | | | 9 mm | |
| | R10 | | R10 | R11 | | R10 |
| LCP | RETT | LCP | RETT | SABB | HONED | RETT |
| NIVEO CANDIDO AUREO NEBULO | NIVEO CANDIDO AUREO NEBULO | NIVEO CANDIDO AUREO NEBULO | NIVEO CANDIDO AUREO NEBULO | NIVEO CANDIDO AUREO NEBULO | NIVEO CANDIDO AUREO NEBULO | NIVEO CANDIDO AUREO NEBULO |
| 166 | 162 | 153 | 148 | 149 | 153 | 142 |
| PRICE CODE / M ² | | | | | | |

TH2.0 - OUTDOOR

| | | |
|------------------------------|------------------------------|------------------------------|
| | | |
| 60x120 24"x48" | 60x90 24"x36" | 60x60 24"x24" |
| TH2.0 20 mm | TH2.0 20 mm | TH2.0 20 mm |
| R11 | R11 | R11 |
| RETT | RETT | RETT |
| CANDIDO NEBULO | CANDIDO NEBULO | CANDIDO NEBULO |
| 155 | 157 | 151 |
| PRICE CODE / M ² | | |

MOSAICI - BATTISCOPIA

| | |
|--|--|
| | |
| MOSAICO ESAGONI 26x30 10"x12" | BATTISCOPIA 6,5x120 2" ⁹ /16x48" |
| | |
| LCP | RETT |
| NIVEO CANDIDO AUREO NEBULO | NIVEO CANDIDO AUREO NEBULO |
| 128 | 120 |
| PRICE CODE / PC | |


TH2.0 - PEZZI SPECIALI PAG. 136

TH2.0 - SPECIAL PIECES. - PIÈCES SPÉCIALES. - FORMTEILE.

ONYX



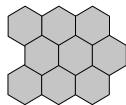
GRES PORCELLANATO COLORATO IN MASSA
 PORCELAIN STONEWARE COLOURED IN BODY
 GRÉS CÉRAMÉ COLORÉ DANS LA MASSE
 DURCHFÄRBTES FEINSTEINZEUG



EKXTREME - EKCOLLECTIONS


| | | | | | | | | | | | | | | | | |
|---|------|---|---------------|---------------------------------------|------|--|---------------|--------------------------------|---------------|-------------------------|---------------|---|-----------------------|-------------------------|-----------------------|---------------|
| | | | | | | | | | | | | | | | | |
| EKXTREME 160x320 63"x126" | | EKXTREME 120x270 48"x106" | | EKXTREME 80x160 32"x63" | | EKXTREME 120x120 48"x48" | | 60x120 24"x48" | | 80x80 32"x32" | | 60x60 24"x24" | | 30x60 12"x24" | | |
| 6 mm | | 6 mm | | 9 mm | | 9 mm | | 9 mm | | 9 mm | | 9 mm | | 9 mm | | |
| LCP | | LCP | | LCP | | LCP | | LCP | | RETT | | LCP | | LCP | | |
| WHITE GREY | BLUE | WHITE IVORY GREY JADE | BLUE BLACK | WHITE GREY | BLUE | WHITE IVORY GREY JADE | BLUE BLACK | WHITE IVORY GREY JADE | BLUE BLACK | WHITE GREY JADE | BLUE BLACK | WHITE IVORY GREY JADE BLUE BLACK | WHITE GREY JADE | BLUE BLACK | WHITE GREY JADE | BLUE BLACK |
| 173 | 174 | 166 | 167 | 162 | 163 | 160 | 162 | 153 | 155 | 146 | 148 | 157 | 149 | 150 | 149 | 150 |
| PRICE CODE / M ² | | | | | | | | | | | | | | | | |

MOSAICI - BATTISCOPIA






| | | | |
|---|---|--|---|
| MOSAICO 36 PZ 30x30 12"x12" | MOSAICO ESAGONI 26x30 10"x12" | BATTISCOPIA 6,5x120 2 ⁹ / ₁₆ "x48" | BATTISCOPIA 7,5x60 3"x24" |
| | | | |
| LCP | LCP | LCP | LCP |
| WHITE IVORY GREY JADE BLUE BLACK | WHITE IVORY GREY JADE BLUE BLACK | WHITE IVORY GREY JADE BLUE BLACK | WHITE GREY JADE BLUE BLACK |
| 117 | 128 | 127 | 107 |
| PRICE CODE / PC | | | |

PATAGONIA




GRES PORCELLANATO COLORATO IN MASSA
 PORCELAIN STONEWARE COLOURED IN BODY
 GRÉS CÉRAME COLORÉ DANS LA MASSE
 DURCHGEFÄRBTES FEINSTEINZEUG


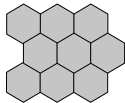




EKXTREME - EKCOLLECTIONS

| | | |
|---|---|---|
|  |  |  |
| EKXTREME 120x270 48"x106" | EKXTREME 120x120 48"x48" | 60x120 24"x48" |
| 6 mm | 9 mm | 9 mm |
| LCP | LCP | LCP |
| 166 | 160 | 153 |
| PRICE CODE / M² | | |

EKXTREME - BOOK-MATCH

| |
|---|
|  |
| EKXTREME BOOK-MATCH 120x270 48"x106" |
| 6 mm |
| LCP |
| 170 |
| PRICE CODE / M² |




MOSAICI - BATTISCOPIA

| | | |
|---|---|---|
|  |  |  |
| MOSAICO 36 PZ 30x30 12"x12" | MOSAICO ESAGONI 26x30 10"x12" | BATTISCOPIA 6,5x120 2 ¹¹ / ₁₆ "x48" |
|  |  |  |
| LCP | LCP | LCP |
| 117 | 128 | 127 |
| PRICE CODE / PC | | |



PERSIA




GRES PORCELLANATO COLORATO IN MASSA
 PORCELAIN STONEWARE COLOURED IN BODY
 GRÉS CÉRAME COLORÉ DANS LA MASSE
 DURCHGEFÄRBTES FEINSTEINZEUG



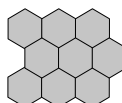



EKXTREME - EKCOLLECTIONS

| | |
|---|---|
|  |  |
| EKXTREME 120x270 48"x106" | 60x120 24"x48" |
| 6 mm | 9 mm |
| LCP | LCP |
| WHITE CREAM FERN | WHITE CREAM FERN |
| 166 | 153 |
| PRICE CODE / M² | |


EKXTREME - BOOK-MATCH

| | |
|---|----------|
| A | B |
|  | |
| EKXTREME BOOK-MATCH 120x270 48"x106" | |
| 6 mm | |
| LCP | |
| WHITE CREAM FERN | |
| 170 | |
| PRICE CODE / M² | |

MOSAICI - BATTISCOPIA

| | |
|---|--|
|  |  |
| MOSAICO ESAGONI 26x30 10"x12" | BATTISCOPIA 6,5x120 2"9/16x48" |
|  |  |
| LCP | LCP |
| WHITE CREAM FERN | WHITE CREAM FERN |
| 128 | 127 |
| PRICE CODE / PC | |

PIERRE BLACK



GRES PORCELLANATO COLORATO IN MASSA
 PORCELAIN STONEWARE COLOURED IN BODY
 GRÉS CÉRAMÉ COLORÉ DANS LA MASSE
 DURCHGEFÄRBTES FEINSTEINZEUG

EKXTREME - EKCOLLECTIONS

| | | | | | | | | | |
|---|------------|--|------------|--------------------------|------------|-------------------------|------------|-------------------------|------------|
| | | | | | | | | | |
| EKXTREME 120x270 48"x106" | | EKXTREME 120x120 48"x48" | | 60x120 24"x48" | | 60x60 24"x24" | | 30x60 12"x24" | |
| 6 mm | | 9 mm | | 9 mm | | 9 mm | | 9 mm | |
| | R9 | | R9 | | R9 | | R9 | | R9 |
| LCP | RETT | LCP | RETT | LCP | RETT | LCP | RETT | LCP | RETT |
| 167 | 161 | 162 | 155 | 155 | 148 | 150 | 141 | 150 | 139 |
| PRICE CODE / M ² | | | | | | | | | |

EKXTREME - BOOK-MATCH

| | |
|--|----------|
| A | B |
| | |
| EKXTREME BOOK-MATCH 120x270 48"x106" | |
| 6 mm | |
| LCP | |
| 171 | |
| PRICE CODE / M ² | |


MOSAICI - BATTISCOPIA

| | | | |
|---|---|---|---|
| | | | |
| MOSAICO 36 PZ 30x30 12"x12" | MOSAICO ESAGONI 26x30 10"x12" | BATTISCOPIA 6,5x120 2 ¹³ / ₁₆ "x48" | BATTISCOPIA 7,5x60 3"x24" |
| | | | |
| LCP | LCP | LCP | LCP RETT |
| 117 | 128 | 127 | 107 106 |
| PRICE CODE / PC | | | |

PIETRAGREY



GRES PORCELLANATO COLORATO IN MASSA
 PORCELAIN STONEWARE COLOURED IN BODY
 GRÉS CÉRAMÉ COLORÉ DANS LA MASSE
 DURCHGEFÄRBTES FEINSTEINZEUG



EKXTREME - EKCOLLECTIONS

| | | | | | | | | | |
|---|-----------------------|--|-----------------------|--------------------------|-----------------------|-------------------------|-----------------------|-------------------------|-----------------------|
| | | | | | | | | | |
| EKXTREME 120x270 48"x106" | | EKXTREME 120x120 48"x48" | | 60x120 24"x48" | | 60x60 24"x24" | | 30x60 12"x24" | |
| 6 mm | | 9 mm | | 9 mm | | 9 mm | | 9 mm | |
| | R9 | | R9 | | R9 | | R9 | | R9 |
| LCP | RETT | LCP | RETT | LCP | RETT | LCP | RETT | LCP | RETT |
| WHITE TAUPE FOG | WHITE TAUPE FOG | WHITE TAUPE FOG | WHITE TAUPE FOG | WHITE TAUPE FOG | WHITE TAUPE FOG | WHITE TAUPE FOG | WHITE TAUPE FOG | WHITE TAUPE FOG | WHITE TAUPE FOG |
| 166 | 159 | 160 | 153 | 153 | 144 | 149 | 139 | 149 | 137 |
| PRICE CODE / M ² | | | | | | | | | |

MOSAICI - BATTISCOPIA




| | | |
|---|--|---|
| MOSAICO 36 PZ 30x30 12"x12" | BATTISCOPIA 6,5x120 2 ⁹ / ₁₆ "x48" | BATTISCOPIA 7,5x60 3"x24" |
| | | |
| NAT | RETT | LCP |
| WHITE TAUPE FOG | WHITE TAUPE FOG | WHITE TAUPE FOG |
| 110 | 120 | 107 |
| PRICE CODE / PC | | |

SAHARA NOIR



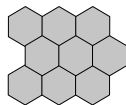
GRES PORCELLANATO COLORATO IN MASSA
 PORCELAIN STONEWARE COLOURED IN BODY
 GRÉS CÉRAME COLORÉ DANS LA MASSE
 DURCHGEFÄRBTES FEINSTEINZEUG



EKXTREME - EKCOLLECTIONS

| | | | | | | | | | | | |
|---|-------|---|-------|---------------------------------------|-------|--|-------|--------------------------|-------|-------------------------|-------|
| | | | | | | | | | | | |
| EKXTREME 160x320 63"x126" | | EKXTREME 120x270 48"x106" | | EKXTREME 80x160 32"x63" | | EKXTREME 120x120 48"x48" | | 60x120 24"x48" | | 60x60 24"x24" | |
| 6 mm | | 6 mm | | 9 mm | | 9 mm | | 9 mm | | 9 mm | |
| | | R9 | | | | R9 | | | | R9 | |
| LCP | | LCP | | RETT | | LCP | | LCP | | RETT | |
| WHITE | BLACK | WHITE | BLACK | WHITE | BLACK | WHITE | BLACK | WHITE | BLACK | WHITE | BLACK |
| 173 | 174 | 166 | 167 | 159 | 161 | 162 | 163 | 160 | 162 | 153 | 155 |
| 153 | 155 | 153 | 155 | 146 | 148 | 149 | 150 | 140 | 141 | | |
| PRICE CODE / M ² | | | | | | | | | | | |

MOSAICI - BATTISCOPA




| | | | | | |
|--|----------------|--|--|--|----------------|
| MOSAICO 36 PZ 30x30 12"x12" | | MOSAICO ESAGONI 26x30 10"x12" | | BATTISCOPA 6,5x120 2 ¹⁰ / ₁₆ x48" | |
| | | | | | |
| LCP | NAT | NAT | | LCP | RETT |
| WHITE BLACK | WHITE BLACK | WHITE BLACK | | WHITE BLACK | WHITE BLACK |
| 117 | 110 | 122 | | 127 | 120 |
| PRICE CODE / PC | | | | | |


STATUARIO SKY



GRES PORCELLANATO COLORATO IN MASSA
 PORCELAIN STONEWARE COLOURED IN BODY
 GRÉS CÉRAMÉ COLORÉ DANS LA MASSE
 DURCHGEFÄRBTES FEINSTEINZEUG

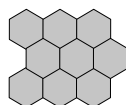


EKXTREME - EKCOLLECTIONS



| | | | | | | | | | |
|---|--|--|--|--------------------------|--|-------------------------|--|-------------------------|--|
| EKXTREME 120x270 48"x106" | | EKXTREME 120x120 48"x48" | | 60x120 24"x48" | | 60x60 24"x24" | | 30x60 12"x24" | |
| 6 mm | | 9 mm | | 9 mm | | 9 mm | | 9 mm | |
| | | | | R9 | | R9 | | R9 | |
| LCP | | LCP | | LCP | | RETT | | LCP | |
| 166 | | 160 | | 153 | | 146 | | 149 | |
| PRICE CODE / M ² | | | | | | | | | |

MOSAICI - BATTISCOPA

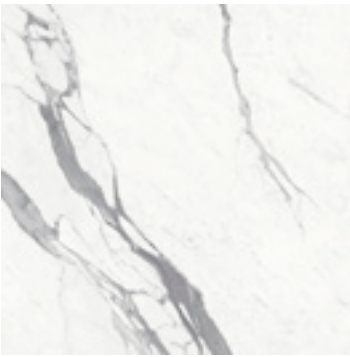


| | | | |
|---|---|---|--|
| MOSAICO 36 PZ 30x30 12"x12" | MOSAICO ESAGONI 26x30 10"x12" | BATTISCOPA 6,5x120 2 ⁹ / ₁₆ "x48" | BATTISCOPA 7,5x60 3"x24" |
| | | | |
| LCP | LCP | LCP | LCP |
| 117 | 128 | 127 | 107 |
| PRICE CODE / PC | | | |

STATUARIO SUPERIORE



GRES PORCELLANATO COLORATO IN MASSA
 PORCELAIN STONEWARE COLOURED IN BODY
 GRÈS CÉRAME COLORÉ DANS LA MASSE
 DURCHFÄRBTES FEINSTEINZEUG



EKXTREME - EKCOLLECTIONS

| | | | | | | | | | | | |
|---|------------|--|------------|--------------------------|------------|-------------------------|------------|-------------------------|------------|-------------------------|------------|
| | | | | | | | | | | | |
| EKXTREME 120x270 48"x106" | | EKXTREME 120x120 48"x48" | | 60x120 24"x48" | | 80x80 32"x32" | | 60x60 24"x24" | | 30x60 12"x24" | |
| 6 mm | | 9 mm | | 9 mm | | 9 mm | | 9 mm | | 9 mm | |
| | R9 | | R9 | | R9 | | R9 | | R9 | | R9 |
| LCP | RETT | LCP | RETT | LCP | RETT | LCP | RETT | LCP | RETT | LCP | RETT |
| 166 | 159 | 160 | 153 | 153 | 146 | 157 | 146 | 149 | 140 | 149 | 137 |
| PRICE CODE / M ² | | | | | | | | | | | |

EKXTREME - BOOK-MATCH

| | |
|--|----------|
| A | B |
| | |
| EKXTREME BOOK-MATCH 120x270 48"x106" | |
| 6 mm | |
| LCP | |
| 170 | |
| PRICE CODE / M ² | |

MOSAICI - BATTISCOPIA





| | | | | |
|---|------------|--|---|---|
| | | | | |
| MOSAICO ESAGONI 26x30 10"x12" | | BATTISCOPIA 6,5x120 2" ⁹ /16"x48" | BATTISCOPIA 7,5x60 3"x24" | BATTISCOPIA 7,5x80 3"x32" |
| | | | | |
| LCP | NAT | LCP | LCP | RETT |
| 128 | 122 | 127 | 107 | 109 |
| PRICE CODE / PC | | | | |

SUPERWHITE





GRES PORCELLANATO COLORATO IN MASSA
 PORCELAIN STONEWARE COLOURED IN BODY
 GRÉS CÉRAMÉ COLORÉ DANS LA MASSE
 DURCHGEFÄRBTES FEINSTEINZEUG


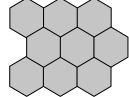




EKXTREME - EKCOLLECTIONS

| | | | |
|---|---|---|---|
|  |  |  |  |
| EKXTREME 120x270 48"x106" | EKXTREME 120x120 48"x48" | 60x120 24"x48" | 60x60 24"x24" |
| 6 mm | 9 mm | | 9 mm |
| | R9 | R9 | R9 |
| LCP | LCP | RETT | RETT |
| 166 | 160 | 153 | 146 |
| PRICE CODE / M² | | | |

EKXTREME - BOOK-MATCH

| | |
|---|---|
| A | B |
|  |  |
| EKXTREME BOOK-MATCH 120x270 48"x106" | |
| 6 mm | |
| LCP | |
| 170 | |
| PRICE CODE / M² | |




MOSAICI - BATTISCOPIA

| | | |
|---|---|--|
|  |  |  |
| MOSAICO 36 PZ 30x30 12"x12" | MOSAICO ESAGONI 26x30 10"x12" | BATTISCOPIA 6,5x120 2 5/8"x48" |
|  |  |  |
| LCP | LCP | LCP |
| 117 | 128 | 127 |
| PRICE CODE / PC | | |


THUNDER



GRES PORCELLANATO COLORATO IN MASSA
 PORCELAIN STONEWARE COLOURED IN BODY
 GRES CERAME COLORE DANS LA MASSE
 DURCHGEFÄRBTES FEINSTEINZEUG




EKXTREME - EKCOLLECTIONS



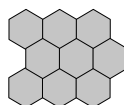
| EKXTREME 120x270 48"x106" | | EKXTREME 120x120 48"x48" | | 60x120 24"x48" | | | | | | | |
|---------------------------------|------|--------------------------------|------|-------------------|------|-----------------|------|-----------------|------|-----------------|------|
| 6 mm | | 9 mm | | 9 mm | | | | | | | |
| R9 | | R9 | | R9 | | | | | | | |
| LCP | | RETT | | LCP | | RETT | | LCP | | RETT | |
| CLANG RUMBLE | ROAR | CLANG RUMBLE | ROAR | CLANG RUMBLE | ROAR | CLANG RUMBLE | ROAR | CLANG RUMBLE | ROAR | CLANG RUMBLE | ROAR |
| 167 | 166 | 161 | 159 | 162 | 160 | 155 | 153 | 155 | 153 | 148 | 146 |
| PRICE CODE / M ² | | | | | | | | | | | |

EKXTREME - BOOK-MATCH




| EKXTREME BOOK-MATCH 120x270 48"x106" | |
|--|------|
| 6 mm | |
| LCP | |
| CLANG RUMBLE | ROAR |
| 171 | 170 |
| PRICE CODE / M ² | |

MOSAICI - BATTISCOPIA







| MOSAICO 36 PZ 30x30 12"x12" | MOSAICO ESAGONI 26x30 10"x12" | BATTISCOPIA 6,5x120 2 ⁹ / ₁₆ x48" |
|-----------------------------------|-------------------------------------|---|
| 7 | 7 | 10 |
| LCP | LCP | LCP |
| ROAR CLANG RUMBLE | ROAR CLANG RUMBLE | ROAR CLANG RUMBLE |
| 117 | 128 | 127 |
| PRICE CODE / PC | | |

VERDE ALPI

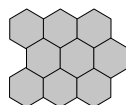






GRES PORCELLANATO COLORATO IN MASSA
 PORCELAIN STONEWARE COLOURED IN BODY
 GRÉS CÉRAMÉ COLORÉ DANS LA MASSE
 DURCHGEFÄRBTES FEINSTEINZEUG

EKXTREME - EKCOLLECTIONS

| | | | |
|---|---|---|---|
|  |  |  |  |
| EKXTREME 120x270 48"x106" | EKXTREME 120x120 48"x48" | 60x120 24"x48" | 60x60 24"x24" |
| 6 mm | 9 mm | 9 mm | 9 mm |
| | | | R9 |
| LCP | LCP | LCP | RETT |
| 167 | 162 | 155 | 148 |
| PRICE CODE / M² | | | |

MOSAICI - BATTISCOPIA



| | | | |
|---|---|---|---|
| MOSAICO 36 PZ 30x30 12"x12" | MOSAICO ESAGONI 26x30 10"x12" | BATTISCOPIA 6,5x120 2 ⁵ / ₁₆ "x48" | BATTISCOPIA 7,5x60 3"x24" |
|  |  |  |  |
| LCP | LCP | LCP | LCP |
| 117 | 128 | 127 | 107 |
| PRICE CODE / PC | | | |










THE
STONE
STYLE

INDICE PER FORMATO

SIZE INDEX

INDEX PAR FORMAT

INDEX NACH FORMAT

| | | | | | | |
|--|--|--|---|---|--|---|
|  |  |  |  |  |  |  |
| 163x324 64"x127" | 120x270 48"x106" | 120x120 48"x48" | 60x120 24"x48" | 80x80 32"x32" | 60x60 24"x24" | 30x60 12"x24" |
| AURA 112 CEPPO DI GRÈ 112 | AGATHÒS 70 AURA 71 CARDOSIA 73 CEPPO DI GRÈ 74 SPARK 87 SUNSTONE 88 | AGATHÒS 70 CARDOSIA 73 CEPPO DI GRÈ 74 HARDSTONE 76 MEDLEY 78 SUNSTONE 88 | AGATHÒS 70 AURA 71 CARDOSIA 73 CEPPO DI GRÈ 74 LOOP 77 MEDLEY 78 PENNSLATE 80 RUSHMORE 85 SPARK 87 SUNSTONE 88 | CEPPO DI GRÈ 74 HARDSTONE 76 | AGATHÒS 70 CEPPO DI GRÈ 74 HARDSTONE 76 MEDLEY 78 PENNSLATE 80 RUSHMORE 85 SPARK 87 SUNSTONE 88 | AGATHÒS 70 CEPPO DI GRÈ 74 PENNSLATE 80 RUSHMORE 85 SPARK 87 TOP STONE 89 |
| | | | | | 61,5x61,5 24"x24" | 30,8x61,5 12"x24" |
| | | | | | SUNSTONE 88 | FITCH 75 LOOP 77 MOONSTONE 79 PIASENTINA 81 PIETRA DI VALS 82 PORFIDO 83 SIERRA 86 SUNSTONE 88 TOP STONE 89 URANO 91 UTAH 92 VALMALENCO 93 |

THE STONE STYLE



15x30
6"x12"


PIASENTINA 81
PIETRA DI VALS 82
PORFIDO 83
QUARZI 84
URANO 91



9,9x30,2
4"x12"

AGATHÔS 70

TH2.0



120x120
48"x48"

BASALTINA 72
CEPPO DI GRÈ 74
HARDSTONE 76
LOOP 77
PIETRA DI VALS 82
SUNSTONE 88

TH2.0



60x120
24"x48"

AGATHÔS 70
AURA 71
BASALTINA 72
BASALTINA 74
CEPPO DI GRÈ 74
LOOP 77
MOONSTONE 79
PENNSLATE 80
PIETRA DI VALS 82
RUSHMORE 85
SPARK 87
SUNSTONE 88
UNIKA 90
URANO 91

TH2.0



60x90
24"x36"

AURA 71
BASALTINA 72
PENNSLATE 80
PIETRA DI VALS 82
RUSHMORE 85
SUNSTONE 88
URANO 91

TH2.0



80x80
32"x32"

CEPPO DI GRÈ 74
HARDSTONE 76
PIETRA DI VALS 82
SPARK 87

TH2.0













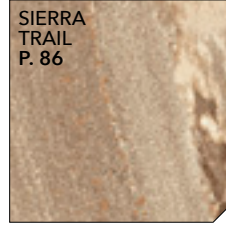





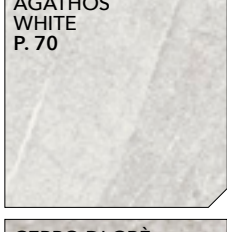


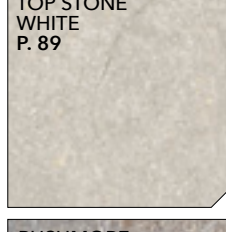


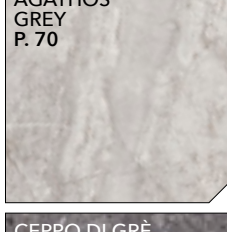










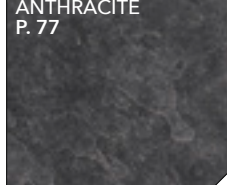






60x60
24"x24"

AGATHÔS 70
AURA 71
BASALTINA 72
CEPPO DI GRÈ 74
HARDSTONE 76
LOOP 77
MOONSTONE 79
PENNSLATE 80
PIETRA DI VALS 82
RUSHMORE 85
SPARK 87
SUNSTONE 88
UNIKA 90
URANO 91


INDICE PER COLORE

COLOUR INDEX
INDEX PAR COULEUR
INDEX NACH FARBE

| | | | | | | |
|--|--|--|---|---|--|--|
|  <p>MEDLEY WHITE P. 78</p> |  <p>MEDLEY CREAM P. 78</p> |  <p>UTAH GLACIER P. 92</p> |  <p>SUNSTONE BAUGI P. 88</p> |  <p>SUNSTONE FREYA P. 88</p> |  <p>VALMALENCO CORMOR P. 93</p> |  <p>LOOP BEIGE P. 77</p> |
|  <p>MOONSTONE CREAM P. 79</p> |  <p>FITCH GOLD P. 75</p> |  <p>TOP STONE BEIGE P. 89</p> |  <p>URANO PANNA P. 91</p> |  <p>FITCH CLOUD P. 75</p> |  <p>SPARK WARM P. 87</p> |  <p>SIERRA TRAIL P. 86</p> |
|  <p>URANO BEIGE P. 91</p> |  <p>UTAH GRANITE P. 92</p> |  <p>AGATHÒS MULTICOLOR P. 70</p> |  <p>VALMALENCO FORASCO P. 93</p> |  <p>SIERRA MEADOW P. 86</p> |  <p>PORFIDO P. 83</p> |  <p>FITCH RAINBOW P. 75</p> |
|  <p>AGATHÒS WHITE P. 70</p> |  <p>CARDOSIA WHITE P. 73</p> |  <p>SPARK BLUE P. 87</p> |  <p>SIERRA SUMMIT P. 86</p> |  <p>TOP STONE WHITE P. 89</p> |  <p>PIETRA DI VALS WHITE P. 82</p> |  <p>URANO BIANCO P. 91</p> |
|  <p>CEPPO DI GRÈ WHITE P. 74</p> |  <p>AGATHÒS GREY P. 70</p> |  <p>SPARK WHITE P. 87</p> |  <p>BASALTINA GREY P. 72</p> |  <p>RUSHMORE GREY P. 85</p> |  <p>VALMALENCO ANTOGNASCO P. 93</p> |  <p>CEPPO DI GRÈ GREY P. 74</p> |
|  <p>SUNSTONE GROA P. 88</p> |  <p>CEPPO DI GRÈ ANTHRACITE P. 74</p> |  <p>SIERRA BOULDER P. 86</p> |  <p>SPARK GREY P. 87</p> |  <p>CARDOSIA GREY P. 73</p> |  <p>PIETRA DI VALS GREY P. 82</p> |  <p>HARDSTONE LIGHT P. 76</p> |
|  <p>HARDSTONE DARK P. 76</p> |  <p>LOOP ANTHRACITE P. 77</p> |  <p>MOONSTONE BLACK P. 79</p> |  <p>CARDOSIA ANTHRACITE P. 73</p> |  <p>VALMALENCO NEVASCO P. 93</p> |  <p>SUNSTONE NORNE P. 88</p> |  <p>UTAH SLATE P. 92</p> |

THE STONE STYLE

STONE



AGATHÒS



GRES PORCELLANATO COLORATO IN MASSA
 PORCELAIN STONEWARE COLOURED IN BODY
 GRÉS CÉRAME COLORÉ DANS LA MASSE
 DURCHFÄRBARTES FEINSTEINZEUG



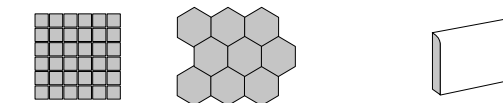
EKXTREME - EKCOLLECTIONS

| | | | | | |
|---|---|---|---|---|---|
| | | | | | |
| EKXTREME 120x270 48"x106" | EKXTREME 120x120 48"x48" | 60x120 24"x48" | 60x60 24"x24" | 30x60 12"x24" | 9,9x30,2 4"x12" |
| 6 mm | 9 mm | 9 mm | 9 mm | 9 mm | 9 mm |
| R10 | R10 | R10 | R10 | R10 | R10 |
| RETT | RETT | RETT | RETT | RETT | RETT |
| WHITE GREY MULTICOLOR ANTHRACITE | WHITE GREY MULTICOLOR ANTHRACITE | WHITE GREY MULTICOLOR ANTHRACITE | WHITE GREY MULTICOLOR ANTHRACITE | WHITE GREY MULTICOLOR ANTHRACITE | WHITE GREY MULTICOLOR ANTHRACITE |
| 159 | 153 | 144 | 139 | 137 | 152 |
| PRICE CODE / M ² | | | | | |

TH2.0 - OUTDOOR

| | |
|---|---|
| | |
| 60x120 24"x48" | 60x60 24"x24" |
| TH2.0 20 mm | TH2.0 20 mm |
| R11 | R11 |
| RETT | RETT |
| WHITE GREY MULTICOLOR ANTHRACITE | WHITE GREY MULTICOLOR ANTHRACITE |
| 155 | 151 |
| PRICE CODE / M ² | |

MOSAICI - BATTISCOPIA



| | | | | |
|---|---|---|---|---|
| | | | | |
| MOSAICO 36 PZ 30x30 12"x12" | MOSAICO ESAGONI 26x30 10"x12" | BATTISCOPIA 6,5x120 2" ⁹ /16x48" | BATTISCOPIA 7,5x60 3"x24" | BATTISCOPIA 7,5x30 3"x12" |
| | | | | |
| NAT | NAT | RETT | RETT | RETT |
| WHITE GREY MULTICOLOR ANTHRACITE | WHITE GREY MULTICOLOR ANTHRACITE | WHITE GREY MULTICOLOR ANTHRACITE | WHITE GREY MULTICOLOR ANTHRACITE | WHITE GREY MULTICOLOR ANTHRACITE |
| 110 | 122 | 120 | 106 | 102 |
| PRICE CODE / PC | | | | |


TH2.0 - PEZZI SPECIALI PAG. 138

TH2.0 - SPECIAL PIECES. - PIÈCES SPÉCIALES. - FORMTEILE.


AURA



GRES PORCELLANATO COLORATO IN MASSA
PORCELAIN STONEWARE COLOURED IN BODY
GRES CÉRAMÉ COLORÉ DANS LA MASSE
DURCHGEFÄRBTES FEINSTEINZEUG



EKXTREME - EKCOLLECTIONS



| | | |
|---|----------------------------|--------------------------------|
| EKXTREME 120x270 48"x106" | 60x120 24"x48" | |
| 6 mm | 9 mm | |
| R10 | R10 | R11 |
| RETT | RETT | OUTDOOR STRUTTURATO |
| LIGHT GREY GREY | LIGHT GREY GREY | LIGHT GREY GREY |
| 159 | 144 | 145 |
| PRICE CODE / M² | | |

TH2.0 - OUTDOOR



| | | |
|-----------------------------------|------------------------------|------------------------------|
| 60x120 24"x48" | 60x90 24"x36" | 60x60 24"x24" |
| TH2.0 20 mm | TH2.0 20 mm | TH2.0 20 mm |
| R11 | R11 | R11 |
| RETT | RETT | RETT |
| LIGHT GREY GREY | LIGHT GREY GREY | LIGHT GREY GREY |
| 155 | 157 | 151 |
| PRICE CODE / M² | | |

BATTISCOPA



| |
|---|
| BATTISCOPA 6,5x120 2 ⁹ / ₁₆ "x48" |
| |
| RETT |
| LIGHT GREY GREY |
| 120 |
| PRICE CODE / PC |

EKXTREME TOP SOLUTION PAG. 112

TH2.0 - PEZZI SPECIALI PAG. 138


TH2.0 - SPECIAL PIECES. - PIÈCES SPÉCIALES. - FORMTEILE.

STONE



BASALTINA




GRES PORCELLANATO COLORATO IN MASSA
 PORCELAIN STONEWARE COLOURED IN BODY
 GRÈS CÉRAMÉ COLORÉ DANS LA MASSE
 DURCHGEFÄRBTES FEINSTEINZEUG



TH2.0 - OUTDOOR

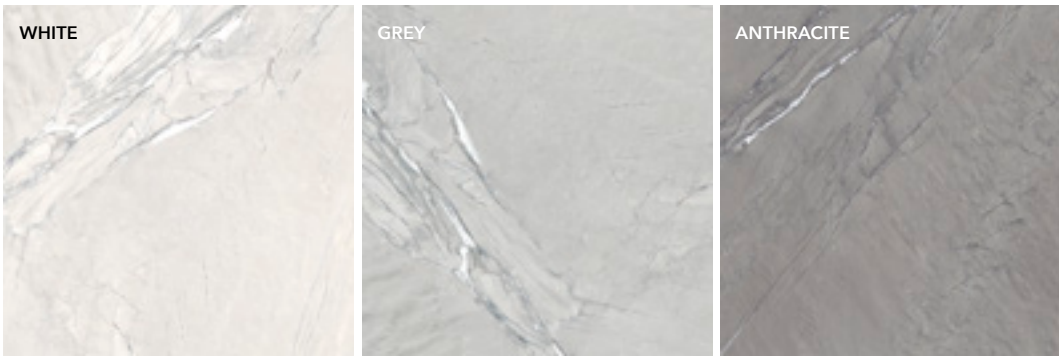


| | | | |
|-----------------------------|--------------------------|-------------------------|---|
| 120x120 48"x48" | 60x120 24"x48" | 60x90 24"x36" | 60x60 24"x24" |
| TH2.0 20 mm | TH2.0 20 mm | TH2.0 20 mm | TH2.0 20 mm |
| R11 | R11 | R11 | R11 |
| RETT | RETT | RETT | RETT |
| GREY PIOMBO | GREY PIOMBO | GREY PIOMBO |  UPEC.F+ GREY PIOMBO |
| 165 | 155 | 157 | 151 |
| PRICE CODE / M ² | | | |


CARDOSIA



GRES PORCELLANATO COLORATO IN MASSA
 PORCELAIN STONEWARE COLOURED IN BODY
 GRÉS CÉRAME COLORÉ DANS LA MASSE
 DURCHGEFÄRBTES FEINSTEINZEUG



EKXTREME - EKCOLLECTIONS



| | | |
|---|--|-----------------------------|
| EKXTREME 120x270 48"x106" | EKXTREME 120x120 48"x48" | 60x120 24"x48" |
| 6 mm | 9 mm | 9 mm |
| R10 | R10 | R10 |
| RETT | RETT | RETT |
| WHITE GREY ANTHRACITE | WHITE GREY ANTHRACITE | WHITE GREY ANTHRACITE |
| 162 | 156 | 148 |
| PRICE CODE / M² | | |

BATTISCOPIA



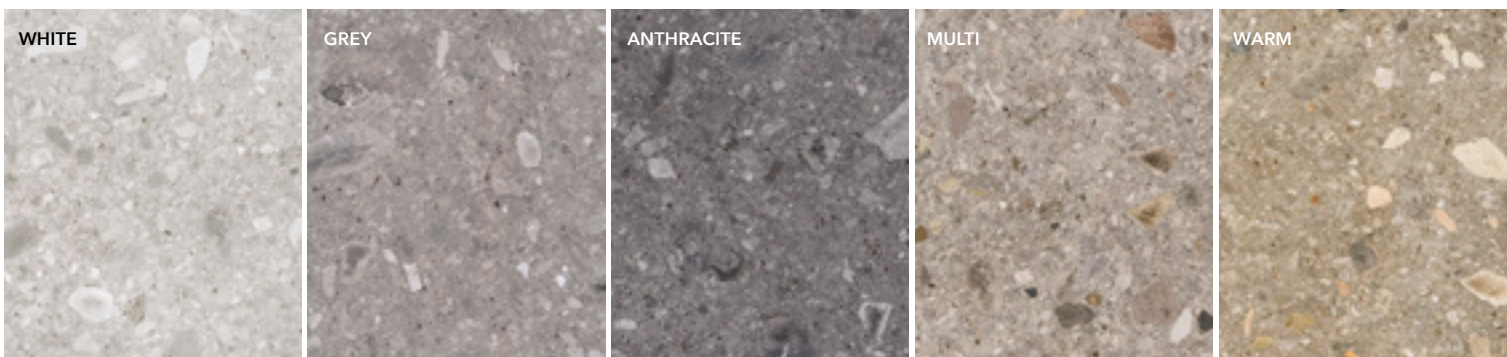
| |
|---|
| BATTISCOPIA 6,5x120 2 ⁹ / ₁₆ x48" |
| |
| RETT |
| WHITE GREY ANTHRACITE |
| 120 |
| PRICE CODE / PC |

STONE

CEPPO DI GRÈ



GRES PORCELLANATO COLORATO IN MASSA
 PORCELAIN STONEWARE COLOURED IN BODY
 GRÈS CÉRAME COLORÉ DANS LA MASSE
 DURCHFARBTES FEINSTEINZEUG



EKXTREME - EKCOLLECTIONS

| | | | | | | | |
|---|--|--|--|--|--|--|--|
| | | | | | | | |
| EKXTREME 120x270 48"x106" | EKXTREME 120x120 48"x48" | | 60x120 24"x48" | | 80x80 32"x32" | 60x60 24"x24" | 30x60 12"x24" |
| 6 mm | 9 mm | | 9 mm | 9 mm | 9 mm | 9 mm | 9 mm |
| R10 | R10 | R11 | R10 | R11 | R10 | R10 | R10 |
| RETT | RETT | SABB | RETT | SABB | RETT | RETT | RETT |
| WHITE GREY ANTHRACITE MULTI WARM | WHITE GREY ANTHRACITE MULTI WARM | WHITE GREY ANTHRACITE MULTI WARM | WHITE GREY ANTHRACITE MULTI WARM | WHITE GREY ANTHRACITE MULTI WARM | WHITE GREY ANTHRACITE MULTI WARM | WHITE GREY ANTHRACITE MULTI WARM | WHITE GREY ANTHRACITE MULTI WARM |
| 159 | 153 | 154 | 144 | 145 | 146 | 139 | 137 |
| PRICE CODE / M ² | | | | | | | |

TH2.0 - OUTDOOR

| | | | | |
|--|--|--|-------------------------|-----------------------------|
| | | | | |
| 120x120 48"x48" | 60x120 24"x48" | 80x80 32"x32" | 60x60 24"x24" | |
| TH2.0 20 mm | TH2.0 20 mm | TH2.0 20 mm | TH2.0 20 mm | |
| R11 | R11 | R11 | R11 | |
| RETT | RETT | RETT | RETT | |
| WHITE GREY ANTHRACITE MULTI WARM | WHITE GREY ANTHRACITE MULTI WARM | WHITE GREY ANTHRACITE MULTI WARM | MULTI WARM | WHITE GREY ANTHRACITE |
| 165 | 155 | 156 | 151 | |
| PRICE CODE / M ² | | | | |

BATTISCOPIA

| | | |
|--|---|---|
| | | |
| BATTISCOPIA 6,5x120 2 ⁵ / ₈ "/16x48" | BATTISCOPIA 7,5x80 3"x32" | BATTISCOPIA 7,5x60 3"x24" |
| 10 | 10 | 12 |
| RETT | RETT | RETT |
| WHITE GREY ANTHRACITE MULTI WARM | WHITE GREY ANTHRACITE MULTI WARM | WHITE GREY ANTHRACITE MULTI WARM |
| 120 | 109 | 106 |
| PRICE CODE / PC | | |

EKXTREME TOP SOLUTION PAG. 112


TH2.0 - PEZZI SPECIALI PAG. 138

TH2.0 - SPECIAL PIECES. - PIÈCES SPÉCIALES. - FORMTEILE.

FITCH



GRES PORCELLANATO COLORATO IN MASSA
 PORCELAIN STONEWARE COLOURED IN BODY
 GRÉS CÉRAMÉ COLORÉ DANS LA MASSE
 DURCHGEFÄRBTES FEINSTEINZEUG



EKCOLLECTIONS

| |
|----------------------------------|
| |
| 30,8x61,5 12"x24" |
| 9 mm |
| R9 |
| NAT |
| CLOUD FAWN GOLD RAINBOW |
| 131 |
| PRICE CODE / M ² |

MOSAICI - BATTISCOPIA




| | |
|--|--|
| MOSAICO 36 PZ 30x30 12"x12" | BATTISCOPIA 7,5x61,5 3"x24" |
| | |
| NAT | NAT |
| CLOUD FAWN GOLD RAINBOW | CLOUD FAWN GOLD RAINBOW |
| 110 | 105 |
| PRICE CODE / PC | |

STONE

HARDSTONE



GRES PORCELLANATO COLORATO IN MASSA
 PORCELAIN STONEWARE COLOURED IN BODY
 GRÉS CÉRAMÉ COLORÉ DANS LA MASSE
 DURCHGEFÄRBTES FEINSTEINZEUG



EKXTREME - EKCOLLECTIONS

| | | |
|--|-------------------------|-------------------------|
| | | |
| EKXTREME 120x120 48"x48" | 80x80 32"x32" | 60x60 24"x24" |
| 9 mm | 9 mm | 9 mm |
| R10 | R10 | R10 |
| RETT | RETT | RETT |
| LIGHT DARK | LIGHT DARK | LIGHT DARK |
| 153 | 146 | 139 |
| PRICE CODE / M ² | | |

TH2.0 - OUTDOOR

| | | |
|------------------------------|------------------------------|------------------------------|
| | | |
| 120x120 48"x48" | 80x80 32"x32" | 60x60 24"x24" |
| TH2.0 20 mm | TH2.0 20 mm | TH2.0 20 mm |
| R11 | R11 | R11 |
| RETT | RETT | RETT |
| LIGHT DARK | LIGHT DARK | LIGHT DARK |
| 165 | 156 | 151 |
| PRICE CODE / M ² | | |

MOSAICI - BATTISCOPA


| | | | |
|---|---|--|--|
| | | | |
| MOSAICO 36 PZ 30x30 12"x12" | MOSAICO ESAGONI 26x30 10"x12" | BATTISCOPA 7,5x80 3"x32" | BATTISCOPA 7,5x60 3"x24" |
| | | | |
| NAT | NAT | RETT | RETT |
| LIGHT DARK | LIGHT DARK | LIGHT DARK | LIGHT DARK |
| 110 | 122 | 109 | 106 |
| PRICE CODE / PC | | | |

TH2.0 - PEZZI SPECIALI PAG. 138
 TH2.0 - SPECIAL PIECES. - PIÈCES SPÉCIALES. - FORMTEILE.



LOOP







GRES PORCELLANATO COLORATO IN MASSA
 PORCELAIN STONEWARE COLOURED IN BODY
 GRÉS CÉRAMÉ COLORÉ DANS LA MASSE
 DURCHGEFÄRBTES FEINSTEINZEUG




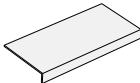



EKCOLLECTIONS

| | | | |
|---|--------------------------------------|---|--------------------------------------|
|  | |  | |
| 60x120 24"x48" | | 30,8x61,5 12"x24" | |
| 9 mm | | 9 mm | |
| R10 | R11 | R10 | R11 |
| RETT | SABB | NAT / PROJECT | OUTDOOR STRUTTURATO |
| WHITE BEIGE GREY ANTHRACITE | WHITE BEIGE GREY ANTHRACITE | WHITE BEIGE GREY ANTHRACITE | WHITE BEIGE GREY ANTHRACITE |
| 144 | 145 | 131 | 135 |
| PRICE CODE / M ² | | | |

TH2.0 - OUTDOOR

| | | |
|---|---|---|
|  |  |  |
| 120x120 48"x48" | 60x120 24"x48" | 60x60 24"x24" |
| TH2.0 20 mm | TH2.0 20 mm | TH2.0 20 mm |
| R11 | R11 | R11 |
| RETT | RETT | RETT |
| GREY ANTHRACITE | GREY ANTHRACITE |  GREY ANTHRACITE |
| 165 | 155 | 151 |
| PRICE CODE / M ² | | |

BATTISCOPIA - PEZZI SPECIALI

| | | |
|---|---|---|
|  |  | |
| BATTISCOPIA 7,5x61,5 3"x24" | ELEMENTO A "L" INCOLLATO 30,8x61,5x5 12"x24" x2" | |
| | R10 | R11 |
|  |  |  |
| NAT / PROJECT | NAT | NAT |
| WHITE BEIGE GREY ANTHRACITE | WHITE BEIGE GREY ANTHRACITE | WHITE BEIGE GREY ANTHRACITE |
| 105 | 126 | 128 |
| PRICE CODE / PC | | |

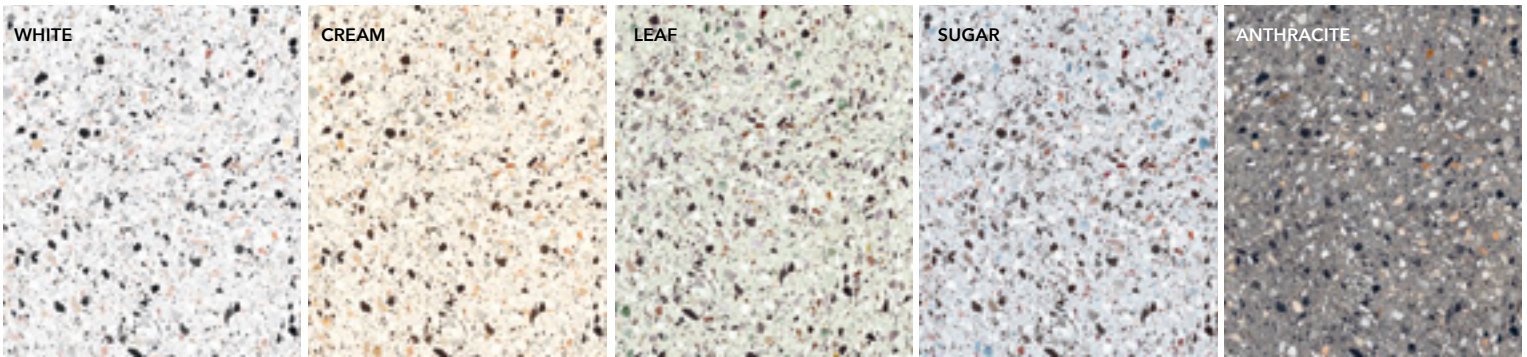
TH2.0 - PEZZI SPECIALI PAG. 138

TH2.0 - SPECIAL PIECES. - PIÈCES SPÉCIALES. - FORMTEILE.




MEDLEY







GRES PORCELLANATO COLORATO IN MASSA
 PORCELAIN STONEWARE COLOURED IN BODY
 GRÉS CÉRAMÉ COLORÉ DANS LA MASSE
 DURCHGEFÄRBTES FEINSTEINZEUG



EKXTREME - EKCOLLECTIONS

| | | |
|---|---|---|
|  |  |  |
| EKXTREME 120x120 48"x48" | 60x120 24"x48" | 60x60 24"x24" |
| 9 mm | 9 mm | 9 mm |
| R10 | R10 | R10 |
| RETT | RETT | RETT |
| WHITE CREAM LEAF SUGAR ANTHRACITE | WHITE CREAM LEAF SUGAR ANTHRACITE | WHITE CREAM LEAF SUGAR ANTHRACITE |
| 153 | 144 | 139 |
| PRICE CODE / M² | | |


MOSAICI - BATTISCOPIA

| | |
|---|---|
|  |  |
| MOSAICO 36 PZ 30x30 12"x12" | BATTISCOPIA 7,5x60 3"x24" |
|  |  |
| NAT | RETT |
| WHITE CREAM LEAF SUGAR ANTHRACITE | WHITE CREAM LEAF SUGAR ANTHRACITE |
| 110 | 106 |
| PRICE CODE / PC | |


MOONSTONE






GRES PORCELLANATO COLORATO IN MASSA
 PORCELAIN STONEWARE COLOURED IN BODY
 GRÉS CÉRAMÉ COLORÉ DANS LA MASSE
 DURCHGEFÄRBTES FEINSTEINZEUG





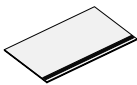



EKCOLLECTIONS

| |
|---|
|  |
| 30,8x61,5 12"x24" |
| 9 mm |
| R10 |
| NAT |
| CREAM BEIGE BROWN GREY PIOMBO BLACK |
| 131 |
| PRICE CODE / M ² |

TH2.0 - OUTDOOR

| | |
|---|--|
|  |  |
| 60x120 24"x48" | 60x60 24"x24" |
| TH2.0 20 mm | TH2.0 20 mm |
| R11 | R11 |
| RETT | RETT |
| CREAM GREY | CREAM  GREY |
| 155 | 151 |
| PRICE CODE / M ² | |

MOSAICI - BATTISCOPA - PEZZI SPECIALI

| | | |
|---|---|---|
|  |  |  |
| MOSAICO 36 PZ 30x30 12"x12" | BATTISCOPA 7,5x61,5 3"x24" | GRADINO 30,8x61,5 12"x24" |
|  |  |  |
| NAT | NAT | NAT |
| CREAM BEIGE BROWN GREY PIOMBO BLACK | CREAM BEIGE BROWN GREY PIOMBO BLACK | CREAM BEIGE BROWN GREY PIOMBO BLACK |
| 110 | 105 | 120 |
| PRICE CODE / PC | | |

TH2.0 - PEZZI SPECIALI PAG. 138

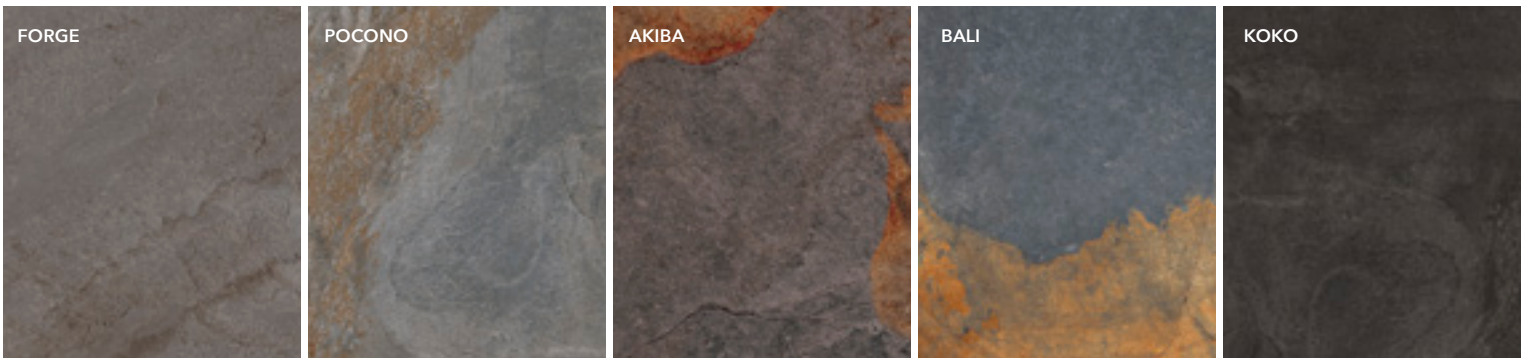
TH2.0 - SPECIAL PIECES. - PIÈCES SPÉCIALES. - FORMTEILE.

STONE

PENNSLATE



GRES PORCELLANATO COLORATO IN MASSA
 PORCELAIN STONEWARE COLOURED IN BODY
 GRÉS CÉRAME COLORÉ DANS LA MASSE
 DURCHGEFÄRBTES FEINSTEINZEUG



EKCOLLECTIONS

| | | | |
|--|--|--|--|
| | | | |
| 60x120 24"x48" | 60x60 24"x24" | 30x60 12"x24" | |
| 9 mm | | 9 mm | |
| R10 | R11 | R10 | R10 |
| RETT | OUTDOOR STRUTTURATO | RETT | RETT |
| FORGE POCONO AKIBA BALI KOKO | FORGE POCONO AKIBA BALI KOKO | FORGE POCONO AKIBA BALI KOKO | FORGE POCONO AKIBA BALI KOKO |
| 144 | 145 | 139 | 137 |
| PRICE CODE / M ² | | | |

TH2.0 - OUTDOOR

| | | |
|--|--|--|
| | | |
| 60x120 24"x48" | 60x90 24"x36" | 60x60 24"x24" |
| TH2.0 20 mm | TH2.0 20 mm | TH2.0 20 mm |
| R11 | R11 | R11 |
| RETT | RETT | RETT |
| FORGE POCONO AKIBA BALI KOKO | FORGE POCONO AKIBA BALI KOKO | FORGE POCONO AKIBA BALI KOKO |
| 155 | 157 | 151 |
| PRICE CODE / M ² | | |

BATTISCOPA

| | |
|---|--|
| | |
| BATTISCOPA 6,5x120 2 ¹⁹ / ₁₆ x48" | BATTISCOPA 7,5x60 3"x24" |
| | |
| RETT | RETT |
| FORGE POCONO AKIBA BALI KOKO | FORGE POCONO AKIBA BALI KOKO |
| 120 | 106 |
| PRICE CODE / PC | |

TH2.0 - PEZZI SPECIALI PAG. 138



TH2.0 - SPECIAL PIECES. - PIÈCES SPÉCIALES. - FORMTEILE.

PIASENTINA











GRES PORCELLANATO COLORATO IN MASSA
 PORCELAIN STONEWARE COLOURED IN BODY
 GRÈS CÉRAMÉ COLORÉ DANS LA MASSE
 DURCHFÄRBTES FEINSTEINZEUG

EKCOLLECTIONS

| | |
|---|---|
|  |  |
| 30,8x61,5 12"x24" | 15x30 6"x12" |
| 9 mm | 8,2 mm |
| R10 | R10 |
| NAT | NAT |
| 131 | 124 |
| PRICE CODE / M² | |

BATTISCOPIA - PEZZI SPECIALI



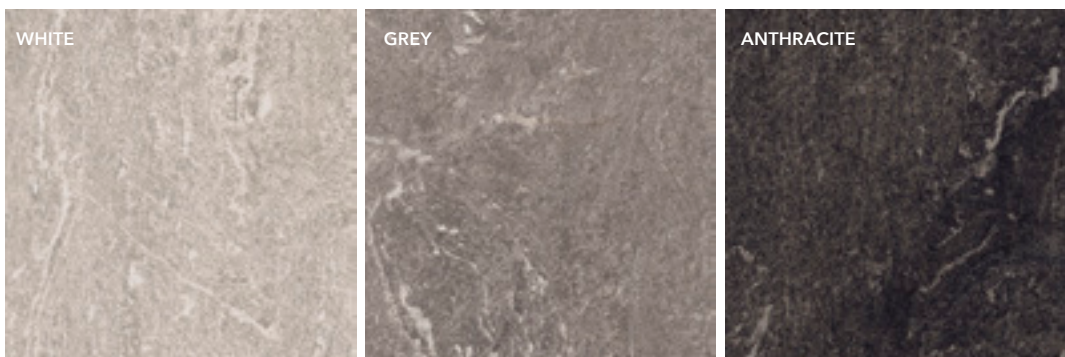
| | | | |
|---|---|---|---|
|  |  |  |  |
| BATTISCOPIA 7,5x61,5 3"x24" | BATTISCOPIA 7,5x30 3"x12" | ELEMENTO A "L" INCOLLATO 15x30x5 6"x12" x2" | ELEMENTO A "L" MONOLITICO 15x30x3,5 6"x12" x1" |
|  |  |  |  |
| NAT | NAT | NAT | NAT |
| 105 | 101 | 108 | 119 |
| PRICE CODE / PC | | | |

STONE

PIETRA DI VALS



GRES PORCELLANATO COLORATO IN MASSA
 PORCELAIN STONEWARE COLOURED IN BODY
 GRES CERAME COLORE DANS LA MASSE
 DURCHGEFÄRBTES FEINSTEINZEUG



EKCOLLECTIONS

| | |
|--------------------------------------|------------------------|
| | |
| 30,8x61,5 12"x24" | 15x30 6"x24" |
| 9 mm | 8,2 mm |
| R10 | R10 |
| NAT | NAT |
| WHITE GREY ANTHRACITE | GREY |
| 131 | 124 |
| PRICE CODE / M ² | |

TH2.0 - OUTDOOR

| | | | | |
|-----------------------------|--------------------------|-------------------------|-------------------------|-------------------------|
| | | | | |
| 120x120 48"x48" | 60x120 24"x48" | 60x90 24"x36" | 80x80 32"x32" | 60x60 24"x24" |
| TH2.0 20 mm | TH2.0 20 mm | TH2.0 20 mm | TH2.0 20 mm | TH2.0 20 mm |
| R11 | R11 | R11 | R11 | R11 |
| RETT | RETT | RETT | RETT | RETT |
| GREY | GREY | GREY | GREY | |
| 165 | 155 | 157 | 156 | 151 |
| PRICE CODE / M ² | | | | |


BATTISCOPA - PEZZI SPECIALI

| | | | | |
|--|--|--|---|--|
| | | | | |
| BATTISCOPA 7,5x61,5 3"x24" | BATTISCOPA 7,5x30 3"x24" | ELEMENTO A "L" INCOLLATO 30,8x61,5x5 12"x24" x2" | ELEMENTO A "L" INCOLLATO 15x30x5 6"x12" x2" | ELEMENTO A "L" MONOLITICO 15x30x3,5 6"x12" x1" |
| | | R10 | R10 | R10 |
| | | | | |
| NAT | NAT | NAT | NAT | NAT |
| WHITE GREY ANTHRACITE | GREY | WHITE GREY ANTHRACITE | GREY | GREY |
| 105 | 101 | 126 | 108 | 119 |
| PRICE CODE / PC | | | | |

TH2.0 - PEZZI SPECIALI PAG. 138

TH2.0 - SPECIAL PIECES. - PIÈCES SPÉCIALES. - FORMTEILE.



PORFIDO



GRES PORCELLANATO COLORATO IN MASSA
 PORCELAIN STONEWARE COLOURED IN BODY
 GRES CERAME COLORE DANS LA MASSE
 DURCHGEFÄRBTES FEINSTEINZEUG







V4

EKCOLLECTIONS

| | |
|---|---|
|  |  |
| 30,8x61,5 12"x24" | 15x30 6"x12" |
| 9 mm | 8,2 mm |
| R10 | R10 |
| NAT | NAT |
| 131 | 124 |
| PRICE CODE / M² | |

BATTISCOPA - PEZZI SPECIALI




| | | |
|---|---|---|
|  |  |  |
| BATTISCOPA 7,5x61,5 3"x24" | BATTISCOPA 7,5x30 3"x12" | ELEMENTO A "L" INCOLLATO 15x30x5 6"x12" x2" |
|  |  |  |
| NAT | NAT | NAT |
| 105 | 101 | 108 |
| PRICE CODE / PC | | |

STONE


QUARZI



GRES PORCELLANATO COLORATO IN MASSA
 PORCELAIN STONEWARE COLOURED IN BODY
 GRES CÉRAMÉ COLORÉ DANS LA MASSE
 DURCHGEFÄRBTES FEINSTEINZEUG






EKCOLLECTIONS

| |
|---|
|  |
| 15x30 6"x12" |
| 8,2 mm |
| R10 |
| NAT |
| GOLD RED BROWN SANDY SILVER |
| 124 |
| PRICE CODE / M ² |

BATTISCOPA - PEZZI SPECIALI




| | | |
|---|---|---|
| BATTISCOPA 7,5x30 3"x12" | ELEMENTO A "L" INCOLLATO 15x30x5 6"x12" x2" | ELEMENTO A "L" MONOLITICO 15x30x3,5 6"x12" x1" |
|  |  |  |
| NAT | NAT | NAT |
| GOLD RED BROWN SANDY SILVER | GOLD RED BROWN SANDY SILVER | GOLD RED BROWN SANDY SILVER |
| 101 | 108 | 119 |
| PRICE CODE / PC | | |

RUSHMORE



GRES PORCELLANATO COLORATO IN MASSA
 PORCELAIN STONEWARE COLOURED IN BODY
 GRES CERAME COLORE DANS LA MASSE
 DURCHGEFÄRBTES FEINSTEINZEUG



EKCOLLECTIONS

| | | |
|--------------------------|--------------------------------|-------------------------|
| | | |
| 60x120 24"x48" | 60x60 24"x24" | 30x60 12"x24" |
| 9 mm | | |
| R10 | R11 | R10 |
| RETT | OUTDOOR STRUTTURATO | RETT |
| GREY BEIGE | GREY BEIGE | GREY BEIGE |
| 144 | 145 | 137 |
| PRICE CODE / M² | | |

TH2.0 - OUTDOOR

| | | |
|--------------------------|-------------------------|-------------------------|
| | | |
| 60x120 24"x48" | 60x90 24"x36" | 60x60 24"x24" |
| 20 mm | | |
| R11 | R11 | R11 |
| RETT | RETT | RETT |
| GREY BEIGE | GREY BEIGE | GREY BEIGE |
| 155 | 157 | 151 |
| PRICE CODE / M² | | |

MOSAICI - BATTISCOPIA

| | | |
|---|---|---|
| | | |
| MOSAICO 36 PZ 30x30 12"x12" | MOSAICO ESAGONI 26x30 10"x12" | BATTISCOPIA 7,5x60 3"x24" |
| | | |
| NAT | NAT | RETT |
| GREY BEIGE | GREY BEIGE | GREY BEIGE |
| 110 | 122 | 106 |
| PRICE CODE / PC | | |

TH2.0 - PEZZI SPECIALI PAG. 138




TH2.0 - SPECIAL PIECES. - PIÈCES SPÉCIALES. - FORMTEILE.



SIERRA



GRES PORCELLANATO COLORATO IN MASSA
 PORCELAIN STONEWARE COLOURED IN BODY
 GRÉS CÉRAMÉ COLORÉ DANS LA MASSE
 DURCHGEFÄRBTES FEINSTEINZEUG



EKCOLLECTIONS



| |
|--------------------------------------|
| 30,8x61,5 12"x24" |
| 9 mm |
| R10 |
| NAT |
| SUMMIT TRAIL MEADOW BOULDER |
| 131 |
| PRICE CODE / M ² |

MOSAICI - BATTISCOPIA




| | |
|--|--|
| MOSAICO 36 PZ 30x30 12"x12" | BATTISCOPIA 7,5x61,5 3"x24" |
| | |
| NAT | NAT |
| SUMMIT TRAIL MEADOW BOULDER | SUMMIT TRAIL MEADOW BOULDER |
| 110 | 105 |
| PRICE CODE / PC | |

SPARK



GRES PORCELLANATO COLORATO IN MASSA
 PORCELAIN STONEWARE COLOURED IN BODY
 GRÉS CÉRAMÉ COLORÉ DANS LA MASSE
 DURCHGEFÄRBTES FEINSTEINZEUG



EKXTREME - EKCOLLECTIONS

| | | | |
|---|---|---|---|
| | | | |
| EKXTREME 120x270 48"x106" | 60x120 24"x48" | 60x60 24"x24" | 30x60 12"x24" |
| 6 mm | | 9 mm | |
| | R10 | | R10 |
| LCP | RETT | LCP | RETT |
| BLUE WHITE WARM GREY | BLUE WHITE WARM GREY | BLUE WHITE WARM GREY | BLUE WHITE WARM GREY |
| 166 | 159 | 153 | 144 |
| PRICE CODE / M² | | | |

TH2.0 - OUTDOOR

| | | |
|--|--|--|
| | | |
| 60x120 24"x48" | 80x80 32"x32" | 60x60 24"x24" |
| TH2.0 20 mm | TH2.0 20 mm | TH2.0 20 mm |
| R11 | R11 | R11 |
| RETT | RETT | RETT |
| WHITE WARM GREY | WHITE WARM GREY | WHITE WARM GREY |
| 155 | 156 | 151 |
| PRICE CODE / M² | | |

MOSAICI - BATTISCOPIA

| | | | |
|---|---|--|---|
| | | | |
| MOSAICO 36 PZ 30x30 12"x12" | MOSAICO ESAGONI 26x30 10"x12" | BATTISCOPIA 6,5x120 2" ¹⁹ /16x48" | BATTISCOPIA 7,5x60 3"x24" |
| | | | |
| NAT | NAT | RETT | RETT |
| BLUE WHITE WARM GREY | BLUE WHITE WARM GREY | BLUE WHITE WARM GREY | BLUE WHITE WARM GREY |
| 110 | 122 | 120 | 106 |
| PRICE CODE / PC | | | |

TH2.0 - PEZZI SPECIALI PAG. 138


TH2.0 - SPECIAL PIECES. - PIÈCES SPÉCIALES. - FORMTEILE.

STONE

SUNSTONE



GRES PORCELLANATO COLORATO IN MASSA
 PORCELAIN STONEWARE COLOURED IN BODY
 GRÉS CÉRAME COLORÉ DANS LA MASSE
 DURCHFÄRBTES FEINSTEINZEUG



EKXTREME - EKCOLLECTIONS

| | | | | | | | |
|---|---|---|---|---|---|---|--|
| | | | | | | | |
| EKXTREME 120x270 48"x106" | EKXTREME 120x120 48"x48" | 60x120 24"x48" | 61,5x61,5 24"x24" | 60x60 24"x24" | 30,8x61,5 12"x24" | 30x60 12"x24" | DECORO WAVES 30x60 12"x24" |
| 6 mm | 9 mm | 9 mm | 9 mm | 9 mm | 9 mm | 9 mm | 9 mm |
| R10 | R10 | R10 | R11 | R10 | R10 | R10 | |
| RETT | RETT | RETT | SABB | NAT | RETT | NAT | RETT |
| BAUGI ALOF LOKI GROA | BAUGI FREYA ALOF LOKI GROA NORNE | BAUGI FREYA ALOF LOKI GROA NORNE | BAUGI FREYA ALOF LOKI GROA NORNE | BAUGI FREYA ALOF LOKI GROA NORNE | BAUGI FREYA ALOF LOKI GROA NORNE | BAUGI FREYA ALOF LOKI GROA NORNE | BAUGI LOKI NORNE |
| 159 | 153 | 144 | 145 | 136 | 139 | 131 | 142 |
| PRICE CODE / M ² | | | | | | | |

TH2.0 - OUTDOOR

| | | | |
|-----------------------------|-------------------------------|-------------------------------|-------------------------------|
| | | | |
| 120x120 48"x48" | 60x120 24"x48" | 60x90 24"x36" | 60x60 24"x24" |
| TH2.0 20 mm | TH2.0 20 mm | TH2.0 20 mm | TH2.0 20 mm |
| R11 | R11 | R11 | R11 |
| RETT | RETT | RETT | RETT |
| FREYA LOKI GROA | FREYA ALOF LOKI GROA | FREYA ALOF LOKI GROA | FREYA ALOF LOKI GROA |
| 165 | 155 | 157 | 151 |
| PRICE CODE / M ² | | | |

MOSAICI - BATTISCOPA

| | | |
|---|---|---|
| | | |
| MOSAICO 36 PZ 30x30 12"x12" | BATTISCOPA 7,5x61,5 3"x24" | BATTISCOPA 7,5x60 3"x24" |
| 7 | 12 | 12 |
| NAT | NAT | RETT |
| BAUGI FREYA ALOF LOKI GROA NORNE | BAUGI FREYA ALOF LOKI GROA NORNE | BAUGI FREYA ALOF LOKI GROA NORNE |
| 110 | 105 | 106 |
| PRICE CODE / PC | | |

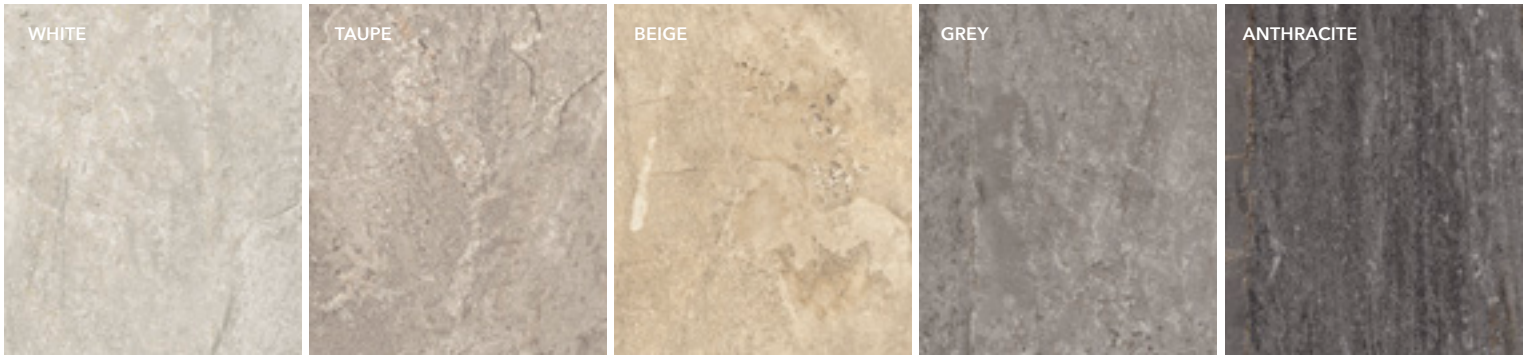
TH2.0 - PEZZI SPECIALI PAG. 138

TH2.0 - SPECIAL PIECES. - PIÈCES SPÉCIALES. - FORMTEILE.

TOP STONE



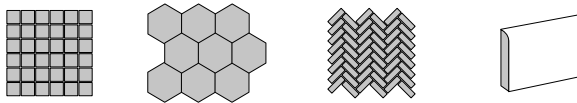
GRES PORCELLANATO COLORATO IN MASSA
 PORCELAIN STONEWARE COLOURED IN BODY
 GRÈS CÉRAME COLORÉ DANS LA MASSE
 DURCHGEFÄRBTES FEINSTEINZEUG



EKCOLLECTIONS

| | |
|---|---|
| | |
| 30,8x61,5 12"x24" | 30x60 12"x24" |
| 9 mm | 9 mm |
| R9 | R9 |
| NAT | RETT |
| WHITE TAUPE BEIGE GREY ANTHRACITE | WHITE TAUPE BEIGE GREY ANTHRACITE |
| 131 | 137 |
| PRICE CODE / M ² | |

MOSAICI - BATTISCOPA



| | | | |
|---|---|--|---|
| MOSAICO 36 PZ 30x30 12"x12" | MOSAICO ESAGONI 26x30 10"x12" | MOSAICO HERRINGBONE 33,5x33,5 13"x13" | BATTISCOPA 7,5x61,5 3"x24" |
| | | | |
| NAT | NAT | NAT | NAT |
| WHITE TAUPE BEIGE GREY ANTHRACITE | WHITE TAUPE BEIGE GREY ANTHRACITE | WHITE TAUPE BEIGE GREY ANTHRACITE | WHITE TAUPE BEIGE GREY ANTHRACITE |
| 110 | 122 | 121 | 105 |
| PRICE CODE / PC | | | |

STONE


UNIKA



TH2.0 - OUTDOOR



GRES PORCELLANATO COLORATO IN MASSA
 PORCELAIN STONEWARE COLOURED IN BODY
 GRÉS CÉRAMÉ COLORÉ DANS LA MASSE
 DURCHGEFÄRBTES FEINSTEINZEUG



60x120
24"x48"




60x60
24"x24"

| | |
|-----------------------------------|-----------------------|
| TH2.0 20 mm | TH2.0 20 mm |
| R11 | R11 |
| RETT | RETT |
| UNIKA | UNIKA |
| 155 | 151 |
| PRICE CODE / M² | |

URANO



GRES PORCELLANATO COLORATO IN MASSA
 PORCELAIN STONEWARE COLOURED IN BODY
 GRÈS CÉRAMÉ COLORÉ DANS LA MASSE
 DURCHFÄRBTES FEINSTEINZEUG



EKCOLLECTIONS

| | |
|--|--------------------------|
| | |
| 30,8x61,5 12"x24" | 15x30 6"x12" |
| 9 mm | 8,2 mm |
| R10 | R10 |
| NAT | NAT |
| BIANCO PANNA BEIGE GRIGIO NERO | GRIGIO PANNA BEIGE |
| 131 | 124 |
| PRICE CODE / M ² | |

TH2.0 - OUTDOOR

| | | |
|-----------------------------|-------------------------|-------------------------|
| | | |
| 60x120 24"x48" | 60x90 24"x36" | 60x60 24"x24" |
| TH2.0 20 mm | TH2.0 20 mm | TH2.0 20 mm |
| R11 | R11 | R11 |
| RETT | RETT | RETT |
| GRIGIO | GRIGIO | GRIGIO |
| 155 | 157 | 151 |
| PRICE CODE / M ² | | |

MOSAICI - BATTISCOPA - PEZZI SPECIALI

| | | | | |
|--|--|---------------------------------------|---|--|
| | | | | |
| MOSAICO 36 PZ 30x30 12"x12" | BATTISCOPA 7,5x61,5 3"x24" | BATTISCOPA 7,5x30 3"x12" | ELEMENTO A "L" INCOLLATO 30,8x61,5x5 12"x24"x2" | ELEMENTO A "L" INCOLLATO 15x30x5 6"x12"x2" |
| | | | | |
| NAT | NAT | NAT | NAT | NAT |
| BIANCO PANNA BEIGE GRIGIO NERO | BIANCO PANNA BEIGE GRIGIO NERO | PANNA BEIGE GRIGIO | BIANCO PANNA BEIGE GRIGIO NERO | PANNA BEIGE GRIGIO |
| 110 | 105 | 101 | 126 | 108 |
| PRICE CODE / PC | | | | |

TH2.0 - PEZZI SPECIALI PAG. 138


TH2.0 - SPECIAL PIECES. - PIÈCES SPÉCIALES. - FORMTEILE.

STONE


UTAH



GRES PORCELLANATO COLORATO IN MASSA
 PORCELAIN STONEWARE COLOURED IN BODY
 GRÉS CÉRAMÉ COLORÉ DANS LA MASSE
 DURCHGEFÄRBTES FEINSTEINZEUG





EKCOLLECTIONS

| |
|---|
|  |
| 30,8x61,5 12"x24" |
| 9 mm |
| R10 |
| NAT |
| GLACIER DESERT GRANITE SLATE |
| 131 |
| PRICE CODE / M ² |

MOSAICI - BATTISCOPA

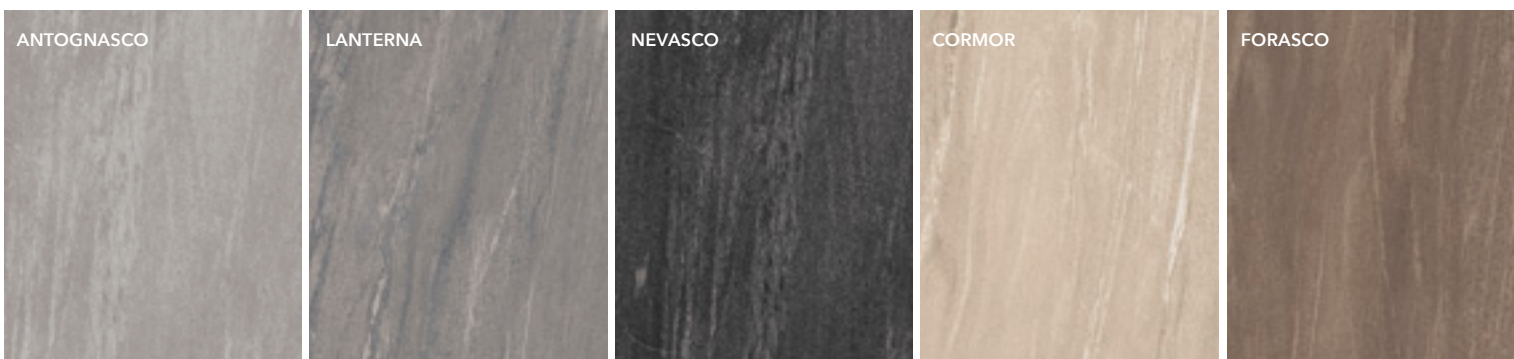


| | |
|---|---|
| MOSAICO 36 PZ 30x30 12"x12" | BATTISCOPA 7,5x61,5 3"x24" |
|  |  |
| NAT | NAT |
| GLACIER DESERT GRANITE SLATE | GLACIER DESERT GRANITE SLATE |
| 110 | 105 |
| PRICE CODE / PC | |

VALMALENCO



GRES PORCELLANATO COLORATO IN MASSA
 PORCELAIN STONEWARE COLOURED IN BODY
 GRÉS CÉRAMÉ COLORÉ DANS LA MASSE
 DURCHGEFÄRBTES FEINSTEINZEUG



EKCOLLECTIONS



| |
|--|
| 30,8x61,5 12"x24" |
| 9 mm |
| R10 |
| NAT |
| ANTOGNASCO LANTERNA NEVASCO CORMOR FORASCO |
| 131 |
| PRICE CODE / M ² |

BATTISCOPIA



| |
|--|
| BATTISCOPIA 7,5x61,5 3"x24" |
| |
| NAT |
| ANTOGNASCO LANTERNA NEVASCO CORMOR FORASCO |
| 105 |
| PRICE CODE / PC |



THE
WARM
STYLE

INDICE PER FORMATO

SIZE INDEX

INDEX PAR FORMAT

INDEX NACH FORMAT



30x160
12"x63"

PADOUK 104
ROBUR 105
WOODBREAK 107



20x160
8"x63"

PADOUK 104
ROBUR 105
WOODBREAK 107



60x120
24"x48"

PADOUK 104



30x120
12"x48"

ANTIQUA 100
PADOUK 104
ROBUR 105
WOODBREAK 107



20x120
8"x48"

ANTIQUA 100
CHEROKEE 101
DOUSSIE 102
PADOUK 104
ROBUR 105
SHABBY CHIC 106
WOODBREAK 107

THE WARM STYLE



15x90
6"x36"

ANTIQUA 100



30x30
12"x12"

ANTICHI AMORI 108
CAMPIGIANE 109



15x30
6"x12"


ANTICHI AMORI 108
CAMPIGIANE 109
MONTECCHIO 110



20x20
8"x8"

MAIOLICHE 111

TH2.0



60x120
24"x48"

NATURE 103
PADOUK 104

TH2.0



30x120
12"x48"

ANTIQUA 100
NATURE 103
PADOUK 104
ROBUR 105
WOODBREAK 107

TH2.0



60x60
24"x24"

ANTIQUA 100
NATURE 103
PADOUK 104

INDICE PER COLORE

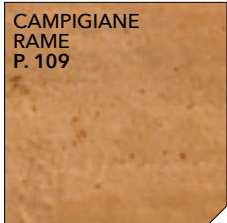
COLOUR INDEX

INDEX PAR COULEUR

INDEX NACH FARBE

| | | | | | | |
|--|---|---|--|---|---|---|
|  <p>ANTIQUA MIELE P. 100</p> |  <p>PADOUK BEIGE P. 104</p> |  <p>DOUSSIE APA P. 102</p> |  <p>ANTICHI AMORI TORRECHIARA P. 108</p> |  <p>MONTECCHIO RAME P. 110</p> |  <p>CAMPIGIANE ROSATA P. 109</p> |  <p>MONTECCHIO CUOIO P. 110</p> |
|  <p>SHABBY CHIC TAMÒ P. 106</p> |  <p>CHEROKEE BEIGE P. 101</p> |  <p>CHEROKEE MORO P. 101</p> |  <p>WOODBREAK OAK P. 107</p> |  <p>PADOUK NUT P. 104</p> |  <p>CAMPIGIANE ORO P. 109</p> |  <p>ANTICHI AMORI CANOSSA P. 108</p> |
|  <p>SHABBY CHIC ALDER P. 106</p> |  <p>WOODBREAK EBONY P. 107</p> |  <p>ROBUR COCOA P. 105</p> |  <p>WOODBREAK CHERRY P. 107</p> |  <p>DOUSSIE DOUGLAS P. 102</p> |  <p>WOODBREAK MAHOGANY P. 107</p> |  <p>SHABBY CHIC SWAMP P. 106</p> |
|  <p>MONTECCHIO GESSO P. 110</p> |  <p>DOUSSIE ALBURNO P. 102</p> |  <p>SHABBY CHIC BIRCH P. 106</p> |  <p>PADOUK WHITE P. 104</p> |  <p>WOODBREAK LARCH P. 107</p> |  <p>DOUSSIE DJEMBE P. 102</p> | |
|  <p>SHABBY CHIC BRAMBLE P. 106</p> |  <p>CHEROKEE GRIGIO P. 101</p> |  <p>WOODBREAK HEMLOCK P. 107</p> |  <p>PADOUK GREY P. 104</p> |  <p>DOUSSIE LENKE P. 102</p> |  <p>ANTIQUA GRIGIO P. 100</p> | |
|  <p>ROBUR OAT P. 105</p> |  <p>ROBUR HONEY P. 105</p> |  <p>ROBUR PECAN P. 105</p> |  <p>ANTIQUA ROVERE P. 100</p> | | | |
|  <p>NATURE GREY P. 103</p> |  <p>NATURE BROWN P. 103</p> | | | | | |


THE WARM STYLE






ANTIQUA



GRES PORCELLANATO COLORATO IN MASSA
 PORCELAIN STONEWARE COLOURED IN BODY
 GRÈS CÉRAMÉ COLORÉ DANS LA MASSE
 DURCHFÄRBTES FEINSTEINZEUG







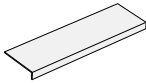
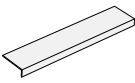
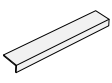
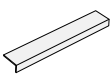






EKCOLLECTIONS

| | | | | | |
|---|---------------------------|---|---------------------------|---|---------------------------|
|  | |  | |  | |
| 30x120 12"x48" | | 20x120 8"x48" | | 15x90 6"x36" | |
| 9 mm | | 9 mm | | 9 mm | |
| R9 | R11 | R9 | R11 | R9 | R11 |
| RETT | SABB | RETT | SABB | RETT | SABB |
| MIELE ROVERE GRIGIO | MIELE ROVERE GRIGIO | MIELE ROVERE GRIGIO | MIELE ROVERE GRIGIO | MIELE ROVERE GRIGIO | MIELE ROVERE GRIGIO |
| 143 | 144 | 143 | 144 | 139 | 140 |
| PRICE CODE / M ² | | | | | |

TH2.0 - OUTDOOR

MOSAICI - BATTISCOPIA - PEZZI SPECIALI

| | |
|---|---|
|  |  |
| 30x120 12"x48" | 60x60 24"x24" |
| TH2.0 20 mm | TH2.0 20 mm |
| R11 | R11 |
| RETT | RETT |
| MIELE ROVERE GRIGIO | MIELE ROVERE GRIGIO |
| 156 | 151 |
| PRICE CODE / M ² | |

| | | | | | |
|---|---|--|---|---|---|
|  |  |  |  |  |  |
| MOSAICO 36 PZ 30x30 12"x12" | BATTISCOPIA 6,5x120 2 ¹³ / ₁₆ "x48" | BATTISCOPIA 7,5x90 3"x36" | ELEMENTO A "L" INCOLLATO 30x120x5 12"x48"x2" | ELEMENTO A "L" INCOLLATO 20x120x5 8"x48"x2" | ELEMENTO A "L" INCOLLATO 15x90x5 6"x36"x2" |
| | | | R9 | R9 | R9 |
|  |  |  |  |  |  |
| NAT | RETT | RETT | RETT | RETT | RETT |
| MIELE ROVERE GRIGIO | MIELE ROVERE GRIGIO | MIELE ROVERE GRIGIO | MIELE ROVERE GRIGIO | MIELE ROVERE GRIGIO | MIELE ROVERE GRIGIO |
| 110 | 120 | 109 | 152 | 152 | 143 |
| PRICE CODE / PC | | | | | |


TH2.0 - PEZZI SPECIALI PAG. 140

TH2.0 - SPECIAL PIECES. - PIÈCES SPÉCIALES. - FORMTEILE.


CHEROKEE



GRES PORCELLANATO COLORATO IN MASSA
 PORCELAIN STONEWARE COLOURED IN BODY
 GRÉS CÉRAMÉ COLORÉ DANS LA MASSE
 DURCHGEFÄRBTES FEINSTEINZEUG



EKCOLLECTIONS



| | |
|-----------------------------------|----------------------------------|
| 20x120 8"x48" | |
| 9 mm | |
| R9 | R11 |
| RETT | SABB |
| BEIGE MORO GRIGIO | BEIGE MORO GRIGIO |
| 143 | 144 |
| PRICE CODE / M² | |

BATTISCOPA




| |
|---|
| BATTISCOPA 6,5x120 2" ¹⁰ /16x48" |
| |
| RETT |
| BEIGE MORO GRIGIO |
| 120 |
| PRICE CODE / PC |




DOUSSIE



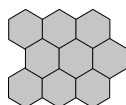
GRES PORCELLANATO COLORATO IN MASSA
 PORCELAIN STONEWARE COLOURED IN BODY
 GRÈS CÉRAME COLORÉ DANS LA MASSE
 DURCHGEFÄRBTES FEINSTEINZEUG



EKCOLLECTIONS

| | |
|--|--|
|  20x120 8"x48" | |
| 9 mm | |
| R9 | R11 |
| RETT | SABB |
| ALBURNO DJEMBE APA DOUGLAS LENKE | ALBURNO DJEMBE APA DOUGLAS LENKE |
| 143 | 144 |
| PRICE CODE / M ² | |

MOSAICI - BATTISCOPIA




| | | |
|--|--|--|
| MOSAICO 36 PZ 30x30 12"x12" | MOSAICO ESAGONI 26x30 10"x12" | BATTISCOPIA 6,5x120 2"9/16"x48" |
| | | |
| NAT | NAT | RETT |
| ALBURNO DJEMBE APA DOUGLAS LENKE | ALBURNO DJEMBE APA DOUGLAS LENKE | ALBURNO DJEMBE APA DOUGLAS LENKE |
| 110 | 122 | 120 |
| PRICE CODE / PC | | |

NATURE



GRES PORCELLANATO COLORATO IN MASSA
 PORCELAIN STONEWARE COLOURED IN BODY
 GRES CÉRAMÉ COLORÉ DANS LA MASSE
 DURCHGEFÄRBTES FEINSTEINZEUG



TH2.0 - OUTDOOR



| 60x120 24"x48" | 30x120 12"x48" | 60x60 24"x24" |
|-----------------------------------|-----------------------|-----------------------|
| TH2.0 20 mm | TH2.0 20 mm | TH2.0 20 mm |
| R11 | R11 | R11 |
| RETT | RETT | RETT |
| GREY BROWN | GREY BROWN | GREY BROWN |
| 155 | 156 | 151 |
| PRICE CODE / M² | | |



PADOUK



GRES PORCELLANATO COLORATO IN MASSA
 PORCELAIN STONEWARE COLOURED IN BODY
 GRÉS CÉRAME COLORÉ DANS LA MASSE
 DURCHGEFÄRBTES FEINSTEINZEUG



EKXTREME - EKCOLLECTIONS

| | | | | |
|---------------------------------------|--------------------------------------|-------------------------------|-------------------------------|-------------------------------|
| | | | | |
| EKXTREME 30x160 12"x63" | EKXTREME 20x160 8"x63" | 60x120 24"x48" | 30x120 12"x48" | 20x120 8"x48" |
| 9 mm | 9 mm | 9 mm | 9 mm | 9 mm |
| R9 | R9 | R9 | R9 | R11 |
| RETT | RETT | RETT | RETT | SABB |
| WHITE BEIGE NUT GREY | WHITE BEIGE NUT GREY | WHITE BEIGE NUT GREY | WHITE BEIGE NUT GREY | WHITE BEIGE NUT GREY |
| 150 | 150 | 144 | 143 | 144 |
| PRICE CODE / M ² | | | | |

TH2.0 - OUTDOOR

| | | |
|-------------------------------|-------------------------------|-------------------------------|
| | | |
| 60x120 24"x48" | 30x120 12"x48" | 60x60 24"x24" |
| TH2.0 20 mm | TH2.0 20 mm | TH2.0 20 mm |
| R11 | R11 | R11 |
| RETT | RETT | RETT |
| WHITE BEIGE NUT GREY | WHITE BEIGE NUT GREY | WHITE BEIGE NUT GREY |
| 155 | 156 | 151 |
| PRICE CODE / M ² | | |

MOSAICI - BATTISCOPIA - PEZZI SPECIALI

| | | | |
|--|--|--|---|
| | | | |
| MOSAICO 36 PZ 30x30 12"x12" | BATTISCOPIA 6,5x120 2 ⁹ / ₁₆ x48" | ELEMENTO A "L" INCOLLATO 30x120x5 12"x48"x2" | ELEMENTO A "L" INCOLLATO 20x120x5 8"x48"x2" |
| | | | |
| | | R9 | R9 |
| NAT | RETT | RETT | RETT |
| WHITE BEIGE NUT GREY | WHITE BEIGE NUT GREY | WHITE BEIGE NUT GREY | WHITE BEIGE NUT GREY |
| 110 | 120 | 152 | 152 |
| PRICE CODE / PC | | | |

TH2.0 - PEZZI SPECIALI PAG. 140

TH2.0 - SPECIAL PIECES. - PIÈCES SPÉCIALES. - FORMTEILE.

ROBUR



GRES PORCELLANATO COLORATO IN MASSA
 PORCELAIN STONEWARE COLOURED IN BODY
 GRÉS CÉRAME COLORÉ DANS LA MASSE
 DURCHGEFÄRBTES FEINSTEINZEUG



EKXTREME - EKCOLLECTIONS

| | | | | | | |
|---------------------------------------|--------------------------------------|--------------------------------|--------------------------------|--------------------------------|--------------------------------|------------------------------------|
| | | | | | | |
| EKXTREME 30x160 12"x63" | EKXTREME 20x160 8"x63" | 30x120 12"x48" | | 20x120 8"x48" | | CHEVRON 10x60 4"x24" |
| 9 mm | 9 mm | 9 mm | | 9 mm | | 9 mm |
| R10 | R10 | R10 | R11 | R10 | R11 | R10 |
| RETT | RETT | RETT | SABB | RETT | SABB | RETT |
| OAT HONEY PECAN COCOA | OAT HONEY PECAN COCOA | OAT HONEY PECAN COCOA | OAT HONEY PECAN COCOA | OAT HONEY PECAN COCOA | OAT HONEY PECAN COCOA | OAT HONEY PECAN COCOA |
| 150 | 150 | 143 | 144 | 143 | 144 | 169 |
| PRICE CODE / M ² | | | | | | |

TH2.0 - OUTDOOR

| |
|--------------------------------|
| |
| 30x120 12"x48" |
| TH2.0 20 mm |
| R11 |
| RETT |
| OAT HONEY PECAN COCOA |
| 156 |
| PRICE CODE / M ² |

BATTISCOPIA - PEZZI SPECIALI

| | | |
|---|--|---|
| | | |
| BATTISCOPIA 6,5x120 2" ⁹ /16x48" | ELEMENTO A "L" INCOLLATO 30x120x5 12"x48"x2" | ELEMENTO A "L" INCOLLATO 20x120x5 8"x48"x2" |
| | | |
| | R10 | R10 |
| RETT | RETT | RETT |
| OAT HONEY PECAN COCOA | OAT HONEY PECAN COCOA | OAT HONEY PECAN COCOA |
| 120 | 152 | 152 |
| PRICE CODE / PC | | |

TH2.0 - PEZZI SPECIALI PAG. 140
 TH2.0 - SPECIAL PIECES. - PIÈCES SPÉCIALES. - FORMTEILE.

WARM


SHABBY CHIC



GRES PORCELLANATO COLORATO IN MASSA
 PORCELAIN STONEWARE COLOURED IN BODY
 GRES CÉRAME COLORÉ DANS LA MASSE
 DURCHGEFÄRBTES FEINSTEINZEUG





EKCOLLECTIONS

| |
|---|
|  |
| 20x120 8"x48" |
| 9 mm |
| R9 |
| RETT |
| BIRCH BRAMBLE TAMO ALDER SWAMP |
| 143 |
| PRICE CODE / M ² |

BATTISCOPA - PEZZI SPECIALI



| | |
|---|---|
| BATTISCOPA 6,5x120 2 ⁵ / ₁₆ x48" | ELEMENTO A "L" INCOLLATO 20x120x5 8"x48"x2" |
|  |  |
| RETT | R9 |
| RETT | RETT |
| BIRCH BRAMBLE TAMO ALDER SWAMP | BIRCH BRAMBLE TAMO ALDER SWAMP |
| 120 | 152 |
| PRICE CODE / PC | |

WOODBREAK



GRES PORCELLANATO COLORATO IN MASSA
 PORCELAIN STONEWARE COLOURED IN BODY
 GRES CERAME COLORE DANS LA MASSE
 DURCHGEFÄRBTES FEINSTEINZEUG



EKXTREME - EKCOLLECTIONS

| | | | | |
|---------------------------------------|--------------------------------------|----------------------------------|---|---|
| | | | | |
| EKXTREME 30x160 12"x63" | EKXTREME 20x160 8"x63" | 30x120 12"x48" | 20x120 8"x48" | |
| 9 mm | 9 mm | 9 mm | 9 mm | |
| R9 | R9 | R9 | R9 | R11 |
| RETT | RETT | RETT | RETT | SABB |
| HEMLOCK LARCH OAK EBONY | HEMLOCK LARCH OAK EBONY | HEMLOCK LARCH OAK EBONY | HEMLOCK LARCH OAK EBONY CHERRY MAHOAGANY | HEMLOCK LARCH OAK EBONY CHERRY MAHOAGANY |
| 150 | 150 | 143 | 143 | 144 |
| PRICE CODE / M ² | | | | |

TH2.0 - OUTDOOR

| |
|----------------------------------|
| |
| 30x120 12"x48" |
| TH2.0 20 mm |
| R11 |
| RETT |
| HEMLOCK LARCH OAK EBONY |
| 156 |
| PRICE CODE / M ² |

BATTISCOPIA - PEZZI SPECIALI

| | | |
|--|---|--|
| | | |
| BATTISCOPIA 6,5x120 2 ^{1/2} /16x48" | ELEMENTO A "L" INCOLLATO 30x120x5 12"x48"x2" | ELEMENTO A "L" INCOLLATO 20x120x5 8"x48"x2" |
| | | |
| | R9 | R9 |
| RETT | RETT | RETT |
| HEMLOCK LARCH OAK EBONY CHERRY MAHOAGANY | HEMLOCK LARCH OAK EBONY | HEMLOCK LARCH OAK EBONY CHERRY MAHOAGANY |
| 120 | 152 | 152 |
| PRICE CODE / PC | | |

TH2.0 - PEZZI SPECIALI PAG. 140


TH2.0 - SPECIAL PIECES. - PIÈCES SPÉCIALES. - FORMTEILE.

WARM



ANTICHI AMORI



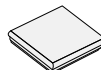
GRES PORCELLANATO COLORATO IN MASSA
 PORCELAIN STONEWARE COLOURED IN BODY
 GRES CÉRAMÉ COLORÉ DANS LA MASSE
 DURCHGEFÄRBTES FEINSTEINZEUG








EKCOLLECTIONS

| | |
|---|---|
|  |  |
| 30x30 12"x12" | 15x30 6"x12" |
| 9,2 mm | 9,2 mm |
| R9 | R9 R11 |
| NAT | NAT SABB |
| TORRECHIARA CANOSSA ROSSENA | TORRECHIARA CANOSSA ROSSENA TORRECHIARA CANOSSA ROSSENA |
| 127 | 127 130 |
| PRICE CODE / M² | |

MOSAICI - BATTISCOPA - PEZZI SPECIALI




| | | | | |
|---|---|---|---|---|
| MOSAICO 36 PZ 30x30 12"x12" | BATTISCOPA 7,5x30 3"x12" | GRADINO 30x30 12"x12" | GRADONE LINEARE CON TORO APPLICATO 30x30 12"x12" | GRADONE ANGOLARE CON TORO APPLICATO 30x30 12"x12" |
|  |  |  |  |  |
| | | | R9 | R9 |
| NAT | NAT | NAT | NAT | NAT |
| MIX | TORRECHIARA CANOSSA ROSSENA | TORRECHIARA CANOSSA ROSSENA | TORRECHIARA CANOSSA ROSSENA | TORRECHIARA CANOSSA ROSSENA |
| 112 | 101 | 104 | 131 | 142 |
| PRICE CODE / PC | | | | |



CAMPIGIANE



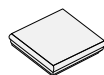
GRES PORCELLANATO COLORATO IN MASSA
 PORCELAIN STONEWARE COLOURED IN BODY
 GRÉS CÉRAMÉ COLORÉ DANS LA MASSE
 DURCHGEFÄRBTES FEINSTEINZEUG









EKCOLLECTIONS

| | |
|---|---|
|  |  |
| 30x30 12"x12" | 15x30 6"x12" |
| 9,2 mm | 9,2 mm |
| R9 | R9 |
| NAT | NAT |
| ROSATA ORO RAME BRONZO | ROSATA ORO RAME BRONZO |
| 127 | 127 |
| PRICE CODE / M ² | |

MOSAICI - BATTISCOPIA - PEZZI SPECIALI



| | | | | | |
|---|---|---|---|---|---|
| MOSAICO 36 PZ 30x30 12"x12" | BATTISCOPIA 7,5x30 3"x12" | GRADINO 30x30 12"x12" | GRADONE LINEARE CON TORO APPLICATO 30x30 12"x12" | GRADONE ANGOLARE CON TORO APPLICATO 30x30 12"x12" | ELEMENTO A "L" INCOLLATO 15x30x5 6"x12"x2" |
|  |  |  |  |  |  |
| | | | R9 | R9 | R9 |
| NAT | NAT | NAT | NAT | NAT | NAT |
| SCURO | ROSATA ORO RAME BRONZO | ROSATA ORO RAME BRONZO | ROSATA ORO RAME BRONZO | ROSATA ORO RAME BRONZO | ROSATA ORO RAME BRONZO |
| 112 | 101 | 104 | 131 | 142 | 108 |
| PRICE CODE / PC | | | | | |



MONTECCHIO



GRES PORCELLANATO COLORATO IN MASSA
 PORCELAIN STONEWARE COLOURED IN BODY
 GRES CÉRAMÉ COLORÉ DANS LA MASSE
 DURCHGEFÄRBTES FEINSTEINZEUG



EKCOLLECTIONS

| |
|-----------------------------|
| |
| 15x30 6"x12" |
| 8,2 mm |
| R10 |
| NAT |
| GESSO RAME CUIOIO |
| 124 |
| PRICE CODE / M ² |

BATTISCOPA - PEZZI SPECIALI




| | | |
|---------------------------------------|--|---|
| BATTISCOPA 7,5x30 3"x12" | ELEMENTO A "L" INCOLLATO 15x30x5 6"x12"x2" | ELEMENTO A "L" MONOLITICO 15x30x3,5 6"x12"x1" |
| | | |
| | R10 | R10 |
| NAT | NAT | NAT |
| GESSO RAME CUIOIO | GESSO RAME CUIOIO | GESSO RAME CUIOIO |
| 101 | 108 | 119 |
| PRICE CODE / PC | | |

MAIOLICHE




GRES PORCELLANATO COLORATO IN MASSA
 PORCELAIN STONEWARE COLOURED IN BODY
 GRÈS CÉRAMÉ COLORÉ DANS LA MASSE
 DURCHFÄRBTES FEINSTEINZEUG

MAIOLICHE MIX



EKCOLLECTIONS

| |
|---|
|  20x20 <small>8"x8"</small> |
| 7,2 mm |
| LUCIDO |
| MAIOLICHE MIX |
| 141 |
| PRICE CODE / M² |



EKXTREME TOP SOLUTION

163X324 - 12 MM

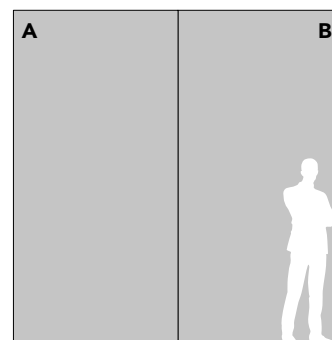
SOLUZIONI D'ARREDO



EKXTREME TOP SOLUTION

SOLUZIONI D'ARREDO

163X324 - 12 MM



| THE CONTEMPORARY STYLE | | | EKXTREME TOP SOLUTION 163x324 64"x127" | | EKXTREME TOP SOLUTION BOOK-MATCH 163x324 64"x127" | |
|-----------------------------------|---------|--|---|-----------------|--|-----------------|
| | | | 12 mm | | 12 mm | |
| | | | NON RETT SILK | NON RETT LCP | NON RETT SILK | NON RETT LCP |
| BRERA (FRESH - STREET - FRAME) | PAG. 10 | | 181 | - | - | - |
| SELECT (FUMO - PIOMBO) | PAG. 23 | | 181 | - | - | - |
| TOTAL BLACK | - | | 186 | - | - | - |
| TOTAL WHITE | - | | 183 | - | - | - |

THE MARBLE STYLE

| | | | | | | |
|------------------------|---------|--|-----|-----|-----|-----|
| AGATA (BLUE) | PAG. 34 | | 181 | 184 | 183 | 186 |
| ARABESCATO | PAG. 36 | | 181 | 184 | - | - |
| BERNINI | PAG. 37 | | 181 | 184 | 183 | 186 |
| CALACATTA | PAG. 38 | | 181 | 184 | - | - |
| DOLOMITE | PAG. 46 | | 181 | 184 | - | - |
| ETERNAL BLUE | PAG. 47 | | 182 | 185 | - | - |
| MARQUIÑA WHITE | PAG. 50 | | 181 | 184 | - | - |
| MARQUIÑA BLACK | PAG. 50 | | 182 | 185 | - | - |
| PATAGONIA | PAG. 53 | | 181 | 184 | - | - |
| SAHARA NOIR (WHITE) | PAG. 57 | | 181 | 184 | - | - |
| SAHARA NOIR (BLACK) | PAG. 57 | | 182 | 185 | - | - |
| STATUARIO SUPERIORE | PAG. 59 | | 181 | 184 | - | - |
| SUPERWHITE | PAG. 60 | | 181 | - | - | - |

THE STONE STYLE

| | | | | | | |
|--------------------------------|---------|--|-----|---|---|---|
| AURA | PAG. 71 | | 181 | - | - | - |
| CEPPO DI GRÈ (GREY - MULTI) | PAG. 74 | | 181 | - | - | - |

PRICE CODE / M²

TH2.0
OUTDOOR
SOLUTIONS

INDICE PER FORMATO

SIZE INDEX

INDEX PAR FORMAT

INDEX NACH FORMAT

TH2.0



120x120
48"x48"

THE **CONTEMPORARY** STYLE

BRERA 120
LOFT 121
MAGNETIC 121
PARKER 122

.....

THE **STONE** STYLE

BASALTINA 124
CEPPO DI GRÈ 125
HARDSTONE 125
LOOP 126
PIETRA DI VALS 127
SUNSTONE 129

TH2.0



60x120
24"x48"

THE **CONTEMPORARY** STYLE

BRERA 120
FLATIRON 120
LOFT 121
MAGNETIC 121
PARKER 122

.....

THE **MARBLE** STYLE

CALACATTA 122
NAVONA 123

.....

THE **STONE** STYLE

AGATHÒS 123
AURA 124
BASALTINA 124
CEPPO DI GRÈ 125
LOOP 126
MOONSTONE 126
PENNSLATE 127
PIETRA DI VALS 127
RUSHMORE 128
SPARK 128
SUNSTONE 129
UNIKA 129
URANO 130

.....

THE **WARM** STYLE

NATURE 131
PADOUK 131

TH2.0



30x120
12"x48"

THE **WARM** STYLE

ANTIQUA 130
NATURE 131
PADOUK 131
ROBUR 132
WOODBREAK 132

TH2.0 OUTDOOR SOLUTIONS

TH2.0



60x90
24"x36"

THE **MARBLE** STYLE

NAVONA 123

.....

THE **STONE** STYLE

AURA 124
BASALTINA 124
PENNSLATE 127
PIETRA DI VALS 127
RUSHMORE 128
SUNSTONE 129
URANO 130

TH2.0



80x80
32"x32"

THE **CONTEMPORARY** STYLE

BRERA 120
FLATIRON 120
LOFT 121
MAGNETIC 121
PARKER 122

.....

THE **STONE** STYLE

CEPPO DI GRÈ 125
HARDSTONE 125
PIETRA DI VALS 127
SPARK 128

TH2.0



60x60
24"x24"

THE **CONTEMPORARY** STYLE

BRERA 120
FLATIRON 120
LOFT 121
MAGNETIC 121
PARKER 122

.....

THE **MARBLE** STYLE

CALACATTA 122
NAVONA 123

.....

THE **STONE** STYLE

AGATHÒS 123
AURA 124
BASALTINA 124
CEPPO DI GRÈ 125
HARDSTONE 125
LOOP 126
MOONSTONE 126
PENNSLATE 127
PIETRA DI VALS 127
RUSHMORE 128
SPARK 128
SUNSTONE 129
UNIKA 129
URANO 130

.....

THE **WARM** STYLE

ANTIQUA 130
NATURE 131
PADOUK 131

INDICE PER COLORE

COLOUR INDEX
INDEX PAR COULEUR
INDEX NACH FARBE

| | | | | | | |
|---|---|---|---|--|---|--|
|  <p>CALACATTA P. 122</p> |  <p>PARKER WHITE P. 122</p> |  <p>BRERA FRESH P. 120</p> |  <p>BRERA BLOOM P. 120</p> |  <p>LOFT CREAM P. 121</p> |  <p>MOONSTONE CREAM P. 126</p> |  <p>RUSHMORE BEIGE P. 128</p> |
|  <p>PADOUK WHITE P. 131</p> |  <p>WOODBREAK LARCH P. 132</p> |  <p>ANTIQUA MIELE P. 130</p> |  <p>PADOUK BEIGE P. 131</p> |  <p>PADOUK NUT P. 131</p> |  <p>WOODBREAK OAK P. 132</p> |  <p>SPARK WARM P. 128</p> |
|  <p>WOODBREAK HEMLOCK P. 132</p> |  <p>PADOUK GREY P. 131</p> |  <p>ANTIQUA GRIGIO P. 130</p> |  <p>NATURE GREY P. 131</p> |  <p>NATURE BROWN P. 131</p> |  <p>ROBUR PECAN P. 132</p> |  <p>ROBUR HONEY P. 132</p> |
|  <p>AGATHÒS WHITE P. 123</p> |  <p>RUSHMORE GREY P. 128</p> |  <p>UNIKA P. 129</p> |  <p>CEPPO DI GRÈ MULTI P. 125</p> |  <p>URANO GRIGIO P. 130</p> |  <p>MOONSTONE GREY P. 126</p> |  <p>CEPPO DI GRÈ WHITE P. 125</p> |
|  <p>BRERA STREET P. 120</p> |  <p>MAGNETIC GREY P. 121</p> |  <p>PARKER SILVER P. 122</p> |  <p>LOFT ASH P. 121</p> |  <p>AURA LIGHT GREY P. 124</p> |  <p>AURA GREY P. 124</p> |  <p>BRERA GLOW P. 120</p> |
|  <p>SUNSTONE GROA P. 129</p> |  <p>CEPPO DI GRÈ ANTHRACITE P. 125</p> |  <p>PIETRA DI VALS GREY P. 127</p> |  <p>HARDSTONE LIGHT P. 125</p> |  <p>PENNSLATE POCONO P. 127</p> |  <p>PENNSLATE FORGE P. 127</p> |  <p>BASALTINA PIOMBO P. 124</p> |

TH2.0 OUTDOOR SOLUTIONS

| | | | | | | |
|---------------------------------|---------------------------------|--------------------------------|---------------------------------|--------------------------------|-----------------------------|----------------------------|
| SUNSTONE FREYA P. 129 | LOFT TAUPE P. 121 | SUNSTONE ALOF P. 129 | FLATIRON RUST P. 120 | MAGNETIC BRONZE P. 121 | | |
| ANTIQUA ROVERE P. 130 | WOODBREAK EBONY P. 132 | CEPPO DI GRÈ WARM P. 125 | AGATHÒS MULTICOLOR P. 123 | PENNSLATE AKIBA P. 127 | PENNSLATE BALI P. 127 | |
| ROBUR COCOA P. 132 | ROBUR OAT P. 132 | NAVONA CANDIDO P. 123 | FLATIRON WHITE P. 120 | NAVONA NEBULO P. 123 | | |
| SPARK WHITE P. 128 | AGATHÒS GREY P. 123 | BASALTINA GREY P. 124 | SPARK GREY P. 128 | CEPPO DI GRÈ GREY P. 125 | LOOP GREY P. 126 | SUNSTONE LOKI P. 129 |
| BRERA FRAME P. 120 | MAGNETIC DARK GREY P. 121 | PARKER ANTHRACITE P. 122 | BRERA BOARD P. 120 | LOFT GREY P. 121 | | |
| AGATHÒS ANTHRACITE P. 123 | HARDSTONE DARK P. 125 | LOOP ANTHRACITE P. 126 | FLATIRON BLACK P. 120 | PENNSLATE KOKO P. 127 | MAGNETIC BLACK P. 121 | |

TH2.0 OUTDOOR SOLUTIONS

CONTEMPORARY BRERA

P. 10

GRES PORCELLANATO COLORATO IN MASSA
PORCELAIN STONEWARE COLOURED IN BODY
GRÉS CÉRAMÉ COLORÉ DANS LA MASSE
DURCHGEFÄRBTES FEINSTEINZEUG



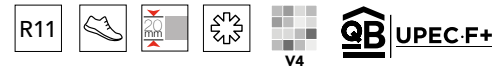
TH2.0 - OUTDOOR

| 120x120 48"x48" | 60x120 24"x48" | 80x80 32"x32" | 60x60 24"x24" |
|--|--|--|--|
| TH2.0 20 mm | TH2.0 20 mm | TH2.0 20 mm | TH2.0 20 mm |
| R11 | R11 | R11 | R11 |
| RETT | RETT | RETT | RETT |
| FRESH BLOOM STREET GLOW FRAME BOARD | FRESH BLOOM STREET GLOW FRAME BOARD | FRESH BLOOM STREET GLOW FRAME BOARD | FRESH BLOOM STREET GLOW FRAME BOARD |
| 165 | 155 | 156 | 151 |
| PRICE CODE / M ² | | | |

CONTEMPORARY FLATIRON

P. 15

GRES PORCELLANATO COLORATO IN MASSA
PORCELAIN STONEWARE COLOURED IN BODY
GRÉS CÉRAMÉ COLORÉ DANS LA MASSE
DURCHGEFÄRBTES FEINSTEINZEUG



TH2.0 - OUTDOOR

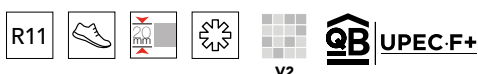
| 60x120 24"x48" | 80x80 32"x32" | 60x60 24"x24" |
|-----------------------------|------------------------|------------------------|
| TH2.0 20 mm | TH2.0 20 mm | TH2.0 20 mm |
| R11 | R11 | R11 |
| RETT | RETT | RETT |
| WHITE BLACK RUST | WHITE BLACK RUST | RUST WHITE BLACK |
| 155 | 156 | 151 |
| PRICE CODE / M ² | | |

CONTEMPORARY

LOFT

P. 17

GRES PORCELLANATO COLORATO IN MASSA
 PORCELAIN STONEWARE COLOURED IN BODY
 GRÉS CÉRAMÉ COLORÉ DANS LA MASSE
 DURCHGEFÄRBTES FEINSTEINZEUG



TH2.0 - OUTDOOR

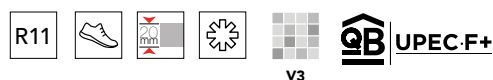
| | | | |
|-----------------------------|-------------------------------|-------------------------------|--|
| | | | |
| 120x120 48"x48" | 60x120 24"x48" | 80x80 32"x32" | 60x60 24"x24" |
| TH2.0 20 mm | TH2.0 20 mm | TH2.0 20 mm | TH2.0 20 mm |
| R11 | R11 | R11 | R11 |
| RETT | RETT | RETT | RETT |
| ASH GREY | CREAM TAUPE ASH GREY | CREAM TAUPE ASH GREY | UPEC-F+ CREAM TAUPE ASH GREY |
| 165 | 155 | 156 | 151 |
| PRICE CODE / M ² | | | |

CONTEMPORARY

MAGNETIC

P. 18

GRES PORCELLANATO COLORATO IN MASSA
 PORCELAIN STONEWARE COLOURED IN BODY
 GRÉS CÉRAMÉ COLORÉ DANS LA MASSE
 DURCHGEFÄRBTES FEINSTEINZEUG



TH2.0 - OUTDOOR

| | | | |
|--------------------------------------|--------------------------------------|--------------------------------------|---|
| | | | |
| 120x120 48"x48" | 60x120 24"x48" | 80x80 32"x32" | 60x60 24"x24" |
| TH2.0 20 mm | TH2.0 20 mm | TH2.0 20 mm | TH2.0 20 mm |
| R11 | R11 | R11 | R11 |
| RETT | RETT | RETT | RETT |
| GREY DARK GREY BLACK BRONZE | GREY DARK GREY BLACK BRONZE | GREY DARK GREY BLACK BRONZE | UPEC-F+ GREY DARK GREY BLACK BRONZE |
| 165 | 155 | 156 | 151 |
| PRICE CODE / M ² | | | |


TH2.0

TH2.0 OUTDOOR SOLUTIONS


CONTEMPORARY PARKER

P. 22

GRES PORCELLANATO COLORATO IN MASSA
PORCELAIN STONEWARE COLOURED IN BODY
GRÈS CÉRAME COLORE DANS LA MASSE
DURCHGEFÄRBTES FEINSTEINZEUG



V3



TH2.0 - OUTDOOR

| 120x120 48"x48" | 60x120 24"x48" | 80x80 32"x32" | 60x60 24"x24" |
|-------------------------------|-------------------------------|-------------------------------|-------------------------------|
| TH2.0 20 mm | TH2.0 20 mm | TH2.0 20 mm | TH2.0 20 mm |
| R11 | R11 | R11 | R11 |
| RETT | RETT | RETT | RETT |
| WHITE SILVER ANTHRACITE | WHITE SILVER ANTHRACITE | WHITE SILVER ANTHRACITE | WHITE SILVER ANTHRACITE |
| 165 | 155 | 156 | 151 |
| PRICE CODE / M ² | | | |


MARBLE CALACATTA

P. 38

GRES PORCELLANATO COLORATO IN MASSA
PORCELAIN STONEWARE COLOURED IN BODY
GRÈS CÉRAME COLORE DANS LA MASSE
DURCHGEFÄRBTES FEINSTEINZEUG



V2



TH2.0 - OUTDOOR


| 60x120 24"x48" | 60x60 24"x24" |
|-----------------------------|------------------|
| TH2.0 20 mm | TH2.0 20 mm |
| R11 | R11 |
| RETT | RETT |
| CALACATTA | CALACATTA |
| 155 | 151 |
| PRICE CODE / M ² | |

MARBLE

NAVONA

P. 51

GRES PORCELLANATO COLORATO IN MASSA
 PORCELAIN STONEWARE COLOURED IN BODY
 GRÈS CÉRAME COLORÉ DANS LA MASSE
 DURCHGEFÄRBTES FEINSTEINZEUG



TH2.0 - OUTDOOR




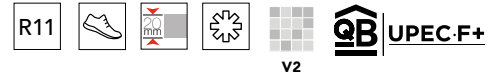
| | | |
|-----------------------------|-------------------------|-------------------------|
| | | |
| 60x120 24"x48" | 60x90 24"x36" | 60x60 24"x24" |
| TH2.0 20 mm | TH2.0 20 mm | TH2.0 20 mm |
| R11 | R11 | R11 |
| RETT | RETT | RETT |
| CANDIDO NEBULO | CANDIDO NEBULO | CANDIDO NEBULO |
| 155 | 157 | 151 |
| PRICE CODE / M ² | | |

STONE

AGATHÒS

P. 70

GRES PORCELLANATO COLORATO IN MASSA
 PORCELAIN STONEWARE COLOURED IN BODY
 GRÈS CÉRAME COLORÉ DANS LA MASSE
 DURCHGEFÄRBTES FEINSTEINZEUG



TH2.0 - OUTDOOR

| | |
|---|---|
| | |
| 60x120 24"x48" | 60x60 24"x24" |
| TH2.0 20 mm | TH2.0 20 mm |
| R11 | R11 |
| RETT | RETT |
| WHITE GREY MULTICOLOR ANTHRACITE | WHITE GREY MULTICOLOR ANTHRACITE |
| 155 | 151 |
| PRICE CODE / M ² | |

TH2.0 OUTDOOR SOLUTIONS

STONE

AURA

P. 71

GRES PORCELLANATO COLORATO IN MASSA
PORCELAIN STONEWARE COLOURED IN BODY
GRÈS CÉRAMÉ COLORÉ DANS LA MASSE
DURCHGEFÄRBTES FEINSTEINZEUG



TH2.0 - OUTDOOR



| 60x120 24"x48" | 60x90 24"x36" | 60x60 24"x24" |
|-----------------------------|--------------------|--------------------|
| TH2.0 20 mm | TH2.0 20 mm | TH2.0 20 mm |
| R11 | R11 | R11 |
| RETT | RETT | RETT |
| LIGHT GREY GREY | LIGHT GREY GREY | LIGHT GREY GREY |
| 155 | 157 | 151 |
| PRICE CODE / M ² | | |

STONE

BASALTINA

P. 72

GRES PORCELLANATO COLORATO IN MASSA
PORCELAIN STONEWARE COLOURED IN BODY
GRÈS CÉRAMÉ COLORÉ DANS LA MASSE
DURCHGEFÄRBTES FEINSTEINZEUG



TH2.0 - OUTDOOR


| 120x120 48"x48" | 60x120 24"x48" | 60x90 24"x36" | 60x60 24"x24" |
|-----------------------------|-------------------|------------------|---------------------------|
| TH2.0 20 mm | TH2.0 20 mm | TH2.0 20 mm | TH2.0 20 mm |
| R11 | R11 | R11 | R11 |
| RETT | RETT | RETT | RETT |
| GREY PIOMBO | GREY PIOMBO | GREY PIOMBO | UPEC.F+ GREY PIOMBO |
| 165 | 155 | 157 | 151 |
| PRICE CODE / M ² | | | |

STONE

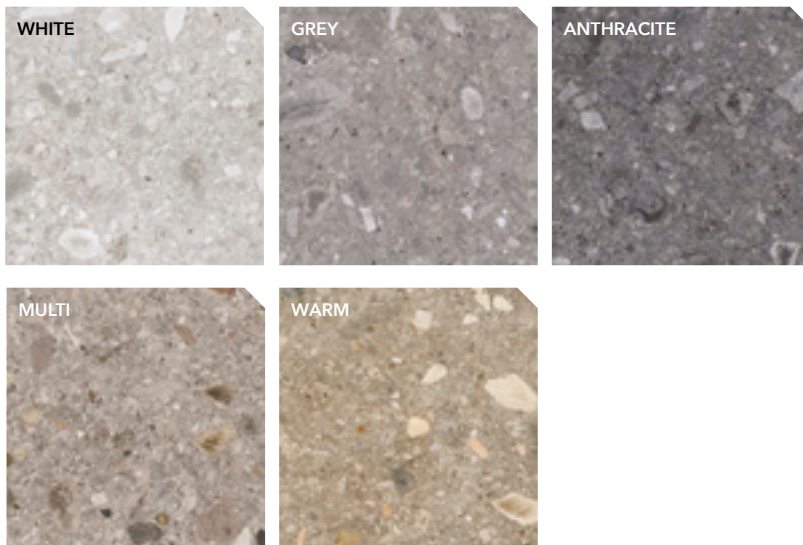
CEPPO DI GRÈ

P. 74

GRES PORCELLANATO COLORATO IN MASSA
 PORCELAIN STONEWARE COLOURED IN BODY
 GRÈS CÉRAME COLORÉ DANS LA MASSE
 DURCHGEFÄRBTES FEINSTEINZEUG



V3



TH2.0 - OUTDOOR

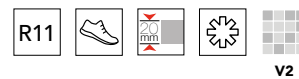
| | | | |
|--|--|--|--|
| | | | |
| 120x120 48"x48" | 60x120 24"x48" | 80x80 32"x32" | 60x60 24"x24" |
| TH2.0 20 mm | TH2.0 20 mm | TH2.0 20 mm | TH2.0 20 mm |
| R11 | R11 | R11 | R11 |
| RETT | RETT | RETT | RETT |
| WHITE GREY ANTHRACITE MULTI WARM | WHITE GREY ANTHRACITE MULTI WARM | WHITE GREY ANTHRACITE MULTI WARM | MULTI WARM WHITE GREY ANTHRACITE |
| 165 | 155 | 156 | 151 |
| PRICE CODE / M ² | | | |

STONE


HARDSTONE

P. 76

GRES PORCELLANATO COLORATO IN MASSA
 PORCELAIN STONEWARE COLOURED IN BODY
 GRÈS CÉRAME COLORÉ DANS LA MASSE
 DURCHGEFÄRBTES FEINSTEINZEUG



V2



TH2.0 - OUTDOOR

| | | |
|-----------------------------|-------------------------|-------------------------|
| | | |
| 120x120 48"x48" | 80x80 32"x32" | 60x60 24"x24" |
| TH2.0 20 mm | TH2.0 20 mm | TH2.0 20 mm |
| R11 | R11 | R11 |
| RETT | RETT | RETT |
| LIGHT DARK | LIGHT DARK | LIGHT DARK |
| 165 | 156 | 151 |
| PRICE CODE / M ² | | |


TH2.0 OUTDOOR SOLUTIONS

STONE


LOOP

P. 77

GRES PORCELLANATO COLORATO IN MASSA
PORCELAIN STONEWARE COLOURED IN BODY
GRÈS CÉRAME COLORE DANS LA MASSE
DURCHGEFÄRBTES FEINSTEINZEUG



V3

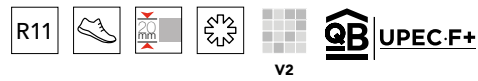


STONE



MOONSTONE

P. 79


GRES PORCELLANATO COLORATO IN MASSA
PORCELAIN STONEWARE COLOURED IN BODY
GRÈS CÉRAME COLORE DANS LA MASSE
DURCHGEFÄRBTES FEINSTEINZEUG



V2




TH2.0 - OUTDOOR



| 120x120 48"x48" | 60x120 24"x48" | 60x60 24"x24" |
|-----------------------------|--------------------|-------------------------------|
| TH2.0 20 mm | TH2.0 20 mm | TH2.0 20 mm |
| R11 | R11 | R11 |
| RETT | RETT | RETT |
| GREY ANTHRACITE | GREY ANTHRACITE | UPEC-F+ GREY ANTHRACITE |
| 165 | 155 | 151 |
| PRICE CODE / M ² | | |

TH2.0 - OUTDOOR



| 60x120 24"x48" | 60x60 24"x24" |
|-----------------------------|----------------------------------|
| TH2.0 20 mm | TH2.0 20 mm |
| R11 | R11 |
| RETT | RETT |
| CREAM GREY | CREAM GREY UPEC-F+ GREY |
| 155 | 151 |
| PRICE CODE / M ² | |

STONE


PENNSLATE

P. 80

GRES PORCELLANATO COLORATO IN MASSA
 PORCELAIN STONEWARE COLOURED IN BODY
 GRÈS CÉRAME COLORÉ DANS LA MASSE
 DURCHGEFÄRBTES FEINSTEINZEUG



V3



TH2.0 - OUTDOOR

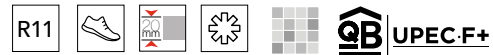
| | | |
|--|--|--|
| | | |
| 60x120 24"x48" | 60x90 24"x36" | 60x60 24"x24" |
| TH2.0 20 mm | TH2.0 20 mm | TH2.0 20 mm |
| R11 | R11 | R11 |
| RETT | RETT | RETT |
| FORGE POCONO AKIBA BALI KOKO | FORGE POCONO AKIBA BALI KOKO | FORGE POCONO AKIBA BALI KOKO |
| 155 | 157 | 151 |
| PRICE CODE / M ² | | |

STONE


PIETRA DI VALS

P. 82

GRES PORCELLANATO COLORATO IN MASSA
 PORCELAIN STONEWARE COLOURED IN BODY
 GRÈS CÉRAME COLORÉ DANS LA MASSE
 DURCHGEFÄRBTES FEINSTEINZEUG



V3



TH2.0 - OUTDOOR

| | | | | |
|-----------------------------|--------------------------|-------------------------|-------------------------|-------------------------|
| | | | | |
| 120x120 48"x48" | 60x120 24"x48" | 60x90 24"x36" | 80x80 32"x32" | 60x60 24"x24" |
| TH2.0 20 mm | TH2.0 20 mm | TH2.0 20 mm | TH2.0 20 mm | TH2.0 20 mm |
| R11 | R11 | R11 | R11 | R11 |
| RETT | RETT | RETT | RETT | RETT |
| GREY | GREY | GREY | GREY | GREY |
| 165 | 155 | 157 | 156 | 151 |
| PRICE CODE / M ² | | | | |

TH2.0


TH2.0 OUTDOOR SOLUTIONS

STONE




RUSHMORE

P. 85

GRES PORCELLANATO COLORATO IN MASSA
PORCELAIN STONEWARE COLOURED IN BODY
GRÈS CÉRAME COLORE DANS LA MASSE
DURCHGEFÄRBTES FEINSTEINZEUG



TH2.0 - OUTDOOR

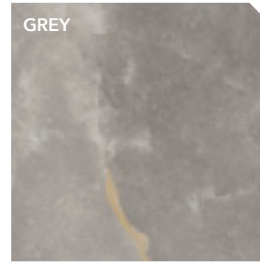


|  |  |  |
|---|---|---|
| 60x120 24"x48" | 60x90 24"x36" | 60x60 24"x24" |
| TH2.0 20 mm | TH2.0 20 mm | TH2.0 20 mm |
| R11 | R11 | R11 |
| RETT | RETT | RETT |
| GREY BEIGE | GREY BEIGE | GREY BEIGE |
| 155 | 157 | 151 |
| PRICE CODE / M² | | |

STONE




SPARK

P. 87

GRES PORCELLANATO COLORATO IN MASSA
PORCELAIN STONEWARE COLOURED IN BODY
GRÈS CÉRAME COLORE DANS LA MASSE
DURCHGEFÄRBTES FEINSTEINZEUG




TH2.0 - OUTDOOR

|  |  |  |
|---|---|---|
| 60x120 24"x48" | 80x80 32"x32" | 60x60 24"x24" |
| TH2.0 20 mm | TH2.0 20 mm | TH2.0 20 mm |
| R11 | R11 | R11 |
| RETT | RETT | RETT |
| WHITE WARM GREY | WHITE WARM GREY | WHITE WARM GREY |
| 155 | 156 | 151 |
| PRICE CODE / M² | | |

STONE SUNSTONE

P. 88

GRES PORCELLANATO COLORATO IN MASSA
PORCELAIN STONEWARE COLOURED IN BODY
GRÈS CÉRAME COLORÉ DANS LA MASSE
DURCHGEFÄRBTES FEINSTEINZEUG



TH2.0 - OUTDOOR

| | | | |
|-----------------------------|-------------------------------|-------------------------------|-------------------------------|
| | | | |
| 120x120 48"x48" | 60x120 24"x48" | 60x90 24"x36" | 60x60 24"x24" |
| TH2.0 20 mm | TH2.0 20 mm | TH2.0 20 mm | TH2.0 20 mm |
| R11 | R11 | R11 | R11 |
| RETT | RETT | RETT | RETT |
| FREYA LOKI GROA | FREYA ALOF LOKI GROA | FREYA ALOF LOKI GROA | FREYA ALOF LOKI GROA |
| 165 | 155 | 157 | 151 |
| PRICE CODE / M ² | | | |

STONE UNIKA

P. 90

GRES PORCELLANATO COLORATO IN MASSA
PORCELAIN STONEWARE COLOURED IN BODY
GRÈS CÉRAME COLORÉ DANS LA MASSE
DURCHGEFÄRBTES FEINSTEINZEUG



TH2.0 - OUTDOOR

| | |
|-----------------------------|-------------------------|
| | |
| 60x120 24"x48" | 60x60 24"x24" |
| TH2.0 20 mm | TH2.0 20 mm |
| R11 | R11 |
| RETT | RETT |
| UNIKA | UNIKA |
| 155 | 151 |
| PRICE CODE / M ² | |

TH2.0 OUTDOOR SOLUTIONS

STONE




URANO

P. 91

GRES PORCELLANATO
PORCELAIN STONEWARE
GRÈS CÉRAME
FEINSTEINZEUG



TH2.0 - OUTDOOR


| | | |
|---|---|---|
|  |  |  |
| 60x120 24"x48" | 60x90 24"x36" | 60x60 24"x24" |
| TH2.0 20 mm | TH2.0 20 mm | TH2.0 20 mm |
| R11 | R11 | R11 |
| RETT | RETT | RETT |
| GRIGIO | GRIGIO | GRIGIO |
| 155 | 157 | 151 |
| PRICE CODE / M² | | |

WARM



ANTIQUA

P. 100

GRES PORCELLANATO COLORATO IN MASSA
PORCELAIN STONEWARE COLOURED IN BODY
GRÈS CÉRAME COLORE DANS LA MASSE
DURCHGEFÄRBTES FEINSTEINZEUG



TH2.0 - OUTDOOR

| | |
|---|---|
|  |  |
| 30x120 12"x48" | 60x60 24"x24" |
| TH2.0 20 mm | TH2.0 20 mm |
| R11 | R11 |
| RETT | RETT |
| MIELE ROVERE GRIGIO | MIELE ROVERE GRIGIO |
| 156 | 151 |
| PRICE CODE / M² | |

WARM NATURE

P. 103

GRES PORCELLANATO COLORATO IN MASSA
PORCELAIN STONWARE COLOURED IN BODY
GRÈS CÉRAME COLORÉ DANS LA MASSE
DURCHGEFÄRBTES FEINSTEINZEUG




TH2.0 - OUTDOOR

| | | |
|-----------------------------|--------------------------|-------------------------|
| | | |
| 60x120 24"x48" | 30x120 12"x48" | 60x60 24"x24" |
| TH2.0 20 mm | TH2.0 20 mm | TH2.0 20 mm |
| R11 | R11 | R11 |
| RETT | RETT | RETT |
| GREY BROWN | GREY BROWN | GREY BROWN |
| 155 | 156 | 151 |
| PRICE CODE / M ² | | |

WARM PADOUK

P. 104

GRES PORCELLANATO COLORATO IN MASSA
PORCELAIN STONWARE COLOURED IN BODY
GRÈS CÉRAME COLORÉ DANS LA MASSE
DURCHGEFÄRBTES FEINSTEINZEUG



TH2.0 - OUTDOOR

| | | |
|-------------------------------|-------------------------------|-------------------------------|
| | | |
| 60x120 24"x48" | 30x120 12"x48" | 60x60 24"x24" |
| TH2.0 20 mm | TH2.0 20 mm | TH2.0 20 mm |
| R11 | R11 | R11 |
| RETT | RETT | RETT |
| WHITE BEIGE NUT GREY | WHITE BEIGE NUT GREY | WHITE BEIGE NUT GREY |
| 155 | 156 | 151 |
| PRICE CODE / M ² | | |




TH2.0 OUTDOOR SOLUTIONS

WARM

ROBUR

P. 105

GRES PORCELLANATO COLORATO IN MASSA
PORCELAIN STONEWARE COLOURED IN BODY
GRÈS CÉRAME COLORE DANS LA MASSE
DURCHGEFÄRBTES FEINSTEINZEUG



TH2.0 - OUTDOOR






| |
|--------------------------------|
| 30x120 12"x48" |
| TH2.0 20 mm |
| R11 |
| RETT |
| OAT HONEY PECAN COCOA |
| 156 |
| PRICE CODE / M ² |

WARM

WOODBREAK

P. 107

GRES PORCELLANATO COLORATO IN MASSA
PORCELAIN STONEWARE COLOURED IN BODY
GRÈS CÉRAME COLORE DANS LA MASSE
DURCHGEFÄRBTES FEINSTEINZEUG



TH2.0 - OUTDOOR

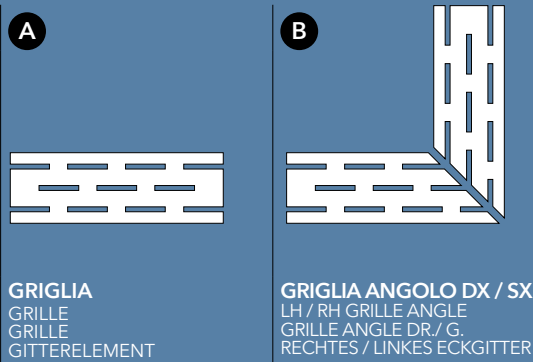


| |
|----------------------------------|
| 30x120 12"x48" |
| TH2.0 20 mm |
| R11 |
| RETT |
| HEMLOCK LARCH OAK EBONY |
| 156 |
| PRICE CODE / M ² |

TH2.0 OUTDOOR SOLUTIONS

I pezzi speciali

Special Pieces.
Pièces Spéciales.
Formteile.



A
GRIGLIA
GRILLE
GRILLE
GITTERELEMENT

B
GRIGLIA ANGOLO DX / SX
LH / RH GRILLE ANGLE
GRILLE ANGLE DR. / G.
RECHTES / LINKES ECKGITTER

20x80
8"x32"

RETTIFICATO
RECTIFIED
RECTIFIÉ
REKTIFIZIERT

PRICE
CODE / PC

20x60
8"x24"

RETTIFICATO
RECTIFIED
RECTIFIÉ
REKTIFIZIERT

PRICE
CODE / PC

20x80
8"x32"

RETTIFICATO
RECTIFIED
RECTIFIÉ
REKTIFIZIERT

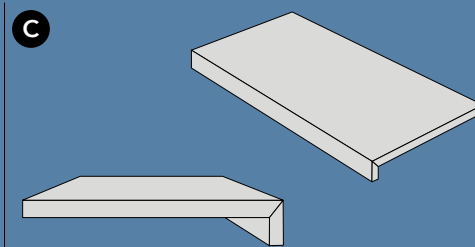
PRICE
CODE / PC

20x60
8"x24"

RETTIFICATO
RECTIFIED
RECTIFIÉ
REKTIFIZIERT

PRICE
CODE / PC

| | | 20x80 8"x32" | 20x60 8"x24" | 20x80 8"x32" | 20x60 8"x24" |
|-----------------|---------------|-----------------|-----------------|-----------------|-----------------|
| BRERA | PAG. 10 / 120 | 174 | 162 | 179 | 166 |
| FLATIRON | PAG. 15 / 120 | 174 | 162 | 179 | 166 |
| LOFT | PAG. 17 / 121 | 174 | 162 | 179 | 166 |
| MAGNETIC | PAG. 18 / 121 | 174 | 162 | 179 | 166 |
| PARKER | PAG. 22 / 122 | 174 | 162 | 179 | 166 |



C
ELEMENTO PROFILO A "L" INCOLLATO
BONDED "L" PROFILE ELEMENT
PROFILÉ EN « L » COLLÉ
GEKLEBTES „L“-PROFILELEMENT

30x120x5
12"x48"x2"

RETTIFICATO
RECTIFIED
RECTIFIÉ
REKTIFIZIERT

PRICE
CODE / PC

40x80x5
16"x32"x2"

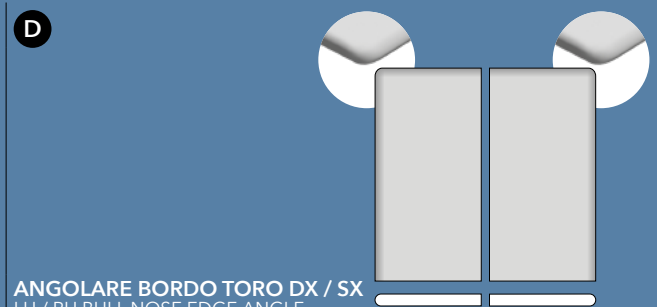
RETTIFICATO
RECTIFIED
RECTIFIÉ
REKTIFIZIERT

PRICE
CODE / PC

30x60x5
12"x24"x2"

RETTIFICATO
RECTIFIED
RECTIFIÉ
REKTIFIZIERT

PRICE
CODE / PC



D
ANGOLARE BORDO TORO DX / SX
LH / RH BULL NOSE EDGE ANGLE
PIECE D'ANGLE BORD BOUDIN DR. / G.
RECHTE / LINKE „L“ ECKELEMENT

60x120
24"x48"

RETTIFICATO
RECTIFIED
RECTIFIÉ
REKTIFIZIERT

PRICE
CODE / PC

30x120
12"x48"

RETTIFICATO
RECTIFIED
RECTIFIÉ
REKTIFIZIERT

PRICE
CODE / PC

40x80
16"x32"

RETTIFICATO
RECTIFIED
RECTIFIÉ
REKTIFIZIERT

PRICE
CODE / PC

30x60
12"x24"

RETTIFICATO
RECTIFIED
RECTIFIÉ
REKTIFIZIERT

PRICE
CODE / PC

| | | 30x120x5 12"x48"x2" | 40x80x5 16"x32"x2" | 30x60x5 12"x24"x2" | 60x120 24"x48" | 30x120 12"x48" | 40x80 16"x32" | 30x60 12"x24" |
|-----------------|---------------|------------------------|-----------------------|-----------------------|-------------------|-------------------|------------------|------------------|
| BRERA | PAG. 10 / 120 | 181 | 172 | 162 | 183 | 183 | 178 | 172 |
| FLATIRON | PAG. 15 / 120 | 181 | 172 | 162 | 183 | 183 | 178 | 172 |
| LOFT | PAG. 17 / 121 | 181 | 172 | 162 | 183 | 183 | 178 | 172 |
| MAGNETIC | PAG. 18 / 121 | 181 | 172 | 162 | 183 | 183 | 178 | 172 |
| PARKER | PAG. 22 / 122 | 181 | 172 | 162 | 183 | 183 | 178 | 172 |

TH2.0

I pezzi speciali

Special Pieces.
Pièces Spéciales.
Formteile.

THE
CONTEMPORARY
STYLE

| E | | | | F | | | |
|---|--|--|--|---|--|--|--|
|  | | | |  | | | |
| ROUND LINEARE LINEAR ROUND PIÈCE LINÉAIRE RONDE RUNDKANTENELEMENT | | | | ROUND ANGOLARE DX / SX LH / RH ROUND ANGLE PIÈCE D'ANGLE RONDE DR. / G. RECHTE / LINKE ECKE RUNDKANTE | | | |
| 60x120 24"x48" | 30x120 12"x48" | 40x80 16"x32" | 30x60 12"x24" | 60x120 24"x48" | 30x120 12"x48" | 40x80 16"x32" | 30x60 12"x24" |
| RETTIFICATO RECTIFIED RECTIFIÉ REKTIFIZIERT | RETTIFICATO RECTIFIED RECTIFIÉ REKTIFIZIERT | RETTIFICATO RECTIFIED RECTIFIÉ REKTIFIZIERT | RETTIFICATO RECTIFIED RECTIFIÉ REKTIFIZIERT | RETTIFICATO RECTIFIED RECTIFIÉ REKTIFIZIERT | RETTIFICATO RECTIFIED RECTIFIÉ REKTIFIZIERT | RETTIFICATO RECTIFIED RECTIFIÉ REKTIFIZIERT | RETTIFICATO RECTIFIED RECTIFIÉ REKTIFIZIERT |
| PRICE CODE / PC | PRICE CODE / PC | PRICE CODE / PC | PRICE CODE / PC | PRICE CODE / PC | PRICE CODE / PC | PRICE CODE / PC | PRICE CODE / PC |
| 177 | 171 | 166 | 152 | 179 | 179 | 172 | 157 |
| 177 | 171 | 166 | 152 | 179 | 179 | 172 | 157 |
| 177 | 171 | 166 | 152 | 179 | 179 | 172 | 157 |
| 177 | 171 | 166 | 152 | 179 | 179 | 172 | 157 |
| 177 | 171 | 166 | 152 | 179 | 179 | 172 | 157 |

| A | | B | |
|--|--|--|--|
| GRIGLIA GRILLE GRILLE GITTERELEMENT | | GRIGLIA ANGOLO DX / SX LH / RH GRILLE ANGLE GRILLE ANGLE DR./ G. RECHTES / LINKES ECKGITTER | |
| 20x90 8"x36" | 20x60 8"x24" | 20x90 8"x36" | 20x60 8"x24" |
| RETTIFICATO RECTIFIED RECTIFIÉ REKTIFIZIERT | RETTIFICATO RECTIFIED RECTIFIÉ REKTIFIZIERT | RETTIFICATO RECTIFIED RECTIFIÉ REKTIFIZIERT | RETTIFICATO RECTIFIED RECTIFIÉ REKTIFIZIERT |
| PRICE CODE / PC | PRICE CODE / PC | PRICE CODE / PC | PRICE CODE / PC |



| | | | | | |
|-----------|---------------|-----|-----|-----|-----|
| CALACATTA | PAG. 38 / 122 | - | 162 | - | 166 |
| NAVONA | PAG. 51 / 123 | 176 | 162 | 180 | 166 |

| C | | |
|---|--|--|
| ELEMENTO PROFILO A "L" INCOLLATO BONDED "L" PROFILE ELEMENT PROFILÉ EN « L » COLLÉ GEKLEBTES „L“-PROFILELEMENT | | |
| 30x120x5 12"x48"x2" | 30x90x5 12"x36"x2" | 30x60x5 12"x24"x2" |
| RETTIFICATO RECTIFIED RECTIFIÉ REKTIFIZIERT | RETTIFICATO RECTIFIED RECTIFIÉ REKTIFIZIERT | RETTIFICATO RECTIFIED RECTIFIÉ REKTIFIZIERT |
| PRICE CODE / PC | PRICE CODE / PC | PRICE CODE / PC |

| D | | | |
|---|--|--|--|
| ANGOLARE BORDO TORO DX / SX LH / RH BULL NOSE EDGE ANGLE PIÈCE D'ANGLE BORD BOUDIN DR./ G. RECHTE / LINKE „L“ ECKELEMENT | | | |
| 60x120 24"x48" | 30x120 12"x48" | 60x90 24"x36" | 30x60 12"x24" |
| RETTIFICATO RECTIFIED RECTIFIÉ REKTIFIZIERT | RETTIFICATO RECTIFIED RECTIFIÉ REKTIFIZIERT | RETTIFICATO RECTIFIED RECTIFIÉ REKTIFIZIERT | RETTIFICATO RECTIFIED RECTIFIÉ REKTIFIZIERT |
| PRICE CODE / PC | PRICE CODE / PC | PRICE CODE / PC | PRICE CODE / PC |

| | | | | | | | | |
|-----------|---------------|-----|-----|-----|-----|-----|-----|-----|
| CALACATTA | PAG. 38 / 122 | 181 | - | 162 | 183 | 183 | - | 172 |
| NAVONA | PAG. 51 / 123 | 181 | 173 | 162 | 183 | 183 | 179 | 172 |

TH2.0



I pezzi speciali

Special Pieces.
Pièces Spéciales.
Formteile.

THE
MARBLE
STYLE



E



ROUND LINEARE
LINEAR ROUND
PIÈCE LINÉAIRE RONDE
RUNDKANTENELEMENT

60x120
24"x48"

RETTIFICATO
RECTIFIED
RECTIFIÉ
REKTIFIZIERT

PRICE
CODE / PC

177

30x120
12"x48"

RETTIFICATO
RECTIFIED
RECTIFIÉ
REKTIFIZIERT

PRICE
CODE / PC

171

60x90
24"x36"

RETTIFICATO
RECTIFIED
RECTIFIÉ
REKTIFIZIERT

PRICE
CODE / PC

-

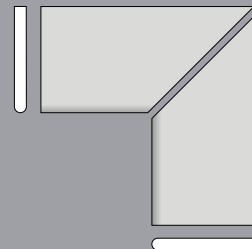
30x60
12"x24"

RETTIFICATO
RECTIFIED
RECTIFIÉ
REKTIFIZIERT

PRICE
CODE / PC

152

F



ROUND ANGOLARE DX / SX
LH / RH ROUND ANGLE
PIÈCE D'ANGLE RONDE DR. / G.
RECHTE / LINKE ECKE RUNDKANTE

60x120
24"x48"

RETTIFICATO
RECTIFIED
RECTIFIÉ
REKTIFIZIERT

PRICE
CODE / PC

179

30x120
12"x48"

RETTIFICATO
RECTIFIED
RECTIFIÉ
REKTIFIZIERT

PRICE
CODE / PC

179

60x90
24"x36"

RETTIFICATO
RECTIFIED
RECTIFIÉ
REKTIFIZIERT

PRICE
CODE / PC

-

30x60
12"x24"

RETTIFICATO
RECTIFIED
RECTIFIÉ
REKTIFIZIERT

PRICE
CODE / PC

157

177

171

167

152

179

179

173

157

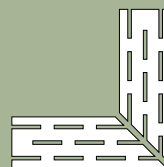
A

GRIGLIA
GRILLE
GRILLE
GITTERELEMENT



B

GRIGLIA ANGOLO DX / SX
LH / RH GRILLE ANGLE
GRILLE ANGLE DR./G.
RECHTES / LINKES ECKGITTER



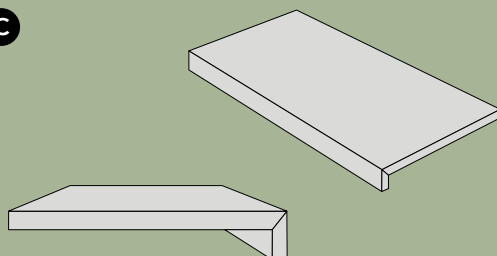
| | 20x90 8"x36" | 20x80 8"x32" | 20x60 8"x24" | 20x90 8"x36" | 20x80 8"x32" | 20x60 8"x24" |
|--|--|--|--|--|--|--|
| | RETTIFICATO RECTIFIED RECTIFIÉ REKTIFIZIERT | RETTIFICATO RECTIFIED RECTIFIÉ REKTIFIZIERT | RETTIFICATO RECTIFIED RECTIFIÉ REKTIFIZIERT | RETTIFICATO RECTIFIED RECTIFIÉ REKTIFIZIERT | RETTIFICATO RECTIFIED RECTIFIÉ REKTIFIZIERT | RETTIFICATO RECTIFIED RECTIFIÉ REKTIFIZIERT |
| | PRICE CODE / PC | PRICE CODE / PC | PRICE CODE / PC | PRICE CODE / PC | PRICE CODE / PC | PRICE CODE / PC |

| AGATHÒS | PAG. 70 / 123 | - | - | 162 | - | - | 166 | |
|----------------|---------------|-----|-----|-----|-----|-----|-----|--|
| AURA | PAG. 71 / 124 | 176 | - | 162 | 180 | - | 166 | |
| BASALTINA | PAG. 72 / 124 | 176 | - | 162 | 180 | - | 166 | |
| CEPPO DI GRÈ | PAG. 74 / 125 | - | 174 | 162 | - | 179 | 166 | |
| HARDSTONE | PAG. 76 / 125 | - | 174 | 162 | - | 179 | 166 | |
| LOOP | PAG. 77 / 126 | - | - | 162 | - | - | 166 | |
| MOONSTONE | PAG. 79 / 126 | - | - | 162 | - | - | 166 | |
| PENNSLATE | PAG. 80 / 127 | 176 | - | 162 | 180 | - | 166 | |
| PIETRA DI VALS | PAG. 82 / 127 | 176 | 174 | 162 | 180 | 179 | 166 | |
| RUSHMORE | PAG. 85 / 128 | 176 | - | 162 | 180 | - | 166 | |
| SPARK | PAG. 87 / 128 | - | 174 | 162 | - | 179 | 166 | |
| SUNSTONE | PAG. 88 / 129 | 176 | - | 162 | 180 | - | 166 | |
| UNIKA | PAG. 90 / 129 | - | - | 162 | - | - | 166 | |
| URANO | PAG. 91 / 130 | 176 | - | 162 | 180 | - | 166 | |



C

ELEMENTO PROFILO A "L" INCOLLATO
BONDED "L" PROFILE ELEMENT
PROFILÉ EN « L » COLLÉ
GEKLEBTES „L“-PROFILELEMENT

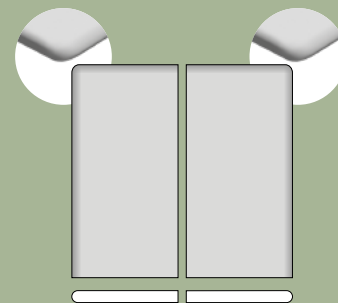


| | 30x90x5 12"x36"x2" | 30x120x5 12"x48"x2" | 40x80x5 16"x32"x2" | 30x60x5 12"x24"x2" |
|--|--|--|--|--|
| | RETTIFICATO RECTIFIED RECTIFIÉ REKTIFIZIERT | RETTIFICATO RECTIFIED RECTIFIÉ REKTIFIZIERT | RETTIFICATO RECTIFIED RECTIFIÉ REKTIFIZIERT | RETTIFICATO RECTIFIED RECTIFIÉ REKTIFIZIERT |
| | PRICE CODE / PC | PRICE CODE / PC | PRICE CODE / PC | PRICE CODE / PC |

| AGATHÒS | PAG. 70 / 123 | - | 181 | - | 162 | 183 | - | 183 | - | 172 |
|----------------|---------------|-----|-----|-----|-----|-----|-----|-----|-----|-----|
| AURA | PAG. 71 / 124 | 173 | 181 | - | 162 | 183 | 179 | 183 | - | 172 |
| BASALTINA | PAG. 72 / 124 | 173 | 181 | - | 162 | 183 | 179 | 183 | - | 172 |
| CEPPO DI GRÈ | PAG. 74 / 125 | - | 181 | 172 | 162 | 183 | - | 183 | 178 | 172 |
| HARDSTONE | PAG. 76 / 125 | - | - | 172 | 162 | 183 | - | - | 178 | 172 |
| LOOP | PAG. 77 / 126 | - | 181 | - | 162 | 183 | - | 183 | - | 172 |
| MOONSTONE | PAG. 79 / 126 | - | 181 | - | 162 | 183 | - | 183 | - | 172 |
| PENNSLATE | PAG. 80 / 127 | 173 | 181 | - | 162 | 183 | 179 | 183 | - | 172 |
| PIETRA DI VALS | PAG. 82 / 127 | 173 | 181 | 172 | 162 | 183 | 179 | 183 | 178 | 172 |
| RUSHMORE | PAG. 85 / 128 | 173 | 181 | - | 162 | 183 | 179 | 183 | - | 172 |
| SPARK | PAG. 87 / 128 | - | 181 | 172 | 162 | - | - | 183 | 178 | 172 |
| SUNSTONE | PAG. 88 / 129 | 173 | 181 | - | 162 | 183 | 179 | 183 | - | 172 |
| UNIKA | PAG. 90 / 129 | - | 181 | - | 162 | 183 | - | 183 | - | 172 |
| URANO | PAG. 91 / 130 | 173 | 181 | - | 162 | 183 | 179 | 183 | - | 172 |

D

ANGOLARE BORDO TORO DX / SX
LH / RH BULL NOSE EDGE ANGLE
PIÈCE D'ANGLE BORD BOUDIN DR./ G.
RECHTE / LINKE „L“ ECKELEMENT



| | 60x120 24"x48" | 60x90 24"x36" | 30x120 12"x48" | 40x80 16"x32" | 30x60 12"x24" |
|--|--|--|--|--|--|
| | RETTIFICATO RECTIFIED RECTIFIÉ REKTIFIZIERT | RETTIFICATO RECTIFIED RECTIFIÉ REKTIFIZIERT | RETTIFICATO RECTIFIED RECTIFIÉ REKTIFIZIERT | RETTIFICATO RECTIFIED RECTIFIÉ REKTIFIZIERT | RETTIFICATO RECTIFIED RECTIFIÉ REKTIFIZIERT |
| | PRICE CODE / PC | PRICE CODE / PC | PRICE CODE / PC | PRICE CODE / PC | PRICE CODE / PC |


TH2.0

I pezzi speciali

Special Pieces.
Pièces Spéciales.
Formteile.

THE
STONE
STYLE

E



ROUND LINEARE
LINEAR ROUND
PIÈCE LINÉAIRE RONDE
RUNDKANTENELEMENT



F

ROUND ANGOLARE DX / SX
LH / RH ROUND ANGLE
PIÈCE D'ANGLE RONDE DR. / G.
RECHTE / LINKE ECKE RUNDKANTE

60x120
24"x48"

RETTIFICATO
RECTIFIED
RECTIFIÉ
REKTIFIZIERT

PRICE
CODE / PC

177

60x90
24"x36"

RETTIFICATO
RECTIFIED
RECTIFIÉ
REKTIFIZIERT

PRICE
CODE / PC

-

30x120
12"x48"

RETTIFICATO
RECTIFIED
RECTIFIÉ
REKTIFIZIERT

PRICE
CODE / PC

171

40x80
16"x32"

RETTIFICATO
RECTIFIED
RECTIFIÉ
REKTIFIZIERT

PRICE
CODE / PC

-

30x60
12"x24"

RETTIFICATO
RECTIFIED
RECTIFIÉ
REKTIFIZIERT

PRICE
CODE / PC

152

60x120
24"x48"

RETTIFICATO
RECTIFIED
RECTIFIÉ
REKTIFIZIERT

PRICE
CODE / PC

179

60x90
24"x36"

RETTIFICATO
RECTIFIED
RECTIFIÉ
REKTIFIZIERT

PRICE
CODE / PC

-

30x120
12"x48"

RETTIFICATO
RECTIFIED
RECTIFIÉ
REKTIFIZIERT

PRICE
CODE / PC

179

40x80
16"x32"

RETTIFICATO
RECTIFIED
RECTIFIÉ
REKTIFIZIERT

PRICE
CODE / PC

-

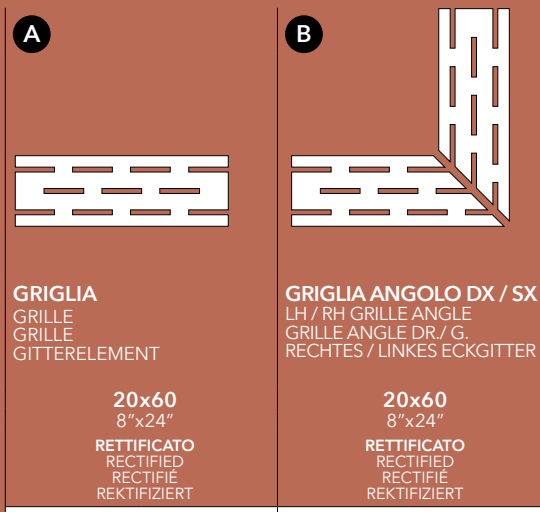
30x60
12"x24"

RETTIFICATO
RECTIFIED
RECTIFIÉ
REKTIFIZIERT

PRICE
CODE / PC

157

| PRICE CODE / PC | PRICE CODE / PC | PRICE CODE / PC | PRICE CODE / PC | PRICE CODE / PC | PRICE CODE / PC | PRICE CODE / PC | PRICE CODE / PC | PRICE CODE / PC | PRICE CODE / PC | PRICE CODE / PC |
|--------------------|--------------------|--------------------|--------------------|--------------------|--------------------|--------------------|--------------------|--------------------|--------------------|--------------------|
| 177 | - | 171 | - | 152 | 179 | - | 179 | - | 157 | |
| 177 | 167 | 171 | - | 152 | 179 | 173 | 179 | - | 157 | |
| 177 | 167 | 171 | - | 152 | 179 | 173 | 179 | - | 157 | |
| 177 | - | 171 | 166 | 152 | 179 | - | 179 | 172 | 157 | |
| 177 | - | - | 166 | 152 | 179 | - | - | 172 | 157 | |
| 177 | - | 171 | - | 152 | 179 | - | 179 | - | 157 | |
| 177 | - | 171 | - | 152 | 179 | - | 179 | - | 157 | |
| 177 | 167 | 171 | - | 152 | 179 | 173 | 179 | - | 157 | |
| 177 | 167 | 171 | 166 | 152 | 179 | 173 | 179 | 172 | 157 | |
| 177 | 167 | 171 | - | 152 | 179 | 173 | 179 | - | 157 | |
| - | - | 171 | 166 | 152 | - | - | 179 | 172 | 157 | |
| 177 | 167 | 171 | - | 152 | 179 | 173 | 179 | - | 157 | |
| 177 | - | 171 | - | 152 | 179 | - | 179 | - | 157 | |
| 177 | 167 | 171 | - | 152 | 179 | 173 | 179 | - | 157 | |



A
GRIGLIA
 GRILLE
 GRILLE
 GITTERELEMENT

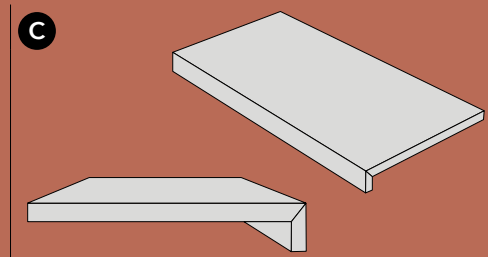
20x60
 8"x24"
 RETTIFICATO
 RECTIFIED
 RECTIFIÉ
 REKTIFIZIERT

B
GRIGLIA ANGOLO DX / SX
 LH / RH GRILLE ANGLE
 GRILLE ANGLE DR./ G.
 RECHTES / LINKES ECKGITTER

20x60
 8"x24"
 RETTIFICATO
 RECTIFIED
 RECTIFIÉ
 REKTIFIZIERT

PRICE CODE / PC

| | | PRICE CODE / PC | PRICE CODE / PC |
|------------------|----------------|-----------------|-----------------|
| ANTIQUA | PAG. 100 / 130 | 162 | 166 |
| NATURE | PAG. 103 / 131 | 162 | 166 |
| PADOUK | PAG. 104 / 131 | 162 | 166 |
| ROBUR | PAG. 105/ 132 | 162 | 166 |
| WOODBREAK | PAG. 107 / 132 | - | - |



C
ELEMENTO PROFILO A "L" INCOLLATO
 BONDED "L" PROFILE ELEMENT
 PROFILÉ EN « L » COLLE
 GEKLEBTES „L“-PROFILELEMENT

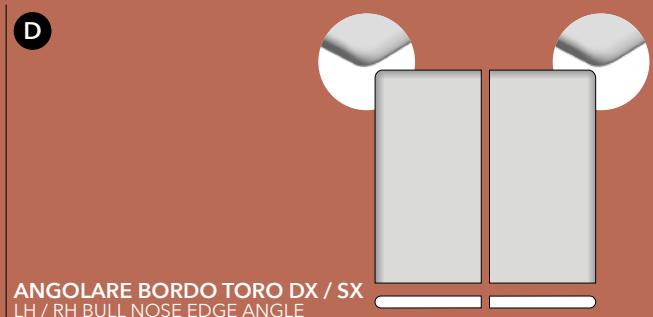
30x120x5
 12"x48"x2"
 RETTIFICATO
 RECTIFIED
 RECTIFIÉ
 REKTIFIZIERT

40x80x5
 16"x32"x2"
 RETTIFICATO
 RECTIFIED
 RECTIFIÉ
 REKTIFIZIERT

30x60x5
 12"x24"x2"
 RETTIFICATO
 RECTIFIED
 RECTIFIÉ
 REKTIFIZIERT

PRICE CODE / PC

| | | PRICE CODE / PC | PRICE CODE / PC | PRICE CODE / PC |
|------------------|----------------|-----------------|-----------------|-----------------|
| ANTIQUA | PAG. 100 / 130 | 181 | - | 162 |
| NATURE | PAG. 103 / 131 | 181 | - | 162 |
| PADOUK | PAG. 104 / 131 | 181 | - | 162 |
| ROBUR | PAG. 105/ 132 | 181 | - | - |
| WOODBREAK | PAG. 107 / 132 | 181 | - | - |



D
ANGOLARE BORDO TORO DX / SX
 LH / RH BULL NOSE EDGE ANGLE
 PIÈCE D'ANGLE BORD BOUDIN DR./ G.
 RECHTE / LINKE „L“ ECKELEMENT

60x120
 24"x48"
 RETTIFICATO
 RECTIFIED
 RECTIFIÉ
 REKTIFIZIERT

30x120
 12"x48"
 RETTIFICATO
 RECTIFIED
 RECTIFIÉ
 REKTIFIZIERT

40x80
 16"x32"
 RETTIFICATO
 RECTIFIED
 RECTIFIÉ
 REKTIFIZIERT

30x60
 12"x24"
 RETTIFICATO
 RECTIFIED
 RECTIFIÉ
 REKTIFIZIERT

PRICE CODE / PC

| | | PRICE CODE / PC | PRICE CODE / PC | PRICE CODE / PC | PRICE CODE / PC | PRICE CODE / PC | PRICE CODE / PC |
|------------------|----------------|-----------------|-----------------|-----------------|-----------------|-----------------|-----------------|
| ANTIQUA | PAG. 100 / 130 | 181 | - | 162 | - | 183 | 172 |
| NATURE | PAG. 103 / 131 | 181 | - | 162 | 183 | 183 | 172 |
| PADOUK | PAG. 104 / 131 | 181 | - | 162 | 183 | 183 | 172 |
| ROBUR | PAG. 105/ 132 | 181 | - | - | - | 183 | - |
| WOODBREAK | PAG. 107 / 132 | 181 | - | - | - | 183 | - |

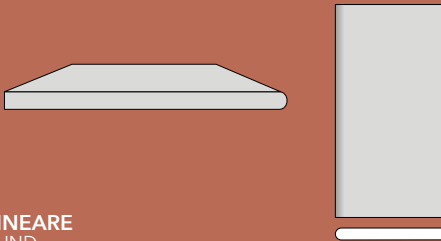
TH2.0

I pezzi speciali

Special Pieces.
Pièces Spéciales.
Formteile.

THE
WARM
STYLE

E



ROUND LINEARE
LINEAR ROUND
PIÈCE LINÉAIRE RONDE
RUNDKANTENELEMENT

60x120
24"x48"

RETTIFICATO
RECTIFIED
RECTIFIÉ
REKTIFIZIERT

30x120
12"x48"

RETTIFICATO
RECTIFIED
RECTIFIÉ
REKTIFIZIERT

40x80
16"x32"

RETTIFICATO
RECTIFIED
RECTIFIÉ
REKTIFIZIERT

30x60
12"x24"

RETTIFICATO
RECTIFIED
RECTIFIÉ
REKTIFIZIERT

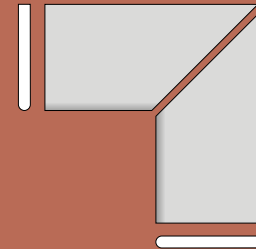
PRICE
CODE / PC

PRICE
CODE / PC

PRICE
CODE / PC

PRICE
CODE / PC

F



ROUND ANGOLARE DX / SX
LH / RH ROUND ANGLE
PIÈCE D'ANGLE RONDE DR. / G.
RECHTE / LINKE ECKE RUNDKANTE

60x120
24"x48"

RETTIFICATO
RECTIFIED
RECTIFIÉ
REKTIFIZIERT

30x120
12"x48"

RETTIFICATO
RECTIFIED
RECTIFIÉ
REKTIFIZIERT

40x80
16"x32"

RETTIFICATO
RECTIFIED
RECTIFIÉ
REKTIFIZIERT

30x60
12"x24"

RETTIFICATO
RECTIFIED
RECTIFIÉ
REKTIFIZIERT

PRICE
CODE / PC

PRICE
CODE / PC

PRICE
CODE / PC

PRICE
CODE / PC

| | PRICE CODE / PC | PRICE CODE / PC | PRICE CODE / PC | PRICE CODE / PC | PRICE CODE / PC | PRICE CODE / PC | PRICE CODE / PC | PRICE CODE / PC |
|-----|--------------------|--------------------|--------------------|--------------------|--------------------|--------------------|--------------------|--------------------|
| | - | 171 | - | 152 | - | 179 | - | 157 |
| 177 | 177 | 171 | - | 152 | 179 | 179 | - | 157 |
| 177 | 177 | 171 | - | 152 | 179 | 179 | - | 157 |
| - | - | 171 | - | - | - | 179 | - | - |
| - | - | 171 | - | - | - | 179 | - | - |


ARREDI PER IL BAGNO

BATHROOM
FURNITURES.

MOBILIER POUR LA
SALLE DE BAIN.

BADEZIMMERMÖBEL.






VASCA LAVABO DA APPOGGIO
Con piletta click clack in acciaio inox

SURFACE-MOINTE WASHBASIN
With stainless steel click clack drain

| | |
|-----------------------------|---------------|
| Dim: 60L x 40P x 15H | 2.934,50 €/pc |
|-----------------------------|---------------|

Copertura interna inclinata per vasca lavabo da appoggio (inclusa)
Angled internal washbasin cover (included)




TOP LAVABO INTEGRATO VASCA GRANDE
Con piletta click clack in acciaio inox

INTEGRATED TOP WITH LARGE WASHBASIN
With stainless steel click clack drain

| | |
|--------------------------------|---------------|
| Dim: 90L x 55P x 15H * | 3.326,02 €/pc |
| Dim: 120L x 55P x 15H * | 3.417,25 €/pc |

Copertura interna inclinata per vasca lavabo da appoggio (inclusa)
Angled internal washbasin cover (included)




TOP LAVABO INTEGRATO 1 VASCA
Con piletta click clack in acciaio inox

INTEGRATED TOP WITH 1 WASHBASIN
With stainless steel click clack drain

| | |
|---|---------------|
| Dim: 90L x 55P x 15H * ** | 3.257,60 €/pc |
| Dim: 120L x 55P x 15H * ** | 3.348,83 €/pc |
| Dim: 121<L< x 240 x 55P x 15H * ** | +13,58 €/cm L |

Copertura interna inclinata per vasca lavabo da appoggio (inclusa)
Angled internal washbasin cover (included)



TOP LAVABO INTEGRATO 2 VASCHE
Con piletta click clack in acciaio inox

INTEGRATED TOP WITH LARGE WASHBASIN
With stainless steel click clack drain

| | |
|--------------------------------------|---------------|
| Dim: 160L x 55P x 15H * *** | 4.610,82 €/pc |
| Dim: 200L x 55P x 15H * *** | 4.888,30 €/pc |
| Dim: 240L x 55P x 15H * *** | 5.629,53 €/pc |


Copertura interna inclinata per vasca lavabo da appoggio (inclusa)
Angled internal washbasin cover (included)

* Specificare posizionamento fori per rubinetteria se necessario
Specify position of top holes only when necessary

** Art. ordinabile on demand con lunghezza superiore a 120 cm e fino a 240 cm
Item can be ordered on demand in lengths from 120 cm to 240 cm

*** Art. ordinabile on demand con lunghezza superiore a 100 cm e fino a 220 cm
Item can be ordered on demand in lengths from 100 cm to 220 cm

I prezzi indicati sono lordi (€)
Gross prices (€)
Les prix indiqués sont bruts (€)
Die angegebenen Preise sind brutto (€)




LAVABO A SEMICOLONNA

Scarico sempre aperto.

PEDESTAL-MOUNTED WASHBASIN

Alway-open drain.

| | |
|-----------------------------|---------------|
| Dim: 50L x 50P x 40H | 3.424,85 €/pc |
|-----------------------------|---------------|



LAVABO A COLONNA

Scarico sempre aperto.


Foro per lo scarico posizionabile a terra o a parete.

PEDESTAL-MOUNTED WASHBASIN

Alway-open drain.

Waste hole can be placed on the ground or on the floor.


| | |
|-----------------------------|---------------|
| Dim: 50L x 50P x 85H | 4.321,93 €/pc |
|-----------------------------|---------------|



TOP PORTA LAVABO

WASHBASIN TOP

| | |
|---|---------------|
| Dim: 90L x 55P x 8H * ** | 2.546,78 €/pc |
| Dim: 120L x 55P x 8H * ** | 2.774,85 €/pc |
| Dim: 121<L<240 x 35P x 4H * ** | +13,58 €/cm L |



TOP PORTA OGGETTI

VANITY TOP

| | |
|-------------------------------------|---------------|
| Dim: 90L x 35P x 4H ** | 2.371,93 €/pc |
| Dim: 120L x 35P x 4H ** | 2.600,00 €/pc |
| Dim: 121<L<240 x 35P x 4H ** | +13,58 €/cm L |



PIATTO DOCCIA

SHOWER TRAY

| | |
|-----------------------------|---------------|
| Dim: 120L x 80Px4H | 4.270,99 €/pc |
| Dim: 120L x 90P x 4H | 4.492,22 €/pc |
| Dim: 140L x 80P x 4H | 4.565,96 €/pc |
| Dim: 140L x 90P x 4H | 4.824,06 €/pc |
| Dim: 160L x 80P x 4H | 4.860,94 €/pc |
| Dim: 160L x 90P x 4H | 5.155,91 €/pc |

I prezzi indicati sono lordi (€)

Gross prices (€)

Les prix indiqués sont bruts (€)

Die angegebenen Preise sind brutto (€)

* Specificare posizionamento fori per rubinetteria se necessario

Specify position of top holes only when necessary

** Art. ordinabile on demand con lunghezza superiore a 120 cm e fino a 240 cm

Item can be ordered on demand in lengths from 120 cm to 240 cm

*** Art. ordinabile on demand con lunghezza superiore a 100 cm e fino a 220 cm

Item can be ordered on demand in lengths from 100 cm to 220 cm

INFORMAZIONI TECNICHE

TECHNICAL INFORMATION.
INFORMATIONS TECHNIQUES.
TECHNISCHE INFORMATIONEN.

CONSIGLI DI POSA . . 146

INSTALLATION ADVICE.
CONSEILS DE POSE.
VERLEGEHINWEISE.

CONSIGLI PER LA STUCCATURA E LA PULIZIA DOPO POSA . . 148

RECOMMENDATIONS FOR GROUTING
AND CLEANING AFTER INSTALLATION.
CONSEILS POUR LE STUCAGE
ET LE NETTOYAGE APRÈS LA POSE.
RATSCHLÄGE FÜR DIE VERFUGUNG
UND ERSTE REINIGUNG NACH DER VERLEGUNG.

PULIZIA E MANUTENZIONE DEI PRODOTTI EK . . 150

CLEANING AND CARE OF EK PRODUCTS.
NETTOYAGE ET ENTRETIEN DES ARTICLES EK.
REINIGUNG UND PFLEGE DER PRODUKTE VON EK.

CERTIFICAZIONI . . 151

CERTIFICATION.
CERTIFIQUES.
ZERTIFIZIERUNGEN.

CONDIZIONI GENERALI DI VENDITA . . 152

GENERAL SALES TERMS AND CONDITIONS.
CONDITIONS GÉNÉRALES DE VENTE.
ALLGEMEINE VERKAUFSBEDINGUNGEN.

AVVERTENZE . . 153

WARNING INSTRUCTIONS.
INSTRUCTIONS.
HINWEISE.

CLASSIFICAZIONI ANTISCIVOLO . . 154

NON-SLIP CLASSIFICATION.
CLASSIFICATION ANTIDÉRAPANT.
TRITTSICHERHEITSKLASSEN.

TABELLE TECNICHE . . 156

TECHNICAL TABLES.
FICHE TECHNIQUE.
TECHNISCHE ANGABEN.

TABELLA PESI E MISURE . . 157

WEIGHTS AND MEASURES TABLE.
TABLEAU POIDS ET MESURES.
GEWICHT UND MASSTABELLE.

TIPOLOGIE DI IMBALLAGGIO . . 158

PACKAGING.
TYPOLOGIE DE L'EMBALLAGE.
VERPACKUNGSARTEN.

COMPOSIZIONI DI CARICO . . 159

LOADING COMPOSITION.
COMPOSITION DU CHARGEMENT.
ZUSAMMENSTELLUNG DER LADUNG.

MOVIMENTAZIONE DEGLI IMBALLI . . 160

PACKAGING HANDLING.
MANIPULATIONS DES EMBALLAGES.
VERPACKUNGSHANDLING.

MOVIMENTAZIONE DELLE LASTRE IN CANTIERE . . 161

ON-SITE SLABS HANDLING.
MANIPULATION DES GRANDES
DALLES SUR LE CHANTIER.
VERARBEITUNG DER GROSSFORMATPLATTEN
AUF DER BAUSTELLE.

AVVERTENZE EKXTREME . . 162

WARNING INSTRUCTIONS – EKXTREME.
INSTRUCTIONS – EKXTREME.
HINWEISE – EKXTREME.

Consigli di posa

INSTALLATION ADVICE.
CONSEILS DE POSE.
VERLEGEHINWEISE.

1. NON SI ACCETTANO CONTESTAZIONI PER MATERIALE POSATO.
2. CONTROLLARE TONO, CALIBRO, SCELTA E PLANARITA' PRIMA DELLA POSA DEL MATERIALE.
3. LE MACCHINE ELETTRONICHE CHE STABILISCONO IL CALIBRO SONO TARATE CON UNA TOLLERANZA DI 1,2 mm.
4. IL MATERIALE DEVE ESSERE POSATO CON UN MINIMO DI FUGA DI 3 mm.
IL MATERIALE RETTIFICATO DEVE ESSERE POSATO CON UNA FUGA MINIMA DI 2 mm.
Le serie "Campigiane" devono essere posate con una fuga di 5 mm.

CONSIGLI PER LA POSA

In preparazione della posa, si raccomanda di controllare il tono, il calibro e la scelta. Il nostro materiale è deliberatamente prodotto e scelto con leggere differenze di tonalità che esaltano gli effetti delle grafiche e dei colori. È inoltre necessario utilizzare durante la posa, piastrelle prelevate da scatole diverse. L'utilizzo di materiale diverso da quello ordinato o difettoso significa l'accettazione delle caratteristiche qualitative ed esclude contestazioni. Contestazioni sul materiale già posato non sono accettate.

CONSIGLI PER LA POSA DI TUTTI I FORMATI RETTANGOLARI A CATALOGO

Di seguito indichiamo alcuni consigli per valorizzare le caratteristiche del prodotto in fase di posa. Un accorgimento basilare per la posa del nostro prodotto è quello di alternare con cura le differenti tonalità prelevando le piastrelle a gruppi di 3-4 pezzi per volta da almeno cinque scatole diverse. Distribuire in modo armonioso le diverse nuances di colore che si evidenziano e controllare il risultato di tanto in tanto, osservando da opportuna distanza una porzione di lavoro eseguita.

POSA MATERIALI RETTIFICATI

Per la posa dei materiali rettificati è comunque sempre indispensabile mantenere una fuga minima di 2/3 mm. Da una piastrella all'altra usufruendo di stucchi e sigillanti di colore coordinato a quello del materiale. Nella posa dei materiali rettificati rettangolari, è importante evitare di far collimare i vertici di una piastrella con la metà delle altre, al fine di sopperire alle eventuali imperfezioni di planarità presenti comunque in tutti i grandi formati. Trattandosi di materiale tagliato e rettificato, per evitare questo problema, è consigliabile posare il materiale a correre, con intervallo da 0 a 15 cm. È fortemente auspicabile affidare la posa a personale esperto che, dopo aver verificato la corretta planarità della caldaia e la qualità del materiale, contribuirà alla impeccabile esecuzione dell'incarico.

LAVAGGIO DOPO POSA

Il lavaggio dopo posa è una fase di fondamentale importanza per tutti gli interventi successivi e per la manutenzione. Con il lavaggio dopo posa:
- Si eliminano i residui di posa (malta, colla, vernice, sporco da cantiere di varia natura).
- Si rimuovono eventuali residui superficiali del materiale.

È bene sapere che oltre il 90% delle contestazioni in cantiere è dovuto ad un cattivo, o addirittura inesistente, lavaggio dopo posa.

REFLUSSO DELLE ACQUE SU POSE SOPRAELEVATE:

Si consiglia di dare una pendenza al pavimento con una percentuale non inferiore all'1%.

Si consiglia l'uso di Clip metalliche da inserire tra ogni singola lastra per rompere la tensione superficiale dell'acqua in caso di ristagni, migliorandone il reflusso.

TH2.0:

Gres protector - Faber
Enhancer Plus - Faber
Stop Dirty - Fila

1. NO CLAIMS WILL BE ACCEPTED FOR LAID MATERIALS.
2. CHECK THE SHADE, WORKSIZE, SELECTION AND THE WARPAGE BEFORE LAYING THE MATERIAL.
3. ELECTRONIC MACHINES THAT SET THE WORKSIZE ARE CALIBRATED WITH A TOLERANCE OF 1.2 mm.
4. THE MATERIAL MUST BE LAID WITH A MINIMUM JOINT OF 3 mm.
THE RECTIFIED MATERIAL MUST BE LAID WITH A MINIMUM JOINT OF 2 mm.
The "Campigiane" series (thin paving bricks) must be laid with a joint of 5 mm.

RECOMMENDATIONS FOR INSTALLATION

When setting the tiles, pls chec tone, caliber and choice. Our material is deliberately produced and chosen with slight differences in shade which underline the colour effect it is absolutely necessary to use tiles from different boxes when installing. The use of material different from the order or defective means acceptance of the quality characteristics of the goods and excludes complaints. Complaints about material already installed will not be accepted.

INSTALLATION SUGGESTIONS FOR ALL RECTANGULAR FORMATS IN THE CATALOGUE

You will find a few suggestions for making the most of the product at the installation stage. A basic strategy to adopt when laying our product is to carefully alternate the different shades taking the tiles three or four at a time from at least five different boxes. Harmoniously distribute the various shades that are most striking and check the result from time to time, surveying the section of work done, from a suitable distance. The materials should be checked before installation and put aside if they are defective because no compliants will be accepted that have already been installed.

INSTALLATION OF RECTIFIED MATERIALS

For the installation of rectified materials it is anyway essential to keep a gap between the tiles of at least 2/3 mm. Using grouts and sealers that are colour co-ordinated with the material. When laying rectangular rectified material, it is important to avoid placing the edges of each tile next to the halves of others in order to compensate for any imperfections in flatness that are, however, always present in large sizes. As this is cut and rectified material to avoid the problem it is recommended to lay the material in a straightforward design with an interval from 0 to 15 cm. Between each tile as per the pattern shown below. It is highly suggested to have the installation done by qualified experts who, after checking the proper flatness of the concrete slab and the quality of the material, will contribute to carrying out of the job flawlessly.

WASHING AFTER INSTALLATION

Washing after installation is a very important, fundamental phase for all later interventions and for the maintenance. The following is achieved by washing after the installation:
- Remove installation residue (mortar, adhesive, paint and various types of dirt in general).
- Remove any residue from the surface of the material.

It's an important fact to know that over 90% of claims in building sites are due to a bad washing procedure or even due to the lack of washing after installation.

WATER RUNOFF ON RAISED FLOORS:

We recommend you give the floor a slight slope (at least 1%).

We recommend you use metal clips to fasten each slab in order to break the surface tension of the water in the event of pooling, thereby aiding runoff.

We recommend that you always use a central support for every floor tile laid.

TH2.0:

Gres protector - Faber
Enhancer Plus - Faber
Stop Dirty - Fila



NEI FORMATI RETTANGOLARI SI CONSIGLIA LA POSA SFALSATA IRREGOLARE DEL PRODOTTO ONDE EVITARE PROBLEMI DI PLANARITÀ.

For the rectangular sizes it is advisable to stagger the product irregularly when laying it to avoid problems in flatness.

Pour les formates rectangulaire nous vous conseillons d'adopter la pose irrégulière à joints décalés pour le produit a fin d'éviter tout problème de planéité.

Für die Rechteckig Formate empfehlen wir die unregelmäßige versetzte Verlegung dieser Fliese, um Probleme mit der Ebenflächigkeit zu vermeiden.

Prima di procedere con la posa a colla, si consiglia di stendere le piastrelle a secco valutando le composizioni accuratamente per garantire il massimo risultato estetico.

For best installation results we strongly recommend to dry-lay tiles first and sort for best patterns result.

1. AUCUNE RÉCLAMATION NE SERA PRISE EN COMPTE EN CAS DE MATÉRIELLE POSÉ;
2. CONTRÔLER LA NUANCE, LE CALIBRE, LE CHOIX ET LA PLANÉITÉ AVANT DE POSER LE MATÉRIELLE;
3. LES MACHINES ÉLECTRONIQUES UTILISÉES POUR DÉTERMINER LE CALIBRE PRÉSENTENT UNE TOLÉRANCE DE CALIBRAGE DE 1,2 mm;
4. LE MATÉRIELLE DOIT ÊTRE POSÉ AVEC UN JOINT DE 3 mm MINIMUM.
LE MATÉRIELLE RECTIFIÉ DOIT ÊTRE POSÉ AVEC UN JOINT DE 2 mm MINIMUM.
Les séries Campigiane doivent être posées avec un joint de 5 mm.

CONSEILS POUR LA POSE

Avant la pose, nous vous prions de bien vouloir vérifier les critères suivants: tonalite, calibre et choix. Le dénouage est une caractéristique qui exalte les colories et les graphismes du matériel. Il est conseillé aussi, pendant la mise en œuvre du matériel, de prélever les carreaux de plusieurs boîtes. L'utilisation du matériel qui ne correspond pas au matériel commandé et/ou défectueux donne lieu automatiquement à l'acceptation du produit posé et exclus toute contestation.

CONSEILS POUR LA POSE DE TOUS LES FORMATS RECTANGULAIRES PRÉSENTÉS SUR LE CATALOGUE

Vous trouverez ci-après quelques conseils grâce auxquels vous pourrez mettre en valeur les caractéristiques du produit au moment de sa pose. L'un des conseils de base pour poser notre produit est de prendre les carreaux par groupes de 3 ou 4 d'au moins cinq boîtes différentes, de manière à alterner les tonalités. Répartissez harmonieusement les nuances de couleurs que vous remarquerez et contrôlez le résultat de temps à autre en regardant de loin la portion de travail déjà exécutée.

POSE DES MATÉRIELS RECTIFIÉS

Pour poser les matériaux rectifiés, il est toujours indispensable de garder un joint minimum de 2/3 mm entre deux carreaux, en appliquant des produits de remplissage des joints et des produits de scellement d'une teinte assortie à celle du matériau. Au cours de la pose des matériels rectifiés rectangulaires, il est important d'éviter de faire coïncider les angles d'un carreau avec la moitié des autres, afin de faire face aux éventuelles imperfections de planéité qui, d'une manière ou d'une autre existent toujours dans les grands formats. Étant donné qu'il s'agit de matériel coupé et rectifié, pour éviter ce problème, il est préconisé de poser le matériau en alignement continu, avec un intervalle de 0 à 15 cm. Il est vivement recommandé de confier la pose aux soins d'un carreleur compétent qui, après avoir vérifié si la planéité de la sous-couche isolante est correcte et jugé de la qualité du matériel, contribuera, par son expérience, à une exécution impeccable.

NETTOYAGE APRÈS POSE

Le nettoyage après pose est une étape d'une importance fondamentale pour toutes les interventions suivantes et pour l'entretien. Avec le nettoyage après pose:

- Vous enlevez les résidus de pose (mortier, colle, peinture, saleté de fin de chantier de diverses natures;
- Vous débarrassez le matériau des éventuels résidus de surface.

Il convient de souligner que plus de 90% des réclamations sur chantier sont dues à un nettoyage après pose mal effectué, voire même pas du tout effectué.

REFLUX DES EAUX SUR POSES SURÉLEVÉES :

On conseille de prévoir une inclinaison minimale du carrelage de 1%.

On conseille d'utiliser des Clips métalliques à insérer entre chaque dalle pour rompre la tension de surface de l'eau en cas de stagnations, en améliorant le reflux.

On recommande de toujours utiliser un support central pour chaque carreau du revêtement de sol.

TH2.0:

Gres protector - Faber
Enhancer Plus - Faber
Stop Dirty - Fila

Avant de poser les carreaux avec de la colle, il est conseillé de les poser à sec, en évaluant soigneusement les compositions pour garantir le meilleur résultat esthétique.

1. ES SERONT KEINE BEANSTANDUNGEN AKZEPTIERT, NACHDEM DAS MATERIAL BEREITS VERLEGT WURDE.
2. ÜBERPRÜFEN SIE DEN FARBTON, DAS WERKMASSE, DIE SORTIERUNG UND DIE EBENFLÄCHIGKEIT, BEVOR SIE DIE FLIESEN VERLEGEN.
3. DIE ELEKTRONISCHEN MASCHINEN, DIE DAS WERKMASSE BESTIMMEN, SIND AUF EINE TOLERANZ VON 1,2 mm EINGESTELLT.
4. DIE FLIESEN MÜSSEN MIT EINER FUGENBREITE VON MINDESTENS 3 mm VERLEGT WERDEN. REKTIFIZIERTE FLIESEN MÜSSEN MIT EINER FUGENBREITE VON MINDESTENS 2 mm VERLEGT WERDEN.
Die Serien Campigiane müssen mit einer Fugenbreite von 5 mm verlegt werden.

RATSCHLÄGE FÜR DIE VERLEGUNG

Vor der Verlegung empfehlen wir eine Kontrolle über Ton, Kaliber und Sortierung vorzunehmen. Unser Material wird absichtlich mit leichten Nuance Unterschieden produziert, welche die Wirkung der Farben und Muster bekräftigen. Es ist ferner notwendig, während der Verlegung, Fliesen aus verschiedenen Kartons zu verwenden. Die Annahme der Ware und schliesst jede Beanstandung aus. Beanstandungen von schon verlegte Ware werden nicht angenommen.

RATSCHLÄGE FÜR DIE VERLEGUNG SÄMTLICHER RECHTECKIGEN FORMATE DES KATALOGS

Um die Eigenschaften des Produkts während der Verlegung voll zur Geltung zu bringen, ist als Erstes eine abwechslungsreiche Anordnung der Farbtöne empfohlen, wofür die Fliesen in Gruppen von jeweils 3-4 Stück von wenigstens fünf Schachteln zu entnehmen sind. Die verschiedenen Farbtöne sind dann zusammenpassend zu verteilen, wobei man sich das Ergebnis ab und zu von einer gewissen Entfernung ansehen sollte.

VERLEGUNG GESCHLIFFENER FLIESEN

Bei der Verlegung von geschliffenen Fliesen ist es jedenfalls ratsam, eine Fuge von mindestens 2/3 mm vorzusehen und Fugen- und Dichtmassen mit einer solchen Färbung zu verwenden, die zu den Farbtönen der Fliesen passt. Bei der Verlegung von rechteckig geschliffenen Fliesen ist infolge der auf sämtlichen großen Formaten vorhandenen Ebenheitsfehler darauf zu achten, dass die oberen Ränder einer Fliese nicht mit der Mitte der anderen Fliesen zusammentreffen. Da es sich um geschnittenes und geschliffenes Material handelt, kann dieses Problem dadurch gelöst werden, dass man die Fliesen fortlaufend, mit einem Zwischenraum von 0 bis 15 cm verlegt. Es ist absolut empfehlenswert, dass die Verlegung von Fachpersonal mit der nötigen Erfahrung ausgeführt wird, das nach der Überprüfung des Estrichs auf einwandfreie Ebenheit und der Qualität des Materials die ihm anvertraute Arbeit anstandslos ausführen wird.

GRUNDREINIGUNG NACH DER VERLEGUNG

Die Grundreinigung nach der Verlegung ist grundlegend, um die spätere Reinigung und Pflege zu ermöglichen. Mit der Grundreinigung nach der Verlegung werden:

- bei der Verlegung selbst entstandene Rückstände (Mörtel, Kleber, Lack, Baustellenschutz verschiedener Art)
- und eventuelle oberflächliche Materialrückstände entfernt.

Man sollte wissen, dass mehr als 90% der Beanstandungen auf der Baustelle darauf zurückgehen, dass keine oder eine unzureichende Grundreinigung nach der Verlegung erfolgt ist.

WASSERRÜCKFLUSS BEI VERLEGUNG AUF HOHLRAUMBÖDEN:

Es wird empfohlen, dem Fußboden ein Gefälle von mindestens 1% zu geben.

Es wird zur Verwendung von Metallklammen geraten, die zwischen den einzelnen Platten eingefügt werden, um die Oberflächenspannung des Wassers bei Ansammlungen zu brechen und so den Rückfluss zu verbessern.

Stets wird geraten, eine mittlere Halterung pro Fliese des Bodenbelags zu verwenden.

TH2.0:

Gres protector - Faber
Enhancer Plus - Faber
Stop Dirty - Fila

Um das beste ästhetische Ergebnis zu erreichen, ist es ratsam die Fliesen vor der Verlegung trocken auszulegen um die Zusammensetzung sorgfältig zu prüfen.

Consigli per la stuccatura e la pulizia dopo posa

RECOMMENDATIONS FOR GROUTING AND CLEANING AFTER INSTALLATION.
CONSEILS POUR LE STUCAGE ET LE NETTOYAGE APRÈS LA POSE.
RATSCHLÄGE FÜR DIE VERFUGUNG UND ERSTE REINIGUNG NACH DER VERLEGUNG.

Eseguire una precisa e corretta pulizia del prodotto ceramico è di fondamentale importanza per mantenerne nel tempo l'originaria lucentezza e bellezza. Si raccomanda pertanto di seguire con attenzione le indicazioni seguenti.

A) PULIZIA "DOPO-POSA" IN CANTIERE

Il lavaggio iniziale delle piastrelle nel "dopo-posa" in cantiere è una fase di fondamentale importanza.

È infatti in questo momento che è possibile rimuovere agevolmente dalle piastrelle tutti i residui dei materiali usati per la posa e/o della stuccatura delle fughe della piastrella stessa.

Si tratta di residui di varia natura che, se lasciati "asciugare e/o seccare" sulle piastrelle, soprattutto in quelle caratterizzate da una superficie strutturata più o meno accentuata potrebbero diventare difficili da rimuovere successivamente. Si raccomanda sempre la massima attenzione alla scelta dell'agente pulente per non alterare irrimediabilmente il grado di lucentezza e brillantezza della piastrella posata.

Pulizia del pavimento stuccato con "Stucchi cementizi a base d'acqua"

Come già accennato, con il lavaggio "dopo-posa" si rimuovono i residui di cemento, stucchi cementizi, salnitri, colle ed eventuali residui superficiali del materiale di varia natura. In questa fase il pavimento deve essere lavato con detergenti a base di acidi tamponati entro almeno 3-4 giorni dopo la posa e mai oltre i 10 giorni.

NB: Per i prodotti caratterizzati da superfici strutturate e/o antiscivolo si raccomanda, viste le asperità della struttura, di sporcare il meno possibile la superficie della piastrella durante le fasi della posa e di pulire bene subito dopo la stuccatura gli eccessi di materiali utilizzati con una spugna bagnata in acqua pulita. Si raccomanda altresì di eseguire la procedura sotto-descritta il prima possibile e comunque prima dei su citati 3-4 giorni massimi dal "dopo-posa".

Procedere come segue:

- 1) Preparare il detergente come indicato in etichetta (si consiglia di effettuare prove preliminari su piastrelle non posate per verificare l'inalterabilità della superficie della piastrella).
- 2) Bagnare preventivamente il pavimento con acqua pulita.
- 3) Stendere la soluzione sulle piastrelle lasciando che agisca per qualche minuto.
- 4) Passare la monospazzola utilizzando dischi appropriati (verdi per le superfici strutturate e rosso per le non strutturate) o una paglietta (verde per le superfici strutturate e rossa/marrone per le non strutturate) strofinando energicamente la superficie delle piastrelle.
- 5) Risciacquare abbondantemente con acqua pulita aspirando il liquido.

| PULIZIA FINE CANTIERE STUCCO CEMENTIZIO | TIPO DI DETERGENTE | PRODOTTO | PRODUTTORE |
|---|--------------------|----------------|---------------|
| | Detergente acido | CEMENT REMOVER | FABER CHIMICA |
| | | KERANET | MAPEI |
| | | DETERDEK | FILA |

Pulizia del pavimento stuccato con "Stucchi epossidici"

Nel caso di utilizzo di stucchi epossidici, considerato che essi induriscono rapidamente in pochi minuti, il lavaggio "dopo-posa" deve essere eseguito con detergenti alcalini il più rapidamente possibile attenendosi scrupolosamente alle indicazioni e procedure d'utilizzo indicati in etichetta.

Procedere come segue:

- 1) Preparare il detergente come indicato in etichetta (si consiglia di effettuare prove preliminari su piastrelle non posate per verificare l'inalterabilità della superficie della piastrella).
- 2) Bagnare preventivamente il pavimento con acqua pulita.
- 3) Stendere la soluzione sulle piastrelle lasciando che agisca per qualche minuto.
- 4) Passare la monospazzola utilizzando dischi appropriati (verdi per le superfici strutturate e rosso per le non strutturate) o una paglietta (verde per le superfici strutturate e rossa/marrone per le non strutturate) strofinando energicamente la superficie delle piastrelle.
- 5) Risciacquare abbondantemente con acqua pulita aspirando il liquido.

| PULIZIA FINE CANTIERE STUCCO EPOSSIDICO | TIPO DI DETERGENTE | PRODOTTO | PRODUTTORE |
|---|---------------------|---------------|---------------|
| | Detergente alcalino | EPOXY REMOVER | FABER CHIMICA |
| | | FILA CR | 10 FILA |

B) PULIZIA QUOTIDIANA

La pulizia ordinaria può essere fatta con l'ausilio di normali detergenti neutri adatti alla pulizia delle superfici ceramiche, eventualmente diluendoli in acqua calda per aumentarne l'efficacia, attenendosi alle istruzioni in etichetta del produttore.

To maintain the original shine and beauty of your tiles after fixing, the correct cleaning procedures must be followed.

IMMEDIATE ACTION AFTER LAYING AND GROUTING:

Cleaning the tiles immediately after the initial fixing and, again after the grouting, is very important. At this point thoroughly wash the surface and joints of the tile with clean water several times. This will ensure any residual adhesive or grout will not set on the surface of the tile causing cleaning difficulties later. This is particularly important when fixing tiles with a structured or non slip surface. When grouting tiles with a structured surface it is advisable to ensure grout does not get spread across the whole surface of the tile.

SECONDARY CLEANING:

Whilst thorough washing with clean water will remove residual adhesive and grout from the surface of the tile a proprietary acid based cleaning agent should be applied within 2-3 days of laying to completely clean the surface of the tile. When using secondary cleaning agents it is advisable to "test" the product on a loose tile first to ensure the surface shine and brilliance of the tile is not affected. Recommended Secondary Cleaning Detergents For Water Based Adhesive and Grout:

| CLEANING CEMENT-BASED GROUT AFTER INSTALLATION | TYPE OF DETERGENT | PRODUCT | MANUFACTURER |
|--|-------------------|----------------|---------------|
| | Acid detergent | CEMENT REMOVER | FABER CHIMICA |
| | | KERANET | MAPEI |
| | | DETERDEK | FILA |

ALWAYS FOLLOW THE MANUFACTURES INSTRUCTIONS.

Recommended secondary Cleaning for Epoxy Grouted Floors:

When using epoxy grouts it is important to remember they harden much more quickly than conventional water based cement grouts. It is therefore necessary to carry out the cleaning procedures immediately using an alkaline detergent.

| CLEANING EPOXY-BASED GROUT AFTER INSTALLATION | TYPE OF DETERGENT | PRODUCT | MANUFACTURER |
|---|--------------------|---------------|---------------|
| | Alkaline detergent | EPOXY REMOVER | FABER CHIMICA |
| | | FILA CR | 10 FILA |

ALWAYS FOLLOW THE MANUFACTURERS INSTRUCTIONS.

EVERYDAY CLEANING AND MAINTENANCE:

For day to day general cleaning you should use any normal neutral detergent suitable for the cleaning of ceramic or porcelain tiles. Dilute with warm water and always follow the instructions on the product label.

Un nettoyage minutieux et correct du produit en céramique est fondamental pour en préserver le brillant et la beauté d'origine. Il est donc recommandé de suivre avec attention les indications suivantes.

A) NETTOYAGE "APRÈS LA POSE" SUR LE CHANTIER

Le lavage initial des carreaux au cours de la phase "après la pose" sur le chantier est une étape extrêmement importante.

En effet, c'est à ce moment-là qu'il est possible d'éliminer facilement des carreaux tous les résidus du matériel utilisé pour la pose et/ou du jointage des joints.

Il s'agit de résidus de différente nature qui pourraient s'avérer difficiles à éliminer par la suite, si on les laisse "sécher et/ou durcir" sur les carreaux, surtout s'ils sont caractérisés par une surface structurée plus ou moins accentuée. On recommande toujours de choisir le produit de nettoyage avec la plus grande attention pour ne pas altérer irrémédiablement le degré de luisance et de brillance du carreau posé.

Nettoyage des carrelages jointés avec des "Mastics à base de ciment et d'eau"

Comme on l'a dit, le lavage "après la pose" permet d'éliminer les résidus de béton, les mastics à base de ciments, les nitrates de potassium, les colles et les éventuels résidus superficiels de différente nature. Au cours de cette phase, le carrelage doit être lavé avec des détergents à base d'acides tamponnés au moins 3-4 jours après la pose et au maximum dans les 10 jours.

N.B.: Pour les produits caractérisés par des surfaces structurées et/ou antidérapantes, il est recommandé, vu les aspérités de la structure, de salir le moins possible la surface du carreau au cours de la pose et de bien éliminer les excès de produit utilisé immédiatement après le jointage avec une éponge imbibée d'eau propre. Il est également recommandé d'exécuter la procédure décrite ci-dessous dès que possible et au plus tard avant la période maximale de 3-4 jours indiquée plus haut à compter de l'"après-pose".

Procéder comme suit:

- 1) Préparer le détergent d'après les indications figurant sur l'étiquette (il est recommandé d'effectuer des essais préliminaires sur des carreaux non posés pour vérifier l'inaltérabilité de la surface des carreaux).
- 2) Mouiller préalablement le carrelage avec de l'eau propre.
- 3) Etaler la solution sur les carreaux en laissant agir quelques minutes.
- 4) Passer la monobrosse en utilisant les disques appropriés (verts pour les surfaces structurées et rouges pour les surfaces non structurées) ou une paille de fer (verte pour les surfaces structurées et rouge/marron pour les surfaces non structurées) en frottant énergiquement la surface des carreaux.
- 5) Rincer abondamment à l'eau propre en aspirant le liquide.

| NETTOYAGE FIN DE CHANTIER MORTIER À BASE DE CIMENT | TYPE DE DÉTERGENT | PRODUIT | FABRICANT |
|--|-------------------|----------------|---------------|
| | Détergent acide | CEMENT REMOVER | FABER CHIMICA |
| | | KERANET | MAPEI |
| | | DETERDEK | FILA |

Nettoyage des carrelages jointés avec des "Mastics époxy"

Si l'on utilise des mastics époxy, vu qu'ils durcissent rapidement en quelques minutes, le lavage "après la pose" doit être effectué avec des détergents alcalins dans les plus brefs délais en suivant scrupuleusement les indications et les procédures d'utilisation figurant sur l'étiquette.

Procéder comme suit:

- 1) Préparer le détergent d'après les indications figurant sur l'étiquette (il est recommandé d'effectuer des essais préliminaires sur des carreaux non posés pour vérifier l'inaltérabilité de la surface des carreaux).
- 2) Mouiller préalablement le carrelage avec de l'eau propre.
- 3) Etaler la solution sur les carreaux en laissant agir quelques minutes.
- 4) Passer la monobrosse en utilisant les disques appropriés (verts pour les surfaces structurées et rouges pour les surfaces non structurées) ou une paille de fer (verte pour les surfaces structurées et rouge/marron pour les surfaces non structurées) en frottant énergiquement la surface des carreaux.
- 5) Rincer abondamment à l'eau propre en aspirant le liquide.

| NETTOYAGE FIN DE CHANTIER MORTIER ÉPOXY | TYPE DE DÉTERGENT | PRODUIT | FABRICANT |
|---|-------------------|---------------|---------------|
| | Détergent alcalin | EPOXY REMOVER | FABER CHIMICA |
| | | FILA CR | 10 FILA |

B) NETTOYAGE QUOTIDIEN

Le nettoyage quotidien peut être réalisé à l'aide de détergents neutres normaux indiqués pour le nettoyage des surfaces en céramique, éventuellement en les diluant dans de l'eau chaude pour en augmenter l'efficacité, en suivant les instructions du producteur sur l'étiquette.

Die richtige Reinigung der Keramik Erzeugnisse ist äußerst wichtig, damit sie lange schön bleiben und ihre ursprüngliche Optik bewahrt wird. Daher empfehlen wir folgende Vorgehensweise:

A) REINIGUNG NACH DER VERLEGUNG/ERSTREINIGUNG ODER BAUENDREINIGUNG.

Die erste Reinigung der Fliesen nach der Verlegung ist von wesentlicher Bedeutung

Zu diesem Zeitpunkt ist es noch möglich, sämtliche Materialreste der Verlege- und/oder Verlegungsarbeiten mühelos von den Fliesen zu entfernen. Lässt man diese Überreste verschiedener Art auf den Fliesen eintrocknen, so kann es sein, dass diese sich vor allem bei einer stärker strukturierten Oberfläche, zu einem späteren Zeitpunkt nur noch sehr schwer beseitigen lassen. Auch das Reinigungsmittel sollte mit größter Sorgfalt ausgewählt werden, um zu vermeiden, dass die strahlende Optik der verlegten Fliesen nicht unwiederbringlich verloren geht.

Reinigung von Fußböden, die mit „Zementfugenmörtel auf Wasserbasis“ verfugt sind

Wie bereits erwähnt, werden bei der Erstreinigung nach der Verlegung sämtliche Reste an Zement, Zementfugenmasse, Salpeter und Klebstoffen entfernt, ebenso wie eventuelle oberflächliche Materialreste verschiedener Art. Der Boden sollte innerhalb von 3-4 Tagen, jedoch spätestens 10 Tage nach der Verlegung mit einem schonenden und handelsüblichen Bauendreiniger gereinigt werden. Für empfindliche Oberflächen kann auch ein schonender Bauendreiniger für Marmor eingesetzt werden. Hier kann keine Verletzung der Oberfläche eintreten. Informieren Sie sich im Fachhandel und beachten Sie die Herstellerangaben.

Hinweis: Bei den Erzeugnissen mit strukturierter und/oder rutschfester Oberfläche wird aufgrund der rauen Struktur empfohlen, die Oberfläche während der Verlegung so wenig wie möglich zu beschmutzen und das überschüssige Material nach den Verlegungsarbeiten sofort mit einem in sauberem Wasser getränkten Schwamm zu reinigen. Außerdem sollten die unten beschriebenen Arbeiten so früh wie möglich und in jedem Fall vor der oben genannten Frist von 3-4 Tagen nach der Verlegung durchgeführt werden.

Folgende Vorgehensweise empfehlen wir:

- 1) Das Reinigungsmittel gemäß den Hinweisen auf dem Etikett verarbeiten (es wird empfohlen, vorher Proben an nicht verlegten Fliesen durchzuführen, um sicherzustellen, ob die Oberfläche nicht verändert wird).
- 2) Der Belag wird mit klarem Wasser vorgespült.
- 3) Das Reinigungsmittel wird auf den Belag aufgebracht. Beachten Sie die Herstellerangaben für die Einwirkzeit. Bei zu langen Einwirkzeiten können Verätzungen auftreten.
- 4) Je nach Oberflächenstruktur können Sie zur manuellen Unterstützung, Bürsten oder Pads verwenden. Das gleiche gilt auch im Einsatz mit Reinigungsautomaten oder Einscheibenmaschinen. Aber bitte Vorsicht! Achten Sie auf die Härtegrade der Pads. Ihr Fachhändler wird Sie hinreichend aufklären. Zu harte Pads können die Oberfläche schädigen. Weichere Bürsten oder weiß/weiche Pads sind daher immer eine gute Wahl.
- 5) Die Schmutzbrühe anschließend aufnehmen und gründlich mit klarem Wasser nachwaschen.

| REINIGUNG BEI BAUSTELLENENDE ZEMENTSTUCK | ART DES REINIGUNGSMITTELS | PRODUKT | HERSTELLER |
|--|---------------------------|----------------|---------------|
| | Saurer Reinigungsmittel | CEMENT REMOVER | FABER CHIMICA |
| | | KERANET | MAPEI |
| | | DETERDEK | FILA |

Reinigung von Fußböden, die mit „Epoxidfugenmörtel“ verfugt sind:

Bei der Verwendung von Epoxidfugenmörtel, der bereits innerhalb weniger Minuten hart wird, muss die Erstreinigung schnellstmöglich nach der Verlegung mit geeigneten Reinigungsmitteln erfolgen, wobei die auf dem Etikett genannten Hinweise und Anwendungsverfahren unbedingt befolgt werden sollten.

| REINIGUNG BEI BAUSTELLENENDE EPOXY STUCK | ART DES REINIGUNGSMITTELS | PRODUKT | HERSTELLER |
|--|----------------------------|---------------|---------------|
| | Alkalines Reinigungsmittel | EPOXY REMOVER | FABER CHIMICA |
| | | FILA CR | 10 FILA |

B) TÄGLICHE REINIGUNG/UNTERHALTSREINIGUNG

Für die Unterhaltsreinigung empfehlen wir handelsübliche Feinreinigungsmittel. Informieren Sie sich im Fachhandel und beachten Sie die Herstellerangaben.

Pulizia e manutenzione dei prodotti EK

CLEANING AND CARE OF EK PRODUCTS.
NETTOYAGE ET ENTRETIEN DES ARTICLES EK.
REINIGUNG UND PFLEGE DER PRODUKTE VON EK.

Le superfici EnergieKer oltre ad una presenza estetica raffinata garantiscono standard tecnici di assoluto valore. Facili da pulire, resistono alle macchie e non si deteriorano al contatto con acidi. Per ottenere i migliori risultati nella pulizia e avere informazioni relative al tipo di finitura scelto, sulle corrette procedure e adottare il tipo di detergente adatto inquadra il QR Code a fianco.

Apart from their refined aesthetic presence, all surfaces by EnergieKer provide you with the highest technical standards. Easy to clean, spot-resistant and resistant to contact with acids. For any further question on how to obtain the best results in cleaning, to find out more about the chosen surface and its relative cleansers and cleaning procedures, please scan the QR code on the right.

Les surfaces EnergieKer garantissent une présence esthétique raffinée ainsi que des standards techniques d'une valeur absolue. Ils sont faciles à nettoyer, résistent aux taches et ne se détériorent pas au contact des acides. Pour obtenir les meilleurs résultats et des informations sur le type de finition choisi, les procédures correctes et le bon type de détergent, scannez le code QR ci-contre.

Die EnergieKer-Oberflächen garantieren neben einer edlen ästhetischen Präsenz technische Standards von absoluter Wertigkeit. Sie sind leicht zu reinigen, Fleckbeständig und Säurefest. Scannen Sie den QR-Code auf der Seite, um Tipps für beste Reinigungsergebnisse zu erhalten und Informationen zur Oberflächenbehandlung, sowie den richtigen Reinigungsmitteltyp zu erhalten.



Certificazioni

CERTIFICATION.
CERTIFIQUES
ZERTIFIZIERUNGEN.



Regardez sur le site internet
www.cstb.fr
s'il vous plaît

[http://webapp.cstb.fr/upec-ceramique/
index.php?view=TitulaireListeProduits&sid=69&tid=1](http://webapp.cstb.fr/upec-ceramique/index.php?view=TitulaireListeProduits&sid=69&tid=1)



放射性水平：A 类

Certificazione CCC
CCC Certification
Certification CCC
CCC Zertifizierung



Condizioni generali di vendita

AVVERTENZA - I colori e le caratteristiche estetiche dei prodotti nel presente catalogo e in tutti gli strumenti di merchandising sono indicativi in quanto non riproducibili su carta stampata con assoluta fedeltà.

APPROVAZIONE - Gli ordini pervenuti sono per noi impegnativi solo dopo la nostra conferma scritta.

CONSEGNA - La consegna del materiale s'intende avvenuta a carico effettuato presso i nostri magazzini. Tutti i rischi di trasporto, compresi ammanchi, rotture, deterioramenti e manomissioni sono a carico del Committente anche se il prezzo pattuito è franco di porto, FOB o C&F. Gli accordi con spedizionieri s'intendono sempre conclusi in nome e per conto del Committente che ne accetta l'operato.

TERMINI DI CONSEGNA - I termini di consegna hanno carattere indicativo, eventuali ritardi nelle consegne, interruzioni, sospensioni totali o parziali delle forniture non daranno diritto ad indennizzi o risarcimento danni.

CONTESTAZIONI - La garanzia della merce è limitata al solo, ed esclusivamente, materiale di prima scelta, con una tolleranza del 5% circa. Le differenze di tonalità non potranno essere denunciate come vizio del materiale. Eventuali reclami in merito alla qualità, tipo del materiale, dovranno pervenirci entro 8 giorni dalla data della consegna. Il compratore s'impegna a tenere a disposizione le partite contestate così da consentire il controllo dei difetti denunciati, in ogni caso la posa in opera ci esonera da qualsiasi responsabilità. Eventuali vizi o difetti di qualità della merce, ove siano denunciati nei termini di legge ed accertati o riconosciuti, danno diritto solamente alla sostituzione dei materiali difettosi, a condizione della preventiva restituzione delle merci contestate, e, su autorizzazione scritta dell'operazione di resa, restando tassativamente ed esclusi la risoluzione del contratto qualsiasi risarcimento danno.

DIMENSIONI E TONALITÀ - I nostri materiali sono da classificarsi fra i prodotti cotti ad alta temperatura e come tali possono presentare differenze fra le dimensioni dichiarate e quelle effettivamente consegnate. Così si dica per le differenze di tono all'interno della medesima partita. Quanto sopra perciò non potrà essere oggetto di reclamo da parte del committente.

IMBALLO E QUANTITÀ - Il buono stato degli imballi e della loro confezione nonché della quantità consegnata resta accertato con l'accettazione della merce da parte del vettore. Questi, firmando la Bolla di Accompagnamento, si rende responsabile del buono stato del materiale e del quantitativo. Il compratore nel caso si verificano rotture ed ammanchi dovrà chiedere eventuali danni o risarcimenti al vettore.

RESI - Per nessuna ragione l'acquirente potrà restituire il materiale senza nostra espressa preventiva autorizzazione scritta e tutte le spese sono a carico del Committente.

ANNULLAMENTI - Non verranno accettati annullamenti di ordini se il materiale è già stato prodotto o se è già stata avviata la lavorazione e molto più se è già stata effettuata la spedizione. L'annullamento dell'ordine comporterà in ogni caso l'obbligo da parte del Committente di pagare l'intera fornitura. Nel caso che sia fattibile l'accettazione dell'annullamento il Cliente sarà tassativamente tenuto a rifondere tutte le spese sostenute dal produttore ino a quel momento.

PREZZI - I prezzi riportati sui nostri listini non sono per noi impegnativi. Ci riserviamo il diritto di modificarli prima dell'accettazione dell'ordine.

PAGAMENTI - I pagamenti devono essere effettuati solo presso la nostra sede, il ritardo di oltre 10 giorni di ogni pagamento dovuto, o la mancata copertura nel termine stesso di un titolo di credito, girato o ceduto, o emesso dal committente, costituisce grado di insolvenza. In tal caso sarà nostra facoltà di sospendere le forniture ed annullare ogni rapporto in corso; immediatamente esigere l'integrale pagamento di ogni rapporto in corso; esigere l'integrale pagamento di ogni nostro credito ed agire giudizialmente al riguardo, in via esecutiva o cautelare nonché per il risarcimento danni, in ogni caso, trascorsi 10 giorni da ogni pagamento dovuto, siamo autorizzati a emettere tratta a vista con spese senza preavviso. Inoltre decorreranno sul debito scaduto gli interessi moratori annuali calcolati nella misura del tasso "prime rate" corrente maggiorato di 5 punti percentuali.

SCONFEZIONAMENTO IMBALLI - Non si effettuano vendite inferiori alla scatola

SERVIZIO CONSEGNE FINO NOSTRO DEPOSITO A MARANELLO Il servizio presso il nostro deposito di Maranello sarà addebitato alle seguenti tariffe: - da 0 a 1000 Kg. € 4,00 - oltre 1000 Kg. 0,90/Quintale.

RISERVATO DOMINIO - Il materiale anche se spedito e regolarmente fatturato resta di nostra Proprietà fino al pagamento totale della fornitura medesima anche in caso di passaggio o vendita a terzi.

I.V.A. - Il pagamento della I.V.A. dovrà pervenire comunque entro non oltre 60 giorni dalla data di emissione della fattura.

FORO COMPETENTE - Per qualsiasi controversia sarà esclusivamente competente il Foro di Modena.

WARNING - The colours and aesthetic features of the products in this catalog and in all merchandising tools are indicative and cannot be reproduced on printed paper with utmost fidelity.

APPROVAL - All orders that we receive are considered to be binding only after our written confirmation has been issued.

DELIVERY - The materials are intended as delivered upon loading at our warehouses. All transport risks, including missing pieces, breakage, deterioration and tampering are the sole responsibility of the Client, even if the price agreed upon is carriage free, FOB, or C&F. Agreements with forwarding agents are intended as concluded in the name of and on behalf of the Client, who hereby confirms and accepts their terms and conditions.

TERMS OF DELIVERY - The terms of delivery are indicative, eventual delays in the delivery, interruptions, or total or partial suspensions of the supply do not allow any right to compensation for damages.

DISPUTES - The guarantee of the goods is limited only and exclusively to first rate materials, with a tolerance of approximately 5%. The difference in shades of color cannot be declared as a material defect. Eventual complaints regarding the quality or the type of material must be submitted within 8 days from the date of delivery. The purchaser agrees to make available the disputed lots in order that the declared defects may be controlled. In any case, the installation exonerates the manufacturer from any liability. Eventual manufacturing defects or quality defects in the goods, where declared according to law and ascertained or recognized, give right only to the replacement of the defective materials, provided that the goods have been returned previously and the written authorization of the return operation has been issued, the resolution of the contract as well as any compensation for damages is peremptorily waived and excluded.

DIMENSIONS AND TONALITY - Our materials are classified as products fired at high temperatures and as such may present discrepancies between the dimensions declared and those actually delivered. The same applies for differences in colors within the same production lot. Therefore, the client may not present a dispute regarding abovementioned product characteristics.

PACKAGING AND QUANTITY - The good condition of the packaging and cartons as well as the quantity delivered are verified upon acceptance of the goods by the forwarding agent. The forwarding agent declares himself responsible for the condition and quantity of the goods upon signing the packing list. In case of missing pieces or breakage, the purchaser must ask for eventual damages or compensation from the forwarding agent.

RETURNS - For no reason will the purchaser be able to return the material without our express prior written authorization and all the costs of the return will be assumed by the Client.

CANCELLATIONS - Order cancellations will not be accepted if the material has already been produced or if the production has already begun, and more so if the materials have already been shipped. In any case, the Client is obliged to pay the entire sum of the supply if the order is cancelled. If the acceptance of the cancellation is feasible, the Client will be peremptorily obliged to reimburse all the expenses sustained by the producer up to that moment.

PRICES - The prices on our price list are not binding. We reserve the right to modify prices before accepting an order.

PAYMENT - Payments must be made only in our main office. Delays of more than 10 days for each payment due or insufficient funds during the same term of a check, whether endorsed or transferred, or issued by the customer, constitutes bad debt. In this case, we reserve the right to suspend supply and annul all ongoing relations, immediately require total payment of all ongoing relations; require total payment of each credit and to make legal recourse, whether executive or precautionary, as well as request compensation for damages. In any case, after 10 days any payment due, we are authorized to issue an on-sight draft with expenses without notice. Furthermore, annual penalty interest will accumulate on the expired debt to be calculated according to the current "Prime rate" plus ive (%) percentage points.

MINIMUM PACKAGING REQUIREMENTS - Sales of less than one box will not be allowed.

DELIVERY SERVICE AS FAR AS OUR DEPOSIT IN MARANELLO - The service with our deposit of Maranello will be charged according to the following: - from 0 to 1000 Kg. € 4.00 - more than 1000 Kg. 0.90/Quintal.

SELLER'S LIEN - The material, even if shipped and regularly invoiced, remains our property until payment in full of the invoice itself, even in case of passage or sale to third parties.

V.A.T. - V.A.T. must be paid in any case before and no later than 60 days from the issuing of the invoice.

PLACE OF JURISDICTION - For any eventual dispute, the only place of jurisdiction will be the Modena Tribunal.

INSTALLATION ADVICE. CONSEILS DE POSE. VERLEGEHINWEISE.

AVERTISSEMENT - Les couleurs et les caractéristiques de l'apparence des produits dans ce catalogue et dans tous les outils de merchandising sont indicatifs car ils ne peuvent pas être reproduites en version imprimée avec une fidélité absolue.

ACCEPTATION - Les commandes parvenues ne seront valables de manière définitive qu'après confirmation écrite de notre part.

LIVRAISON - La livraison du matériel s'entend au moment du chargement effectué dans nos entrepôts. Tous les risques de transport, tels que les manques, casses, détériorations ou endommagements sont à charge de l'Acheteur, même lorsque le prix convenu est franco de port, FOB ou C&F. Les accords conclus avec les transporteurs s'entendent toujours au nom et pour compte de l'Acheteur qui confirme et accepte les conditions au préalable.

DÉLAIS DE LIVRAISON - Les délais de livraison ont un caractère indicatif; les éventuels retards de livraisons, interruptions, suspensions totales ou partielles des marchandises ne donneront droit à aucun dédommagement ou dommages et intérêts.

CONTESTATIONS - La garantie de la marchandise se limite seulement et exclusivement au matériel de premier choix, avec une marge de tolérance de 5% environ. Les différences de tons ne pourront être dénoncées comme vice du matériel. Les éventuelles réclamations relatives à la qualité, au type de matériel, devront nous parvenir dans les 8 jours à partir du jour de livraison. L'Acheteur s'engage à mettre à disposition les parties contestées de manière à permettre le contrôle des défauts déclarés, sachant que la pose nous libère quoiqu'il en soit de toute responsabilité. Les éventuels vices ou défauts de qualité de la marchandise, si déclarés en vertu des termes de loi et confirmés ou reconnus, ne donnent droit qu'à la substitution des matériels défectueux, à condition que les marchandises contestées ne soient restituées préalablement et, sur autorisation écrite de l'opération de restitution, en renonçant et en excluant ainsi de manière formelle la résolution du contrat tout comme les éventuels dommages et intérêts.

DIMENSIONS ET TONS - Nos matériels se classent parmi les produits cuits à haute température et peuvent présenter en tant que tels des différences entre les dimensions déclarées et celles effectivement livrées. C'est ainsi que sont considérées les différences de tons à l'intérieur d'un même lot. C'est pourquoi, en vertu des conditions présentées précédemment, ceci ne pourra faire l'objet d'aucune réclamation de la part de l'Acheteur.

EMBALLAGES ET QUANTITÉS - Le bon état des emballages et de leur confection, ainsi que de la quantité livrée est confirmé après acceptation de la marchandise de la part du transporteur. Ce dernier, en signant le Bon de Livraison, se tient responsable du bon état du matériel et de la quantité. En cas de casses ou manques, l'acheteur devra demander des éventuels dommages et intérêts ou dédommagements au transporteur.

RESTITUTIONS - En aucun cas l'acheteur ne pourra restituer le matériel sans préalablement recevoir une autorisation écrite et expresse de notre part; tous les frais sont à charge de l'Acheteur.

ANNULLATIONS - Aucune annulation de commandes ne sera acceptée si le matériel a déjà été produit ou si la phase de production a déjà commencé, ni même si la livraison a déjà été effectuée. L'annulation de la commande comportera dans tous les cas l'obligation de la part de l'Acheteur de payer la totalité de la marchandise. Dès lors que l'acceptation de l'annulation est faisable, le Client sera formellement tenu à recouvrir tous les frais engendrés par le producteur jusqu'au moins.

PRIX - Les prix reportés sur nos catalogues ne sont pas définitifs. Nous nous réservons le droit de les modifier avant l'acceptation de la commande.

PAIEMENTS - Les paiements ne doivent être effectués qu'après de notre siège. Le retard de plus de 10 jours de tout paiement dû ou la non couverture dans le même délai d'un titre de crédit, transféré ou cédé, ou bien émis par l'Acheteur, constitue un niveau d'insolvabilité. Dans ce cas, il est en notre pouvoir de suspendre les marchandises et annuler tout rapport en cours; d'exiger le paiement intégral et immédiat de tout rapport en cours; d'exiger le paiement intégral de tout crédit en notre faveur et d'agir judiciairement à cet égard, de manière exécutive ou préventive ainsi que pour les dommages et intérêts. Dans tous les cas, aussitôt qu'un paiement dû dépasse le délai des 10 jours, nous sommes autorisés à émettre une traite à vue avec frais sans préavis. En outre, les intérêts moratoires annuels calculés en fonction du taux « premiers versements » courant majoré à 5 points pourcents, prendront effet sur le débit dépassé.

DÉSEMBALLAGES - Aucune vente inférieure à la boîte ne peut être effectuée.

COÛTS EMBALLAGES - Les Europalettes utilisées pour emballer les produits seront facturées aux clients.

SERVICE LIVRAISONS JUSQU'A MARANELLO - Le service auprès nos depot de Maranello sera debite sur la base des tarifs suivants: Jusqu'à 1000 kg € 4.00 - plus de 1000 kg. 0,90/Quintal.

DOMAINE RÉSERVE - Le matériel, même si livré et régulièrement facturé reste notre propriété jusqu'au paiement total de ladite marchandise, même en cas de passage ou vente à un tiers.

T.V.A. - Le paiement de la T.V.A. devra parvenir quoiqu'il en soit avant et non au-delà de 60 jours à partir de la date d'émission de la facture.

TRIBUNAL COMPETENT - Le Tribunal de Modena sera compétent de manière exclusive en cas de litige.

Awertenze

WARNHINWEIS - Die Farben und ästhetische Eigenschaften der Produkte in diesem Katalog und in allen Verkaufsfördermitteln sind Richtwerte, da sie nicht in gedruckter Form mit absoluter Treue wiedergegeben werden können.

BESTÄTIGUNG - Eingegangene Bestellungen sind für uns nur verbindlich, wenn sie schriftlich durch uns bestätigt wurden.

LIEFERUNG - Die Lieferung des Materials ist für uns mit dessen Beladung bei unserem Lager abgeschlossen. Alle durch den Transport bedingten Risiken, einschließlich Fehlmengen, Bruch, Beschädigung und sonstige Beeinträchtigungen gehen zu Lasten des Auftraggebers, auch wenn der vereinbarte Preis frachtfrei, FOB oder C&F ist. Die Vereinbarungen mit den Speditionsunternehmen werden im Namen und auf Rechnung des Auftraggebers getroffen, der die Entlastung bestätigt und erteilt.

LIEFERFRISTEN - Die Lieferfristen sind ungefähre Angaben; im Falle einer Verzögerung, Unterbrechung bzw. teilweiser oder kompletter Aussetzung der Lieferungen besteht kein Recht auf Entschädigung oder Schadenersatz.

BEANSTANDUNGEN - Die Garantie auf die Ware bezieht sich ausschließlich auf Material erster Wahl, bei einer Toleranz von ca. 5%. Unterschiede bei Farbtönen können nicht als Materialfehler geltend gemacht werden. Eventuelle Beanstandungen in Bezug auf die Qualität und Materialart müssen innerhalb von 8 Tagen ab dem Lieferdatum bei uns eingehen. Der Käufer verpflichtet sich, die beanstandeten Warenpartien für die Überprüfung der angezeigten Mängel zur Verfügung zu halten. Die Verlegung des Materials befreit uns in jedem Fall von jeglicher Haftung. Eventuelle Fehler oder Qualitätsmängel der Ware, sofern diese innerhalb der gesetzlich vorgeschriebenen Fristen gemeldet, überprüft und anerkannt wurden, beinhalten lediglich das Recht auf einen Umtausch der fehlerhaften Materialien, unter der Bedingung, dass die beanstandete Ware vorher, nach schriftlicher Genehmigung der Warenrückgabe, zurückgeschickt wurde und unter Verzicht und Ausschluss des Anspruchs auf eine Vertragsauflösung oder jegliche Art von Schadenersatz.

ABMESSUNGEN UND FARBTÖNE - Unsere Materialien sind als Produkte klassifiziert, die bei hohen Temperaturen gebrannt werden, weshalb es sein kann, dass die tatsächlichen Abmessungen von den genannten Abmessungen abweichen. Das gleiche gilt für Farbunterschiede innerhalb desselben Warenpostens. Diese Umstände geben dem Auftraggeber kein Recht zu Beanstandungen.

VERPACKUNG UND MENGE - Mit Annahme der Ware durch das Beförderungsunternehmen gelten der gute Zustand der Verpackungen sowie die übergebene Warenmenge als bestätigt. Das Transportunternehmen übernimmt mit Unterzeichnung des Versandscheins die Verantwortung für den guten Zustand und die Menge des Materials. Der Käufer muss sich im Fall von Brüchen oder Fehlware für eventuelle Schäden oder Entschädigungen an das Beförderungsunternehmen wenden.

WARENRÜCKGABE - Der Käufer kann die Ware in keinem Fall ohne unsere ausdrückliche schriftliche Genehmigung zurückgeben; alle entstehenden Kosten werden vom Auftraggeber übernommen.

STORNIERUNGEN - Auftragsstornierungen werden nicht akzeptiert, wenn das Material bereits hergestellt wurde, die Produktion angelaufen ist oder die Ware gar bereits verschickt wurde. Bei der Stornierung einer Bestellung ist der Auftraggeber in jedem Fall verpflichtet, die gesamte Lieferung zu bezahlen. Falls die Stornierung akzeptiert wird, ist der Kunde verpflichtet, alle Kosten zu übernehmen, die dem Hersteller bis zu diesem Zeitpunkt entstanden sind.

PREISE - Die in unserer Preisliste angegebenen Preise sind für uns nicht verbindlich. Wir behalten uns das Recht vor, diese vor der Bestellungsannahme zu ändern.

ZAHLUNG - Die Zahlungen können nur direkt an uns erfolgen. Eine Verspätung von mehr als 10 Tagen jeder geschuldeten Zahlung bzw. die fehlende Deckung eines gierierten, abgetretenen oder vom Auftraggeber ausgestellten Kreditpapiers innerhalb desselben Zeitraums wird als Zahlungsunfähigkeit gewertet. In diesem Fall haben wir das Recht, die Lieferungen auszusetzen und jedes bestehende Geschäftsverhältnis abzubrechen; unverzüglich die vollständige Zahlung jedes bestehenden Auftrags zu fordern; die vollständige Zahlung aller unserer Forderungen im Rahmen eines Vollstreckungs- oder Sicherstellungsverfahrens rechtlich zu beanspruchen, ebenso wie eine Entschädigung; in jedem Fall sind wir 10 Tage nach Ablauf der Zahlungsfrist berechtigt, ohne Vorankündigung eine Sichttratte zuzüglich der entsprechenden Kosten auszustellen, Ausser dem werden auf den geschuldeten Betrag die jährlichen Verzugszinsen in Höhe des laufenden, um fünf Prozentpunkte erhöhten Privatdiskontsatzes berechnet.

VERPACKUNGSGRÖSSE - Es werden keine Mengen unterhalb der Größe eines Kartons verkauft.

VERPACKUNGSKOSTEN - Die für die Verpackung der Produkte verwendeten Europaletten werden dem Kunden in Rechnung gestellt.

LIEFERSERVICE BIS MARANELLO - Für die Lieferungen nach Lager in Maranello werden wir folgende Kosten berechnen: von 0 bis 1000 kg € 4,00 - ueber 1000 kg € 0,90 je 100 kg.

EIGENTUMSVORBEHALT - Das Material bleibt auch bei regulärem Transport und normaler Rechnungsstellung bis zur vollständigen Bezahlung der Lieferung in unserem Eigentum, auch im Falle der Weitergabe oder des Verkaufs an Dritte.

MEHRWERTSTEUER - Die Zahlung der Mehrwertsteuer hat in jedem Fall bis spätestens 60 Tage nach dem Ausstellungsdatum der Rechnung zu erfolgen.

GERICHTSSTAND - Gerichtsstand in Streitfällen ist ausschließlich das Gericht Modena.

LAPPATURA

- A) La lappatura consiste nell'asportare la parte più vetrificata e resistente della piastrella, sia superficiale che laterale (seguito rettifica dei bordi). In tal modo si determina un aumento della "porosità" della superficie ed una riduzione della sua capacità di protezione dalle macchie.
- B) Non esiste in commercio un trattamento protettivo duraturo nel tempo. Eventualmente è possibile fornire su richiesta uno speciale trattamento impermeabilizzante che deve essere ripetuto periodicamente.
- C) Si raccomanda la posa di materiale lappato solo in ambienti residenziali (privati) e comunque poco trafficati.
- D) Si raccomanda, per la posa, l'utilizzo di materie prime (colla e stucchi) di prima qualità e soprattutto di acqua pulita in modo da evitare il sorgere di aloni. Si consiglia inoltre, prima della stuccatura, l'utilizzo di un prodotto idrorepellente allo scopo di agevolare la pulizia.
- E) Dopo la posa si deve coprire il pavimento con segatura e/o altro, in modo da evitare lo sfregamento causato da scarpe non pulite e dalla movimentazione del mobilio in fase di arredamento.
- F) Il procedimento della lappatura stonalizza il materiale. Pertanto una miscelazione dei toni, tipica delle pietre naturali, è sempre presente.

SEMI-POLISHING (LAPPATURA)

- A) By the process of semi-polishing the more vitrified and resistant part of the tile (top layer but also on the edges) is partially removed. In this way the porosity of the tile increases reducing the stain resistance of the tile surface.
- B) There is no long lasting protective treatment or chemical coverage, but it is possible to demand for a special waterproof treatment which must be periodically repeated.
- C) We do recommend to lay down semi-polished tiles only in private housing places.
- D) We do recommend to use quality raw material (glues, adhesives and grouts) and, in particular, clean water to avoid the formation of stains or marks.
- E) Immediately after the laydown it is recommended to cover the entire floor with sawdust and/or something else to avoid the rubbing/cracking caused by dirty shoes or furniture moving.
- F) This process (LAPPATURA) might change the tonality of the material and/or make it vary. Therefore the shading effect is quite common.

LAPPATO

- A) Le traitement de surface "Lappato" (aspect pierre polie), consiste à retirer la part la plus vitrifiée et résistante du carreau - tant au niveau de sa surface qu'au niveau latéral (du fait notamment de la rectification des bords). A ce niveau, on doit constater une augmentation du taux de porosité de la surface du carreau ainsi qu'une réduction de ses facultés de protection aux taches de toutes origines.
- B) Aucun traitement de protection durable dans le temps n'existe aujourd'hui sur le marché. Il peut toutefois, être possible du fournir, sur demande spécifique, un traitement spécial imperméabilisant qui doit être régulièrement réalisé.
- C) Nous recommandons la pose de ces carrelages "finition Lappato", uniquement dans les seuls environnements d'habitations (appartements et maisons) résidentiels, et de faibles trafics.
- D) Au niveau de leur pose, nous recommandons, l'utilisation de matières premières (colles et joints) de toute première qualité, et surtout d'eau très claire et propre, sans impuretés, de façon à éviter toute apparition de résidus à la surface qui altèreraient le contact avec celle-ci.
- E) Une fois le carrelage posé, il est nécessaire de le recouvrir avec de la sciure de bois ou tout autre protection, afin d'éviter tout endommagement de la surface par des chaussures avec des semelles salies de terre et autres pierres, ou par le déplacement de meubles lors d'emménagements dans les pièces concernées.
- F) Enfin, nous vous rappelons que le procédé de la "Finition Lappato" entraîne automatiquement une "détonalisation" de l'ensemble de la surface, avec par conséquent, un mélange de différentes tonalités, typique des pierres vieilles naturelles; cet aspect de tonalités mélangées doit être accepté à l'avance par le client et surtout, doit faire l'objet d'une information préalable très claire de la part du vendeur.

TEILPOLITUR

- A) Die Teilpolitur besteht in der Abführung des gläsernsten und widestandfähigsten Teils der Fliese, oberflächlich und seitlich (durch Rektifizierung der Kanten). Dadurch entsteht eine Steigerung der "Porosität" der Oberfläche und somit eine Schutzminderung bezüglich der Flecke.
- B) Im Handel leider existiert keine dauerhafte Behandlung für den Schutz ev. ist es möglich, auf Anfrage eine Wasserdicht machende Behandlung zu liefern, die aber periodisch wiederholt werden muss.
- C) Die Verlegung teilpolierten Materials ist nur in Wohnbereich zu empfehlen allerdings im wenig benutzten Räumen.
- D) Für die Verlegung ist die Verwendung von Stoffen (Kleber und Fugenmaterial) erster Klasse und vor allem von Reineinmischung zu empfehlen, um die Entstehung von Fleckekreisen zu vermeiden.
- E) Nach der Verlegung soll der Boden mit Sägemehl oder ähnlichem gedeckt werden, um vor der Trocknung die Verkratzung durch unsaubere Schün oder durch Versetzung der Möbel zu vermeiden.
- F) Das Teilpolierverfahren nuanciert die Fliese, daher ist eine Mischung der Töne, tipisch für Natursteine, immer gegeben.

WARNING INSTRUCTIONS. INSTRUCTIONS. HINWEISE.

TH2.0 - RACCOMANDAZIONI SULLA POSA, PULIZIA E MANUTENZIONE.

Gold Art consiglia di effettuare le operazioni di pulizia ordinaria delle superfici pavimentate con TH2.0 ricorrendo a acqua e normali detersivi neutri: la pendenza della superficie e gli spazi tra le lastre nelle pose a secco facilitano il naturale deflusso delle acque.

Si consideri tuttavia che qualunque tipo di pavimentazione è soggetta al fenomeno della tensione superficiale dei liquidi: si tratta della stessa proprietà dell'acqua che le conferisce la tendenza a distribuirsi in gocce sferiche, o che causa la formazione della classica bombatura in un bicchiere pieno di acqua oltre il colmo.

La tensione superficiale può impedire un completo scolo dell'acqua, e causare lo stazionamento temporaneo di una patina di liquido in corrispondenza dei bordi delle lastre. Per ovviare a questo problema, Gold Art raccomanda di prevedere le opportune pendenze della superficie in fase di installazione, per facilitare il deflusso delle acque negli spazi tra le lastre. Se dovesse persistere una patina di acqua, si consiglia di spingerla verso le fughe con uno spazzolone, oppure di rimuoverla con un aspiratore a liquido.

PORCELAIN TILES IN 20 mm THICKNESS (TH2.0) FOR OUTDOOR FLOORS. RECOMMENDATIONS FOR THE INSTALLATION, CLEANING AND MAINTENANCE.

Gold Art recommends carrying out the procedures for the ordinary leaning of TH2.0 floor surfaces using water and commercially available neutral detergents: the inclination of the surface and the space between adjacent slabs for dry-system installation favour the natural flow of water.

However, it is important to take into consideration that any type of floor surface is subject to the surface tension effect of liquids: it is the same property of water that gives the tendency to transform into spherical droplets and which cause the curved top surface of a glass full of water.

The surface tension can obstruct the complete drainage of water and cause a temporary stagnation of liquid on the slab edges. In order to avoid this problem, Gold Art recommends ensuring adequate inclination of the surface during installation so as to encourage the flow of water between adjacent slabs. Should liquid deposit on the surface, it is recommended to push it towards grout lines using a brush or remove it with a wet and dry vacuum cleaner.

GRÈS CÉRAME EN 20 mm (TH2.0) D'ÉPAISSEUR POUR DES SOLS EXTÉRIEURS. CONSEILS SUR LA POSE, NETTOYAGE ET ENTRETIEN.

Gold Art conseille d'effectuer les opérations de nettoyage ordinaire des surfaces carrelées avec TH2.0 en utilisant de l'eau et des détergents neutres communs : l'inclinaison de la surface et les espaces entre les dalles dans les poses à sec facilitent l'écoulement naturel de l'eau.

Considérez cependant que tout type de sol est soumis au phénomène de la tension superficielle des liquides : il s'agit de la même propriété de l'eau qui lui donne la tendance à se répandre en gouttes sphériques, ou qui entraîne la formation classique de la surface bombée d'un verre d'eau rempli à ras bord.

La tension superficielle peut empêcher l'écoulement de l'eau, et causer la stagnation temporaire d'une légère patine d'eau au niveau des bords des dalles. Pour résoudre ce problème, Gold Art conseille de prévoir les pentes opportunes de la surface en phase d'installation, pour faciliter l'écoulement des eaux dans les espaces entre les dalles. Si la patine d'eau persiste, il est conseillé de la pousser vers les joints à l'aide d'une brosse à carrelage ou bien de l'éliminer avec un aspirateur à liquide.

20 mm (TH2.0) STARKES FEINSTEINZEUG FÜR AUSSENBODENBELAG EMPFEHLUNGEN FÜR DIE VERLEGUNG, REINIGUNG UND PFLEGE.

Gold Art empfiehlt, zur normalen Reinigung der mit TH2 verlegten Flächen Wasser und normale, neutrale Reinigungsmittel zu verwenden; das Gefälle der Flächen und die im Trockenbau entstehenden Zwischenräume zwischen den Platten erleichtern das natürliche Abfließen des Wassers.

Auf jeder Art von Bodenbelag kommt es jedoch zur Oberflächenspannung der Flüssigkeiten: es handelt sich um ein Merkmal des Wassers selbst, das sich in runden Tropfen verteilt bzw. die klassische Wölbung in einem randvoll gefüllten Glas aufweist. Die Oberflächenspannung kann das vollständige Abfließen des Wassers behindern und dazu führen, dass sich vorübergehend Flüssigkeit an den Plattenrändern ansammelt.

Um dieses Problem zu vermeiden, empfiehlt Gold Art, bei der Installation für eine angemessene Neigung der Fläche zu sorgen, damit das Wasser über die Zwischenräume abfließen kann. Auf der Oberfläche stagnierendes Wasser sollte mit einer Bürste in die Zwischenräume gedrückt oder mit einem Allseug abgescugt werden.

Classificazioni antiscivolo

NON-SLIP CLASSIFICATION.
CLASSIFICATION ANTIDÉRAPANT.
TRITTSICHERHEITSKLASSEN.

DIN 51097 (A+B+C)

Norma tedesca che prevede la determinazione delle proprietà anti-scivolo in zone bagnate. Il metodo adottato è il camminamento a piedi nudi su un piano ad inclinazione variabile dove viene fatta scorrere dell'acqua. La classificazione per le caratteristiche antidrucciolo su bagnato prevede 3 gruppi: A - B (A+B) - C (A+B+C).

German norm regarding the determination of the anti-slip characteristics in wet areas. The used method is trampling on a plane with variable sloping. The classification of the anti-slip characteristics on wet surface includes 3 groups: A - B - C.

Norme allemande qui définit les propriétés antidérapantes des surfaces humides. La méthode de mesure se base sur le piétinement à pieds nus d'une surface où ruisselle de l'eau, selon différentes pentes. La classe antidérapage des surfaces humides se divise en 3 groupes: A, B et C.

Deutsche Norm zur Messung der Rutschfestigkeit in Nassbereichen. Die vorgesehene Methode beinhaltet das Barfußgehen auf einer schiefen Ebene mit mehr oder minder großem Neigungswinkel, auf der Wasser als Gleitmittel verwendet wird. Im Hinblick auf die rutschhemmenden Eigenschaften in Barfußbereichen wird nach 3 Bewertungsgruppen unterschieden: A - B - C.

| ANGOLO ANGLE INCLINAISON WINKEL | CLASSIFICAZIONE CLASSIFICATION CLASSIFICATION BEWERTUNGSGRUPPE | DESTINAZIONE D'USO INTENDED USE UTILISATION PRÉVUE BESTIMMUNGSZWECK |
|--|---|--|
|  $\alpha < 12^\circ$ | Non classificato. Unclassified. Non classé. Nicht bewertet. | |
|  $12^\circ \leq \alpha \leq 18^\circ$ | A | Spogliatoi, zone di accesso a piedi nudi, etc. Changing-rooms, barefoot access zones, etc. Vestiaires, zones d'accès pieds nus, etc. Umkleideräume, Barfuß-Zugangsbereiche, usw. |
|  $18^\circ \leq \alpha \leq 24^\circ$ | B | Docce, bordi di piscine, etc. Showers, edges of swimming-pools, etc. Douches et abords de piscines, etc. Duschen, Beckenumgänge, usw. |
|  $\alpha \geq 24^\circ$ | C | Bordi di piscine in pendenza ma sott'acqua, scale sommerse, vasche di passaggio tra una piscina e l'altra, zone dove sussiste la possibilità di acqua stagnante. Underwater sloping swimming-pool edges, submerged steps, linking troughs between pools, zones where water may stagnate. Abords de piscines inclinés sous l'eau, échelles immergées, bassins de passage d'une piscine à une autre, zones à hauteur desquelles peut être présente de l'eau stagnante. Geneigte wasserbeflutete Beckenumgänge, Unterwasserteppen, Durchgangsbecken zwischen mehreren Schwimmbecken, Zonen mit möglichen Wasseranstauungen. |

ASTM C 1028

Normativa valida per gli U.S.A. che prevede la misura del coefficiente di attrito statico sia in condizioni di superficie asciutta che bagnata utilizzando un dispositivo scivolante rivestito di neolite su cui agisce un carico di 50 libbre. Gli indici di coefficiente di attrito statico sono i seguenti:

Norm valid for the U.S.A. including the measurement of the static friction coefficient in dry and wet surface conditions using a neolite-coated sliding device on which a 50-pound load is applied. The indexes of the static friction coefficient are the following:

Norme de référence des États-Unis qui définit le coefficient de friction statique sur des surfaces sèches ou humides, en utilisant un dispositif glissant revêtu de néolite sur lequel agit une charge de 50 livres. Les indices du coefficient de friction statique sont les suivants:

US-Norm zur Messung des statischen Reibungskoeffizienten auf trockener sowie nasser Oberfläche anhand einer gleitenden, neolitbeschichteten und mit 50 Pfund beschwerten Vorrichtung. Die statischen Reibbeiwerte sind:

| $\leq 0,50$ | $0,50 \div 0,60$ | $\geq 0,60$ |
|--|--|---|
| Attrito contestabile. Dubious slip resistance. Coefficient de friction contestable. Beanstandbare Reibung. | Attrito non anti-scivolo. Ineffective slip resistance. Coefficient de friction non antidérapant. Keine Antirutsch-Reibung. | Attrito anti-scivolo. Slip resistant. Coefficient de friction antidérapant. Antirutsch-Reibung. |

DIN 51130 ANTISCIVOLOSITÀ R

Normativa tedesca che misura le determinazioni della resistenza allo scivolamento per pavimentazioni di ambienti di lavoro e zone operative con superfici sdruciolevoli Il metodo adottato è il calpestio su un piano ad inclinazione variabile. La classificazione per le caratteristiche antidrucciolo prevede 5 gruppi: R9-R10-R11-R12-R13.

R ANTI-SLIP = German norm measuring the determination of anti-slip resistance for working and operating place floors with slippery surfaces. The used method is trampling on a plane with variable sloping. The classification of the anti-slip characteristics includes 5 groups: R9-R10-R11-R12-R13.

ANTIDÉRAPAGE R = norme allemande qui détermine la résistance au dérapage des carrelages destinés aux lieux de travail et zones où des surfaces antidérapantes sont requises. La méthode de mesure adoptée est le piétinement de surface selon différentes pentes. La classe antidérapage se divise en 5 groupes: R9, R10, R11, R12 et R13.

RUTSCHFESTIGKEIT R = Deutsche Norm zur Messung der Rutschfestigkeit von Fußböden in Arbeitsräumen und -bereichen mit rutschigen Oberflächen. Die vorgesehene Methode beinhaltet das Gehen auf einer schiefen Ebene mit mehr oder minder großem Neigungswinkel. Im Hinblick auf die rutschhemmenden Eigenschaften wird nach 5 Bewertungsgruppen unterschieden: R9-R10-R11-R12-R13.


















| ANGOLO ANGLE INCLINAISON WINKEL | CLASSIFICAZIONE CLASSIFICATION CLASSIFICATION BEWERTUNGSGRUPPE | DESTINAZIONE D'USO INTENDED USE UTILISATION PRÉVUE BESTIMMUNGSZWECK |
|--|---|---|
|  $\alpha < 6^\circ$ | Non classificato. Unclassified. Non classé. Nicht bewertet. | |
|  $6^\circ \leq \alpha \leq 10^\circ$ | R 9 | Zone ingresso e scale con accesso dall'esterno. Ristoranti e mense, negozi, ambulatori, ospedali, scuole. Entrances and staircases with outdoor access. Restaurants and canteens, shops, clinics, hospitals, school. Zones d'entrée et escaliers avec accès de l'extérieur. Restaurants et cantines, magasins, cabinets de consultation, hôpitaux et écoles. Eingangsbereiche und Treppen mit Zugang von außen. Restaurants und Kantinen, Geschäfte, Praxen, Krankenhäuser, Schulen. |
|  $10^\circ \leq \alpha \leq 19^\circ$ | R 10 | Bagni e docce comuni, piccole cucine ed esercizi per la ristorazione, garage e sotterranei. Communal bathrooms and showers, small kitchens and catering outlets, garages and basements. Toilettes et douches communes, petites cuisines pour l'exercice de la restauration, garages et sous-sols. Badezimmer und Gemeinschaftsduschen, kleine Küchen und Betriebe für die Restauration, Garagen und Untergeschoße. |
|  $19^\circ \leq \alpha \leq 27^\circ$ | R 11 | Ambienti per la produzione di generi alimentari. Medie cucine di esercizi per la ristorazione. Ambienti di lavoro con forte presenza acqua e fanghiglia, laboratori, lavanderie, hangar. Food production facilities. Medium-sized restaurant kitchens. Working environments with large amounts of water and mud, laboratories, laundries and hangars. Locaux pour la production de denrées alimentaires. Cuisines de dimensions moyennes pour l'exercice de la restauration. Lieux de travail avec forte présence d'eau et de boue, laboratoires, teintureries et hangars. Lebensmittelproduktionsbereiche. Mittelgroße Küchen für Restaurationsbetriebe. Arbeitsbereiche mit stark vorhandenem Wasser und Schlamm, Labors, Wäschereien, Hangars. |
|  $27^\circ \leq \alpha \leq 35^\circ$ | R 12 | Ambienti per la produzione di alimenti ricchi di grassi come latticini e derivati, oli e salumi. Grandi cucine per la ristorazione. Preparati industriali con impiego di sostanze scivolose. Parcheggi auto. Environments for the production of high-fat foods such as dairy products, oils and cured meats. Large restaurant kitchens. Industrial facilities making products using slippery substances. Car parks. Locaux pour la production de denrées alimentaires riches en matières grasses telles que charcuteries et huiles. Grandes cuisines pour l'exercice de la restauration. Ateliers industriels avec emploi de substances glissantes. Parcs de stationnement autos. Bereiche für die Produktion fettreicher Lebensmittel wie Milchprodukte und milchnebenprodukte, Öle und Wurstwaren. Großküchen für die Restauration. Industrielle Zubereitungen mit Einsatz rutschiger Stoffe. Autoparkplätze. |
|  $\alpha \geq 35^\circ$ | R 13 | Ambienti con grossa quantità di grassi. Lavorazione degli ambienti. Environments with large quantities of fats and grease. Food processing. Locaux avec grande quantité de graisses. Locaux de transformation des aliments. Bereiche mit großen Fettmengen. Lebensmittelbearbeitung. |

Tabella tecniche

TECHNICAL TABLES. FICHE TECHNIQUE. TECHNISCHE ANGABEN.

CARATTERISTICHE TECNICHE GRÈS PORCELLANATO - CONFORMI A NORME EUROPEE EN 14411 APPENDICE G GRUPPO BIa CON E ≤ 0,5 %
TECHNICAL SPECIFICATIONS OF PORCELAIN - CONFORMING TO EUROPEAN STANDARDS EN 14411 APPENDICE G GRUPPO BIa CON E ≤ 0,5 %
CARACTERISTIQUES TECHNIQUES DU GRÈS CÉRAME - CONFORMES AUX NORMES EUROPÉENNES EN 14411 APPENDICE G GRUPPO BIa CON E ≤ 0,5 %
TECHNISCHE EIGENSCHAFTEN FÜR FEINSTEINZEUG - GEMÄSS DEN EUROPÄISCHEN NORMEN EN 14411 APPENDICE G GRUPPO BIa CON E ≤ 0,5 %

| CARATTERISTICA TECNICA PHYSICAL PROPERTIES. CARACTERISTIQUE TECHNIQUE. TECHNISCHE DATEN. | METODO DI PROVA TESTING METHOD. NORME D'ESSAIS. PRÜFVERFAHREN. | RIFERIMENTO NORMA. REFERENCE STANDARD. REFERENCE NORME. STANDARDWERT. | | | VALORE PRODOTTO. PRODUCT VALUES. VALEUR PRODUIT. PRODUKT WERTE. | | |
|---|---|---|--|------|---|--|--|
| | | 7cm ≤ N < 15 cm (mm) | N ≥ 15 cm (%) (mm) | | Naturale non rettificato | Rettificato e Levigato | |
|  Dimensioni. Sizes. Dimensions. Abmessungen. | EN ISO 10545-2 | Lunghezza e larghezza / Lenght and width Longuer et largeur / Länge und Breite | ±0.9 | ±0.6 | ±2.0 | Conforme. Conforming. Conforme. Erfüllt. | Conforme. Conforming. Conforme. Erfüllt. |
| | | Spessore / Tickness / Epaisseur / Stärke | ±0.5 | ±5.0 | ±0.5 | | |
| | | Rettilineità spigoli / Linearity Rectitude des arêtes / Kantengeradheit | ±0.75 | ±0.5 | ±1.5 | | |
| | | Ortogonalità / Wedging / Orthogonalité / Rechtwinkligkeit | ±0.75 | ±0.5 | ±2.0 | | |
| | | Planarità / Warpage / Planéité / Ebenflächigkeit | ±0.75 | ±0.5 | ±2.0 | | |
| Aspetto: percentuale di piastrelle accettabili nel lotto. Appearance: percentage of acceptable tiles, per lot. Aspect: pourcentage de carreaux acceptables sur la fourniture totale. Oberflächenbeschaffenheit: Prozentsatz der Fliesen, die den geforderten Eigenschaften entsprechen. | | 95 % min. | 95 % min. | - | | | |
|  Assorbimento d'acqua % Water absorption % Absorption d'eau % Wasseraufnahme % | EN ISO 10545-3 | E ≤ 0,5% (valore singolo Max. 0,6%) | | | Conforme. Conforming. Conforme. Erfüllt. | | |
|  Conforme. Conforming. Conforme. Erfüllt. Sforzo di rottura. Breakage resistance. Resistance a la rupture. Bruchlast. | EN ISO 10545-4 | valore medio ≥ 35 N/mm ² (valore singolo Min. 32 N/mm ²) | | | Conforme. Conforming. Conforme. Erfüllt. | | |
|  Resistenza all'abrasione profonda. Scratch resistance. Résistance à l'abrasion. Bestimmung des Widerstandes gegen tiefen Verschleib. | EN ISO 10545-6 | 175 mm ³ max. | | | Medio / Average Moyenne / Mittelwert < 175 mm ³ | | |
| |  Resistenza all'abrasione. Abrasion resistance. Résistance à l'abrasion. Widerstand gegen Verschleiss. | EN ISO 10545-7 | Richiesta. Required. Requise. Gefordert. | | | II - V | |
|  Coefficiente di dilatazione termica lineare. Thermal expansion coefficient. Coefficient de dilatation thermique linéaire. Wärmeausdehnung. | EN ISO 10545-8 | Valore dichiarato. Declared value. Valeur déclaré. Angegebener Wert. | | | 6,5x10 ⁻⁶ °C | | |
|  Resistenza agli sbalzi termici. Thermal shock resistance. Résistance aux écarts de température. Temperaturwechselbeständigkeit. | EN ISO 10545-9 | Test superato in accordo con iso 10545-1 Pass according to iso 10545-1 Pv en accord avec norme en 10545-1 Test ueberstanden nach ISO 10545-1 | | | Resistente. Resistant. Résistants. Widerstandsfähig. | | |
|  Resistenza al gelo. Frost resistance. Résistance au gel. Frostbeständigkeit. | EN ISO 10545-12 | Test superato in accordo con iso 10545-1 Pass according to iso 10545-1 Pv en accord avec norme en 10545-1 Test ueberstanden nach ISO 10545-1 | | | Resistente. Resistant. Résistants. Widerstandsfähig. | | |
|  Resistenza a basse concentrazioni di acidi e alcali. Resistance to low concentrations of acids and alkali. Résistance à des basses concentrations d'acides et bases. Beständigkeit gegen schwach konzentrierte säuren und laugen. | EN ISO 10545-13 | Valore dichiarato. Declared value. Valeur déclaré. Angegebener Wert. | | | Vedi il minimale. See single tile picture. Voir sous du carreau photo. Siehe einzelnen Abbildungen. | | |
| Resistenza ad alte concentrazioni di acidi e alcali. Resistance to high concentrations of acids and alkali. Résistance à des hautes concentrations d'acides et bases. Beständigkeit gegen stark konzentrierte säuren und laugen. | | Valore dichiarato. Declared value. Valeur déclaré. Angegebener Wert. | | | Vedi il minimale. See single tile picture. Voir sous du carreau photo. Siehe einzelnen Abbildungen. | | |
| Resistenza ai prodotti chimici di uso domestico e agli additivi per piscina. Resistance to domestic chemicals and additives for swimming pools. Résistance aux prod. chimiques d'usage domestique et additifs pour piscines. Beständigkeit gegen chemische haushaltsreiner und zusatzstoffe für schwimmbäder. | | B min. | | | Vedi il minimale. See single tile picture. Voir sous du carreau photo. Siehe einzelnen Abbildungen. | | |
|  Resistenza dei colori alla luce. Color resistance to light. Résistance des couleurs a la lumière. Lichtbeständigkeit. | DIN 51094 | Non devono presentare apprezzabili variazioni di colore. No noticeable color change. Ne doivent pas présenter de variations importantes des couleurs. Die Muster dürfen keine sichtbaren Farbveränderungen aufweisen. | | | Materiale inalterato dopo il test. No alteration after testing. Aucune altération relevee. Keine Veränderung nach dem Test. | | |
|  Coefficiente di attrito (Scivolosità). Friction coefficient (slipperiness). Coefficient de friction (Glissement). Reibungskoeffizient (Schlupfrigkeit). | EN 16165 | Dove richiesto If needed. Si demande. Nach Anforderung. | | | Vedi il minimale / See single tile picture Voir sous du carreau photo / Siehe einzelnen | | |
| | DIN 51097 | | | | Vedi il minimale / See single tile picture Voir sous du carreau photo / Siehe einzelnen | | |
| | B.C.R.A. D.M.236/ 89 | | | | Test disponibile / Available test Essai disponible / Pruefzeugnis verfuegbar | | |
| | ASTM C1028-2007 | | | | Test disponibile / Available test Essai disponible / Pruefzeugnis verfuegbar | | |
| | ANSI A 137.1-2012 | | | | Vedi il minimale / See single tile picture Voir sous du carreau photo / Siehe einzelnen Test disponibile / Available test Essai disponible / Pruefzeugnis verfuegbar | | |


* SI RACCOMANDA DI CONSULTARE CONTRACT DIVISION PER LE INDICAZIONI NECESSARIE AL CORRETTO UTILIZZO.
 IT'S ADVISABLE TO REFER CONTRACT DIVISION FOR ALL NECESSARY GUIDELINES TO A CORRECT USE.
 MERCI DE CONSULTER NOTRE CONTRACT DIVISION POUR LES INDICATIONS A UN USAGE CORRECT.
 ZUR KORREKTEN ANWENDUNG WIRD EMPFOHLEN UNSERE CONTRACT DIVISION ZU KONTAKTIEREN.

Schede tecniche consultabili sul sito: www.energieker.it
 Technical details available on: www.energieker.it
 Technisches Datenblatt auf der Website: www.energieker.it
 Fiches techniques à consulter sur le site: www.energieker.it


Tabella pesi e misure


WEIGHTS AND MEASURES TABLE . TABLEAU POIDS ET MESURES . GEWICHT UND MASSTABELLE.

EKCOLLECTIONS


| Formato Size Format Format |  | Pz/Scatola Pcs/Box Stk/Karton Pieces/Boîte | Mq/Scatola SqM/Box Om/Karton M ² /Boîte | Kg/Scatola Kg/Box Kg/Karton Kg/Boîte | Scatola/Pallet Box/Pallet Karton/Palette Boîte/Palette | Mq/Pallet SqM/Pallet Qm/Palette M ² /Palette | Kg/Pallet Kg/Pallet Kg/Palette Kg/Palette |
|-------------------------------------|---|---|---|---|---|--|--|
| 9,9X30,2 RETT. | 9 | 26 | 0,78 | 14,50 | 60 | 46,80 | 873 |
| 10X60 RETT CHEVRON | 9 | 14 | 0,84 | 15,4 | 48 | 40,32 | 740 |
| 15X30 CAMPIGIANE / ANTICHI AMORI | 9,2 | 28 | 1,26 | 25,00 | 60 | 75,60 | 1.520 |
| 15X30 | 8,2 | 32 | 1,44 | 25,00 | 60 | 86,40 | 1.400 |
| 15X90 RETT. | 9 | 7 | 0,95 | 18,75 | 48 | 45,60 | 920 |
| 20X20 | 7,2 | 38 | 1,52 | 24,33 | 60 | 91,20 | 1.480 |
| 20X120 RETT. * | 9 | 5 | 1,20 | 22,70 | 48 | 57,60 | 1.100 |
| 30X30 CAMPIGIANE / ANTICHI AMORI | 9,2 | 14 | 1,26 | 25,33 | 60 | 75,60 | 1.540 |
| 30X120 RETT. * | 9 | 4 | 1,44 | 28,60 | 39 | 56,16 | 1.130 |
| 30X60 RETT. / LCP | 9 | 7 | 1,26 | 24,38 | 40 | 50,40 | 957 |
| 30,8X61,5 | 9 | 7 | 1,32 | 24,88 | 40 | 52,80 | 920 |
| 60X60 RETT. / LCP | 9 | 4 | 1,44 | 28,57 | 30 | 43,20 | 812 |
| 60X90 RETT. / LCP | 9 | 3 | 1,62 | 32,37 | 32 | 51,84 | 1.055 |
| 60X120 RETT. / LCP * | 9 | 2 | 1,44 | 28,57 | 35 | 50,40 | 1.020 |
| 61,5X61,5 | 9 | 4 | 1,51 | 28,17 | 30 | 45,30 | 840 |
| 80X80 RETT./LCP | 9 | 2 | 1,28 | 25,58 | 45 | 57,60 | 1.171 |
| 20X20 BICOTTURA | 6,5 | 40 | 1,60 | 16,56 | 72 | 115,20 | 1.212 |
| 20X50 BICOTTURA | 8 | 14 | 1,40 | 19,45 | 60 | 84 | 1.187 |
| 20X50 DECORO BICOTTURA | 8 | 14 | 1,40 | 18,83 | 60 | 84 | 1.150 |
| 20X50 TOUCH BICOTTURA | 8 | 14 | 1,40 | 18,92 | 60 | 84 | 1.155 |

EKXTREME

| Formato Size Format Format |  | Tipologia Imballaggio | Ingombro | Pz/Box | m ² /Box | Kg/Box | Box/Pal | m ² /Pal | Kg/Pal |
|-------------------------------------|---|--------------------------|----------------|--------|---------------------|--------|---------|---------------------|--------|
| 120x120 RETT. / LCP ** | 9 | Pallet con sponde | 143,2x124x56,1 | 2 | 2,88 | 61,36 | 18 | 51,84 | 1.056 |
| 20X160 RETT ** | 9 | Pallet con sponde | 168x97x42 | 4 | 1,28 | 25,57 | 36 | 46,08 | 970 |
| 30X160 RETT ** | 9 | Pallet con sponde | 168x97x42 | 3 | 1,44 | 28,77 | 30 | 43,20 | 913 |
| 80x160 RETT. / LCP ** | 9 | Pallet con sponde | 168x97x42 | 2 | 2,56 | 51,15 | 18 | 46,08 | 970 |

| Formato Size Format Format |  | Tipologia Imballaggio | Ingombro | m ² /Pz | Kg/Pz | Pz/Pal | m ² /Cassa | Kg/Cassa |
|-------------------------------------|---|--------------------------|----------------|--------------------|-------|--------|-----------------------|----------|
| 120x270 RETT. / LCP *** | 6 | Cassa | 283x132x39 | 3,24 | 46,65 | 20 | 64,80 | 1.040 |
| | | Cavalletto | 280x75x156 | 3,24 | 46,65 | 40 | 129,60 | 2.021 |
| 160x320 RETT. / LCP *** | 6 | Cassa | 172,6x343,2x36 | 5,12 | 72,50 | 16 | 81,92 | 1.292 |
| | | Cavalletto | 330x75x200 | 5,12 | 72,50 | 40 | 204,80 | 3.086 |
| 163x324 LCP / SILK *** | 12 | Cassa | 172,6x343,2x36 | 5,28 | 146 | 8 | 42,24 | 1.300 |
| | | Cavalletto | 330x75x200 | 5,28 | 146 | 20 | 106,60 | 3.106 |

TH2.0

| Formato Size Format Format |  | Pz/Scatola Pcs/Box Stk/Karton Pieces/Boîte | Mq/Scatola SqM/Box Om/Karton M ² /Boîte | Kg/Scatola Kg/Box Kg/Karton Kg/Boîte | Scatola/Pallet Box/Pallet Karton/Palette Boîte/Palette | Mq/Pallet SqM/Pallet Qm/Palette M ² /Palette | Kg/Pallet Kg/Pallet Kg/Palette Kg/Palette |
|-------------------------------------|---|---|---|---|---|--|--|
| 120x120 RETT. ** | 20 | 1 | 1,44 | 66,02 | 18 | 25,92 | 1.220 |
| 30x120 RETT. * | 20 | 2 | 0,72 | 32,44 | 36 | 25,92 | 1.188 |
| 80x80 RETT. | 20 | 1 | 0,64 | 28,60 | 45 | 28,80 | 1.307 |
| 60x120 RETT. * | 20 | 1 | 0,72 | 32,33 | 30 | 21,60 | 980 |
| 60x90 RETT. | 20 | 2 | 1,08 | 48,28 | 27 | 29,16 | 1.323 |
| 60x60 RETT. | 20 | 2 | 0,72 | 32,07 | 30 | 21,60 | 965 |

* ATTENZIONE, sovrapporre max 3 palette alla volta.

WARNING: Storage up to maximum 3 stacked pallets.

FAIRE ATTENTION! Le materiel peut etre empilé par 3 palettes à la fois maximum.

ACHTUNG, max. 3 Paletten stapeln.

** ATTENZIONE, sovrapporre max 4 palette alla volta.

WARNING: Storage up to maximum 4 stacked pallets.

FAIRE ATTENTION! Le materiel peut etre empilé par 4 palettes à la fois maximum.

ACHTUNG, max. 4 paletten stapeln.

*** ATTENZIONE, sovrapporre max 8 casse alla volta.

WARNING: Storage up to maximum 8 stacked crates.

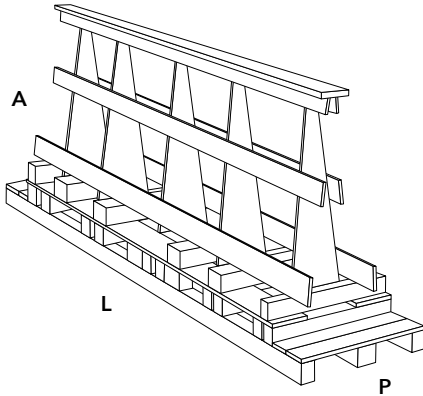
FAIRE ATTENTION! Le materiel peut etre empilé par 8 caisses à la fois maximum.

ACHTUNG, max. 8 Verpackungskisten stapeln.

Tipologie di imballaggio

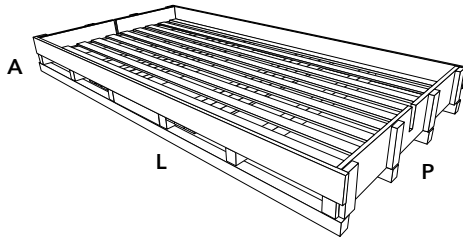
PACKAGING.
TYPOLOGIE DE L'EMBALLAGE.
VERPACKUNGSARTEN.

CAVALLETTO - A-FRAME - CHEVALET - STÄNDER

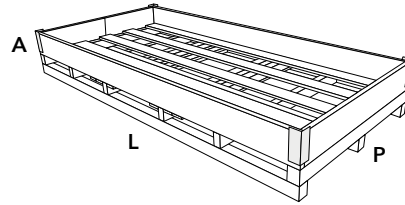


L:330 x P:75 x A:200 cm - € 310
Formato lastre - Slab size - Dimension des dalles - Plattenformat: **163x324 - 160x320**
L:280 x P:75 x A:156 cm - € 270
Formato lastre - Slab size - Dimension des dalles - Plattenformat: **120x270**

CASSA - CRATE - CAISSE - KISTE

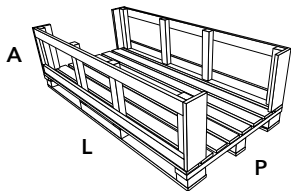


L:343,2 x P:172,6 x A:36 - € 210
Formato lastre - Slab size - Dimension des dalles - Plattenformat
163x324 - 160x320

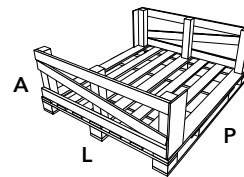


L:283 x P:132 x A:39 - € 150
Formato lastre - Slab size - Dimension des dalles - Plattenformat
120x270

PALLET CON SPONDE - PALLET - PALETTES - PALLET



L:168 x P:97 x A:42 - € 50
Formato lastre - Slab size - Dimension des dalles - Plattenformat
80x160 - 30x160 - 20x160



L:143,2 x P:124 x A:56,1 - € 30
Formato lastre - Slab size - Dimension des dalles - Plattenformat
120x120

Per imballi contenenti un numero di scatole minori di 10 sono previsti anche degli imballi speciali.

Special picking packaging is available for less than 10 pcs.

Pour les emballages contenant un nombre de boîtes inférieur à 10, ils sont prévus aussi de conditionnements spéciaux.

Lieferungen von weniger als 10 Kartons werden in Speziellen Verpackungen geliefert.

Composizioni di carico

LOADING COMPOSITION.
COMPOSITION DU CHARGEMENT.
ZUSAMMENSTELLUNG DER LADUNG.

| CAMION BILICO - TRUCK - CAMION AVEC SEMI-REMORQU - LKW 13,6m x 2,5m | | | m² | PESO - WEIGHT POIDS - GEWICHT |
|--|--|--|----------------------|--|
| Full 120x120 (9 mm) | Nr. 20 Palette da 18 sc - rimangono nr 10 spazi per europallet (80x120) Nr. 20 Pallet including 18 pcs each - remain 10 free spaces for standard europallet (80x120) | | 1.051,20 | 22.056 |
| Full 120x270 (6 mm) | Nr. 20 Casse da 20 pz - rimangono nr 8 spazi per europallet (80x120) Nr. 20 Crates including 20 pcs each - remain 8 free spaces for standard europallet (80x120) | | 1.296 | 21.200 |
| Full 160x320 (6 mm) | Nr. 15 Casse da 16 pz Nr. 15 Crates including 16 pcs each | | 1.228,80 | 19.380 |
| | Nr. 9 Cavalletti da 40 pz Nr. 9 A-frame including 40 pcs each | | 1.843,20 | 27.774 |
| Full 164x324 (12 mm) | Nr. 15 Casse da 8 pz Nr. 15 Crates including 8 pcs each | | 633,60 | 19.500 |
| | Nr. 9 Cavalletti da 20 pz Nr. 9 A-frame including 20 pcs each | | 950,40 | 27.954 |
| CONTAINER 20 PIEDI - 20 FEET CONTAINER - CONTENEUR 20 PIEDS - 20-FUSS-CONTAINER | | | m² | PESO - WEIGHT POIDS - GEWICHT |
| Full 120x120 (9 mm) | Nr. 16 Palette da 18 sc + nr 4 cavalletti da 18 sc Nr. 16 Pallet including 18 pcs each + nr. 4 A-frame including 18 pcs each | | 1.051,12 | 22.180 |
| Full 120x270 (6 mm) | A | Nr. 12 Casse da 20 pz Nr. 12 Crates including 20 pcs each | 648 | 10.600 |
| | B | Nr. 6 Cavalletti da 40 pz Nr. 6 A-frame including 40 pcs each | 777,60 | 12.639 |
| | C | Nr. 12 Casse da 20 pz + nr 2 cavalletti da 40 pz Nr. 12 Crates including 20 pcs each + nr. 2 A-frame including 40 pcs each | 907,20 | 14.813 |
| Full 160x320 (6 mm) | A | Nr. 5 Casse da 16 pz - rimangono nr 5 spazi per europallet 80x120 Nr. 5 Crates including 16 pcs each - remain 5 free spaces for standard europallet 80x120 | 409,60 | 6.460 |
| | B | Nr. 3 Cavalletti da 40 pz - rimangono nr 5 spazi per europallet 80x120 Nr. 3 A-frame including 40 pcs each - remain 5 free spaces for standard europallet 80x120 | 614,40 | 9.258 |
| Full 164x324 (12 mm) | A | Nr. 5 Casse da 8 pz - rimangono nr 5 spazi per europallet 80x120 Nr. 5 Crates including 8 pcs each - remain 5 free spaces for standard europallet 80x120 | 211,20 | 6.500 |
| | B | Nr. 3 Cavalletti da 20 pz - rimangono nr 5 spazi per europallet 80x120 Nr. 3 A-frame including 20 pcs each - remain 5 free spaces for standard europallet 80x120 | 316,80 | 9.318 |
| CONTAINER 40 PIEDI - 40 FEET CONTAINER - CONTENEUR 40 PIEDS - 40-FUSS-CONTAINER | | | m² | PESO - WEIGHT POIDS - GEWICHT |
| Full 120x120 (9 mm) | A | Nr. 24 Palette da 18 sc Nr. 24 Pallet including 18 pcs each | 1.261,44 | 26.467 |
| Full 120x270 (6 mm) | A | Nr. 24 Casse da 20 pz Nr. 24 A-frame including 20 pcs each | 1.296 | 21.200 |
| | B | Nr. 12 Cavalletti da 40 pz Nr. 12 A-frame including 40 pcs each | 1.555,20 | 25.279 |
| | C | Nr. 24 Casse da 20 pz + nr 1 cavalletto da 40 pz Nr. 24 Crates including 20 pcs each + nr. 1 A-frame including 40 pcs each | 1.620 | 26.446 |
| | D | Nr. 18 Casse da 20 pz + nr 4 cavalletti da 40 pz Nr. 18 Crates including 20 pcs each + nr. 4 A-frame including 40 pcs each | 1.620 | 26.446 |
| Full 160x320 (6 mm) | A | Nr. 15 Casse da 16 pz - rimangono nr 2 spazi per europallet 80x120 Nr. 15 Crates including 16 pcs each - remain 2 free spaces for standard europallet 80x120 | 1.228,80 | 19.380 |
| | B | Nr. 8 Cavalletti da 40 pz - rimangono nr 3 spazi per europallet 80x120 Nr. 8 A-frame including 40 pcs each - remain 3 free spaces for standard europallet 80x120 | 1.638,40 | 24.688 |
| Full 164x324 (12 mm) | A | Nr. 15 Casse da 8 pz - rimangono nr 2 spazi per europallet 80x120 Nr. 15 Crates including 8 pcs each - remain 2 free spaces for standard europallet 80x120 | 633,60 | 19.500 |
| | B | Nr. 8 Cavalletti da 20 pz + nr. 1 cavalletto da 12 pz Nr. 8 A-frame including 20 pcs each + nr. 1 A-frame including 12 pcs | 908,16 | 26.786 |

Per carichi misti tra vari formati contattare l'azienda per la soluzione migliore.

Should you fit multiple sizes packing, please contact us in order to maximize the best composition (max sqmts load)
Pour tout chargement en mélange avec différents formats, contactez s'il vous plaît l'usine à fin de trouver la solution la plus adaptée.
Bei Verladungen von verschiedenen Formaten wenden Sie sich an das Unternehmen, um die beste Lösung zu erfragen.

Movimentazione degli imballi


PACKAGING HANDLING.
MANIPULATIONS DES EMBALLAGES.
VERPACKUNGSHANDLING.

Per una corretta e sicura movimentazione di casse, cavalletti e pallet si raccomanda l'utilizzo di un carrello elevatore con portata di 50 quintali e con forche di lunghezza pari almeno a 250 cm.

For a correct and safe handling of crates, A-frame and pallets, it is recommended to use a forklift with a capacity of 5 tons and with forks at least 250 cm long.

Pour une manipulation correcte et sécurisée des caisses, des tréteaux et des palettes, nous recommandons l'utilisation d'un chariot élévateur avec une capacité de 50 quintaux et avec des fourches d'une longueur d'au moins 250 cm.

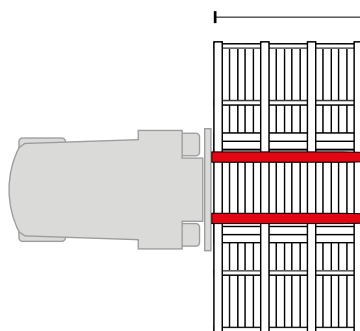
Für eine korrekte und sichere Handhabung von Kisten, Böcken und Paletten empfehlen wir die Verwendung eines Gabelstaplers mit einer Kapazität von 50 Doppelzentner mit Gabeln einer Länge von mindestens 250 cm.



PRESA LATO LUNGO
LONG SIDE GRIP
PRISE PAR LE CÔTÉ LONG
LANGE SEITE

LUNGHEZZA FORCHE
FORK LENGTH
LONGUEUR DES FOURCHES
GABELLÄNGE

180 cm

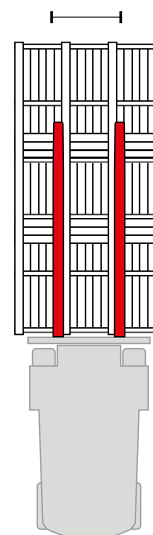


LARGHEZZA FORCHE
FORK WIDTH
LARGEUR DES FOURCHES
LARGHEZZA FORCHE
60 cm

PRESA LATO CORTO
SHORT SIDE GRIP
PRISE PAR LE CÔTÉ COURT
KURZE SEITE

LARGHEZZA FORCHE
FORK WIDTH
LARGEUR DES FOURCHES
LARGHEZZA FORCHE

60 cm



LUNGHEZZA FORCHE
FORK LENGTH
LONGUEUR DES
FOURCHES
GABELLÄNGE
250 cm

Movimentazione delle lastre in cantiere

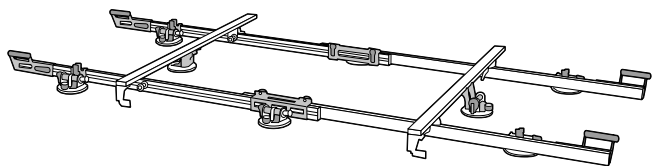
ON-SITE SLABS HANDLING.
MANIPULATION DES GRANDES DALLES SUR LE CHANTIER.
VERARBEITUNG DER GROSSFORMATPLATTEN AUF DER BAUSTELLE.

Per la movimentazione di lastre singole sono assolutamente necessari degli organi di presa a ventose ed eventualmente anche un carrello con ruote per il trasporto.

Suction cups are absolutely necessary for the handling of each slab and, where appropriate, a trolley can also be used.

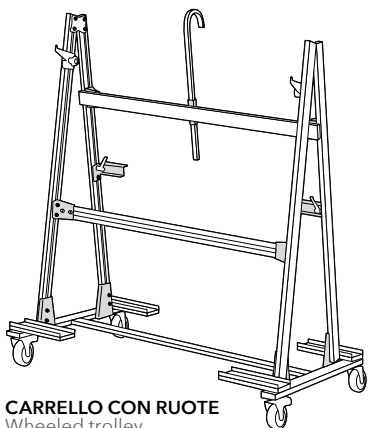
La manipulation des plaques individuelles nécessite impérativement de dispositifs dotés de ventouses et éventuellement aussi un chariot avec des roues pour en faciliter le transport.

Zur Handhabung von Einzelplatten sind Greifvorrichtungen mit Saugnäpfen und möglicherweise auch ein Wagen mit Rädern für den Transport nötig.



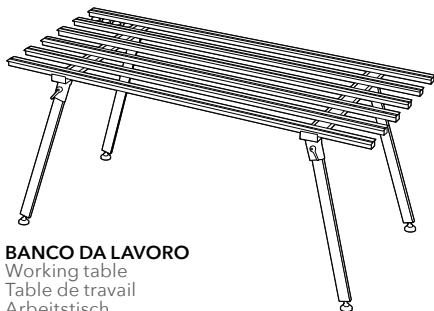
TELAIO DI MOVIMENTAZIONE DOTATO DI VENTOSE

Handling frame equipped with suction cups
Châssis doté de ventouses
Transportrahmen mit Saugnäpfen



CARRELLO CON RUOTE

Wheeled trolley
Chariot à roues
Rollgestell



BANCO DA LAVORO

Working table
Table de travail
Arbeitsstisch

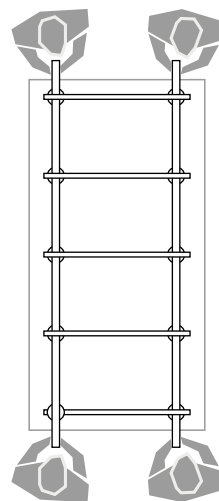
Inoltre, le elevate dimensioni delle lastre richiedono grande cautela e attenzione in tutti gli spostamenti. Per il formato 160x320 è necessaria la presenza di quattro operatori contemporaneamente e la movimentazione della lastra deve sempre seguire il lato lungo, al fine di evitare urti o eccessive flessioni.

In addition, the dimensions of the slabs require great caution and attention in all movements. For the 160x320 format the presence of four operators at the same time is compulsory and the slabs must be handled on the long side, in order to avoid bumps or excessive bending.

De plus, les dimensions élevées des dalles exigent beaucoup de prudence et d'attention dans tous les mouvements. Pour le format 160x320 est nécessaire la présence de quatre opérateurs à la fois et le mouvement de la plaque doit toujours suivre le côté long, à fin d'éviter des chocs ou une flexion excessive.

Außerdem erfordern die Dimensionen dieser Platten bei allen Bewegungen große Vorsicht und Aufmerksamkeit.

Für das Format 160x320 sind zur Vermeidung großer Biegungen stets 4 Personen zur Bewegung oder Umlagerung der Platten notwendig und eine Umlagerung sollte immer mit entsprechender Unterstützung der langen Seite erfolgen.



Dimensioni e peso dei formati della gamma **EKXTREME** richiedono apposite misure di sicurezza per consentire agli operatori di lavorare senza pericoli, evitando così possibili rotture delle lastre stesse.

The dimensions and weight of the **EKXTREME** line require specific safety measures to allow operators to work safely and to avoid any possible breakages of the slabs.

Les dimensions et poids de la gamme **EKXTREME** nécessitent des mesures de sécurité spécifiques pour permettre aux opérateurs de travailler sans risques, évitant ainsi de possibles ruptures de plaques.

Maße und Gewichte der **EKXTREME**-Reihe erfordern spezifische Sicherheitsmaßnahmen damit die Bediener gefahrlos arbeiten können und ein eventueller Plattenbruch vermieden wird.

Avvertenze EKXTREME

WARNING INSTRUCTIONS - EKXTREME INSTRUCTIONS - EKXTREME HINWEISE - EKXTREME

RICEVIMENTO MERCE

- Controllare la corrispondenza tra documento di trasporto, ordine e quanto ricevuto.
- Verificare l'integrità esterna dell'imballo (assenza di urti o deterioramenti visibili).
- Aprire l'imballo controllando almeno la prima lastra (tono, aspetto, scelta, calibro), oltre a verificare lo stato del materiale (la movimentazione delle lastre deve avvenire secondo indicazioni fornite).
- Si ricorda che il materiale posato non può più essere contestato per non conformità di aspetto o per difettologia evidente.

MOVIMENTAZIONE

Urti importanti e accidentali possono provocare la rottura del materiale. Più lastre possono essere staccate e movimentate sovrapposte solo se di pari dimensioni. Evitare che la lastra (o parte di essa) venga posizionata su tagli o sfondi di dimensione inferiore e verificare sempre che l'appoggio sia privo di vuoti o spazi. Evitare di posizionare altri materiali sulle lastre. Porre attenzione in ogni fase di movimentazione, al fine di evitare urti che possano provocare sbecature e/o rotture delle lastre. Anche la presa della singola lastra va eseguita con precauzione, posizionando la pinza centralmente e nei limiti di peso indicati dal macchinario. Per le prese multiple mediante sollevatore a bilancino, utilizzare scrupolosamente la cinghia in tela, opportunamente rivestita con gomma anti-taglio, posizionando le lastre con le dovute distanze e precauzioni. Si consiglia di inserire sul fondo e sulla parte superiore un distanziale in legno, con dimensioni superiori al pacchetto di lastre sulle quali appoggiare le cinghie affinché il peso e la tensione non gravino direttamente sulle lastre. Non utilizzare cavi di acciaio o catene che possano rovinare la superficie e i bordi. I pezzi ottenuti dalla lavorazione possono risultare taglienti e devono pertanto essere maneggiati con cura e protezioni adeguate.

La movimentazione dei singoli elementi (anche quelli privi di forature) deve avvenire sempre di costa. Il materiale tagliato deve essere imballato in casse dotate di protezione degli spigoli e pannelli ammortizzanti nelle parti perimetrali (con spessori adeguati) per preservarlo in caso di urto. Il confezionamento non idoneo del prodotto può provocare la rottura.

ASPETTO SUPERFICIALE

Controllare ogni singola lastra. Le lastre sono ottenute per lavorazione di materie prime di origine naturale. L'osservazione va fatta alla distanza di 80 cm, perpendicolarmente alla superficie e con luce naturale.

Piccole imperfezioni sono considerate accettabili con i seguenti limiti:

- Inquinamento (punti di colore estranei alla grafica a forte contrasto di colore con il fondo): fino a 1 mm.
- Grumi a rilievo (basso contrasto di colore con il fondo): fino a 3 mm di diametro e 1 mm di spessore rispetto al fondo.
- Sono ammessi punti neri fino ad 1 mm di diametro.
- La concentrazione di punti a contrasto di colore con diametro inferiore al millimetro è limitata a 6 per decimetro quadrato.
- La contestazione per imperfezione dovuta ad una mancanza di stampa, per essere accettata deve presentare una riga continua. L'osservazione va fatta alla distanza di 80 cm, perpendicolarmente alla superficie e con luce naturale.

POSA

Per valorizzare le caratteristiche del prodotto in fase di posa, un accorgimento basilare per la posa del nostro prodotto è quello di alternare con cura le differenti tonalità prelevando le piastrelle a gruppi di 3-4 pezzi per volta da almeno cinque scatole diverse. Distribuire in modo armonioso le diverse sfumature di colore che si evidenziano e controllare il risultato di tanto in tanto, osservando da opportuna distanza una porzione di lavoro eseguita.

Per la posa di materiali rettificati è sempre indispensabile mantenere una fuga minima di 2/3 mm da una piastrella all'altra usufruendo di stucchi e sigillanti di colore coordinato a quello del materiale. Nella posa dei materiali rettificati rettangolari, è importante evitare di far collimare i vertici di una piastrella con la metà delle altre al fine di sopprimere alle eventuali imperfezioni di planarità presenti comunque in tutti i grandi formati.

Trattandosi di materiale tagliato o rettificato, per evitare tale problema, è consigliabile posare il materiale a corere, con intervallo da 6 a 10 cm a seconda della lunghezza. È fortemente auspicabile affidare la posa a personale esperto che, dopo aver verificato

la corretta planarità della caldana, contribuirà alla impeccabile esecuzione dell'incarico. Sugeriamo infine di adattarsi al sistema di posa R.L.S. (Raimondi Levelling System) per il quale vi forniamo le seguenti indicazioni. Il sistema R.L.S. rivoluziona il mondo della posa garantendo di ottenere con semplicità e rapidità pavimenti perfettamente livellati eliminando i dislivelli tra le piastrelle. R.L.S. è perfetto per grandi formati e in particolare per formati stretti e lunghi. R.L.S. è composto di 3 elementi: base, cuneo, pinza. Le basi sono disponibili in due diverse versioni: per piastrelle di spessore compreso tra i 3 e i 12mm; le piastrelle di spessore compreso tra i 12 e 20 mm. Il cuneo è l'unico per entrambi le basi ed è riutilizzabile infinite volte. La pinza regolabile è disponibile in versione per posa a pavimento e in versione per posa a rivestimento ed è consigliata per inserire con facilità i cunei nelle basi, ottimizzando al contempo la pressione esercitata sulla piastrella. La pinza è unica indipendentemente dallo spessore della piastrella.

DIFFORMITÀ DEL COLORE DELLE PIASTRELLE

L'indice di stonizzazione è la classificazione della diversità di tono di colore da una piastrella all'altra. Il valore di riferimento per ogni serie è riportato sul catalogo (V1 colore uniforme - V4 colore e grafiche diverse). Nel catalogo inoltre è specificato che il tono delle piastrelle è puramente indicativo e che normalmente varia da lotto a lotto. Questo significa che non può essere motivo di contestazione l'aver ricevuto un tono diverso dal campione. Il classico esempio è quello della difformità di colore rispetto al campione di riferimento scelto nel negozio.

CONTESTAZIONI PER VIZI PALESI

I vizi si distinguono in palesi, vale a dire immediatamente percepibili, ed occulti, vale a dire che si manifestano nel tempo. Nel caso delle piastrelle si può dire che i vizi palesi sono quelli che si possono evidenziare prima della posa e che i vizi occulti sono quelli che si evidenziano dopo la posa e che possono anche non essere imputati alle piastrelle ma ad altri componenti.

Come specificato nei punti precedenti e come indicato sugli imballi, prima di posare il materiale bisogna controllare che il materiale sia conforme. La norma UNI 10545-1, dice che, la fornitura per ritenersi conforme deve presentare almeno il 95% di piastrella senza difetti. Si può rivalere di questo diritto solo se il materiale non è stato posato, causa decadenza valore.

Per vizi palesi si indicano:

- Difetti grafici
- Difetti superficiali (graffi, grumi, punti neri, superficie)
- Variazioni toni (La norma UNI 11493 riporta che il posatore deve mettersi nelle migliori condizioni di luce per controllare il buon andamento della posa e quindi non si possono accampare motivazioni di scarsa illuminazione)
- Difetti dimensionali, (lunghezza, planarità, curvatura al centro, ...)
- Secondo la Norma Uni 11493/2016: DISTANZA MINIMA DELL'OSSERVATORE
Innanzitutto la norma stabilisce al paragrafo 5.2.2 che l'esame visivo si effettua ad una distanza minima di 1,5 metri (quindi osservando il pavimento stando in piedi o il rivestimento stando a distanza: non ci si sdraia a terra, né si esamina il rivestimento standoci attaccati).
- Secondo la Norma Uni 11493/2016; NON AMMESSO ESAME CON LUCE RADENTE
In secondo luogo, sempre allo stesso paragrafo la norma stabilisce che non si può illuminare il pavimento o il rivestimento oggetto di analisi con luce radente. La luce radente, infatti, evidenzia anche minime irregolarità della piastrella o della posa.

In seguito la posa tutti questi difetti non saranno più responsabili del produttore ma del posatore o appaltatore.

RECEIPT OF GOODS

- Check that the goods received tally with what is stated on the delivery document and the order.
- Check that the package is intact externally (no blows or visible signs of wear).
- Open the package and check at least the first slab (shade, appearance, quality class, size), as well as the condition of the material (the slabs must be handled according to the instructions provided).
- Please note that once laid, no claims can be laid concerning the appearance of the material (non-compliance) or for obvious defects.

HANDLING

Significant and/or accidental blows can cause breakages in the material. Multiple slabs can only be stored and handled one on top of the other if they are the same size. Make sure that the slab (or part of it) is not placed on cut slabs or smaller scraps and always check that there are no spaces or gaps in the supporting surface/structure. Do not place other materials on top of the slabs. Take care during throughout the handling to prevent blows that could cause chipping and/or breakage of the slabs. During handling, each individual slab must be gripped carefully, with the gripper positioned centrally, and in compliance with the weight limits stated by the machine. When holding several slabs using a lifting beam, use the canvas sling with a cut-proof rubber cover, positioning the slabs carefully spaced apart and taking the necessary precautions.

A wooden spacer (larger than the packet of slabs) should be placed at the bottom and at the top, against which the slings will rest so that the weight and tension are not exerted directly onto the slabs. Do not use steel cables or chains that could damage the surface and edges.

The pieces obtained from processing can be sharp and must therefore be handled with care, using appropriate PPE.

When handling individual slabs (including those without holes,) movements must always be made with the slab upright. The cut material must be packed in crates equipped with protection for the corners and suitably thick shock-absorbing panels around the edges to protect the material in the event of a blow.

Inadequate packaging of the material can result in breakages.

SURFACE APPEARANCE

Check every single slab. The slabs are obtained by processing raw materials of a natural origin. The visual inspection must be carried out from a distance of 80 cm, positioned perpendicular to the surface and in natural light.

Slight flaws are deemed acceptable within the following limits:

- Spots (colour spots which are unrelated to the tile pattern and strongly contrasting with the background): up to 1 mm.
- Lumps on surface (slight colour contrast with the background): up to 3 mm in diameter and 1 mm thick with respect to the background.
- Black pinpoint spots up to 1 mm in diameter are allowed.
- The concentration of spots of contrasting colour with a diameter of less than one millimetre is limited to 6 per square decimetre.
- For claims concerning flaws due to a lack of printing, there must be a continuous line on the material in order to be accepted. The visual inspection must be carried out from a distance of 80 cm, positioned perpendicular to the surface and in natural light.

INSTALLATION

To enhance the characteristics of the product during installation, a basic precaution for laying our material is to carefully alternate the different shades by taking the material in groups of 3-4 tiles at a time from at least five different boxes. Spread the various clearly different colour shades evenly and check the result from time to time, inspecting an area of the laid material from a suitable distance.

For the installation of straightened-edge materials, it is always essential to maintain a minimum joint of 2/3 mm from one tile to another, using grouts and sealants in a colour which coordinates with the material. When laying rectangular straightened-edged materials, it is important to lay the tiles staggered but not in line with the centre of the tile, as this will offset any flatness flaws in any oversize tiles.

Since the material is cut or ground to a straight-edge, to prevent this problem occurring, it is advisable to lay the material staggered by 6 to 10 cm, depending on the length. It is highly advisable to have the tiles laid by a professional tiler who, after checking that

the concrete bed is flat, will ensure the material is laid to perfection.

Finally, we suggest you use the R.L.S. (Raimondi Levelling System) when laying, concerning which you should note the following.

The R.L.S. system has revolutionised the world of tile laying, guaranteeing perfectly levelled floors as well as quick and easy laying, and no more uneven tiling. The R.L.S. system is perfect for oversize tiles, in particular for long, narrow sizes.

The R.L.S. is a three-part system, comprising: a base, a wedge, and a clamp. The bases are available in two different versions: for tiles with a thickness of between 3 and 12 mm; for tiles with a thickness of between 12 and 20 mm.

The wedge is the only part that is used for both bases and can be reused over again. The adjustable clamp is available in one version for laying on the floor and a different version for laying on a wall and is recommended to allow easy insertion of the wedges into the bases, while optimising the pressure exerted on the tile. The clamp is the same, regardless of the tile thickness.

DIFFERENCES IN TILE COLOUR

The colour shading difference index is a means of rating the difference in colour tone from one tile to another. The reference value for each series is shown in the catalogue (V1 even shading - V4 different shading and patterns). The catalogue also clearly states that the colour of the tiles in the pictures is provided for illustrative purposes only and that these tones normally vary from one batch to another. This means that receipt of a colour tone which differs from the sample cannot be considered grounds for complaint.

The classic example is that of a difference in colour with respect to the relative sample chosen in the shop.

CLAIMS CONCERNING OBVIOUS DEFECTS

Defects are divided into obvious defects, i.e. flaws that are clearly and immediately visible, and hidden defects, i.e. flaws that appear over time. In the case of tiles, it should be noted that obvious defects are those which are visible prior to laying and hidden defects are those that become noticeable after laying and are not necessarily attributable to the tiles but could be caused by other factors.

As stated above and as highlighted on the packaging, before laying the material it is important to check that the material is compliant. According to standard UNI 10545-1, in order to be considered compliant, at least 95% of the tiles supplied must have no defects. Claims based on this right can only be made if the material has not been laid, as laying renders them worthless.

Obvious defects include the following:

- Flaws in the pattern
- Flaws in the surface (scratches, lumps, black pinpoints, surface finish)
- Variations in colour (according to UNI 11493, the tiler must ensure good lighting during laying so as to be able to check that the laying is proceeding correctly; poor lighting cannot, therefore, be used as a justification)
- Dimensional defects (length, flatness, curvature in the centre, ...)
- According to UNI 11493/2016: MINIMUM OBSERVATION DISTANCE

First and foremost, in paragraph 5.2.2, the said standard specifies that the visual inspection must be carried out from a minimum distance of 1.5 m (i.e. inspecting the flooring from a standing position or the wall tiles from a distance; so, neither lying on the floor nor standing up close to the wall).

According to UNI 11493/2016: VISUAL INSPECTIONS IN OBLIQUE LIGHT ARE NOT ALLOWED
Secondly, again in the same paragraph, the standard establishes that the floor or wall tiling being inspected cannot be lit using oblique light.

This is because oblique light highlights even the slightest unevenness in the tile or the laying.

After laying, rather than the manufacturer, the tiler or the contractor is liable for these defects.

RÉCEPTION DES MARCHANDISES

- Contrôler la correspondance entre le document de transport, la commande et le matériel reçu.
- Vérifier l'intégrité externe de l'emballage (absence de traces de choc ou de détériorations visibles).
- Ouvrir l'emballage, en vérifiant au moins la première dalle (ton, aspect, choix, calibre), ainsi que l'état du matériau (les dalles doivent être manipulées selon les instructions fournies).
- On rappelle que le matériel posé ne peut plus être contesté pour aspect non conforme ou défaut évident.

MANUTENTION

Des impacts majeurs et accidentels peuvent provoquer la cassure du matériau. Plusieurs dalles peuvent être stockées et manipulées en se chevauchant uniquement si elles sont de taille égale. Éviter que la dalle (ou une partie de celle-ci) soit positionnée sur des coupures ou des rebuts d'une dimension inférieure et toujours vérifier que le support est exempt de vides ou d'espaces. Éviter de positionner d'autres matériels sur les dalles. Faire attention à chaque phase de la manutention, afin d'éviter les chocs susceptibles de provoquer un cisaillement et/ou une rupture des dalles. De même, la préhension d'une dalle à la fois doit être effectuée avec précaution, en positionnant la pince au centre et dans les limites de poids indiquées par la machine. Pour les préhensions multiples au moyen d'un élévateur à palonnier, utiliser scrupuleusement la sangle en toile, convenablement revêtue de caoutchouc anti-coupage, en positionnant les dalles à la bonne distance et avec les précautions appropriées. Il est conseillé d'insérer une entretoise en bois sur le fond et sur le dessus, de dimensions supérieures à l'ensemble du paquet des dalles sur lesquelles reposer les sangles afin que le poids et la tension ne pèsent pas directement sur les dalles. Ne pas utiliser de câbles en acier ou de chaînes qui pourraient endommager la surface et les bords. Les pièces usinées peuvent être tranchantes et doivent donc être manipulées avec soin et des protections adéquates.

La manutention d'éléments individuels (même ceux sans trous) doit toujours être effectuée sur le côté. Le matériel coupé doit être emballé dans des boîtes équipées d'une protection des arêtes et de panneaux antichocs au niveau des parties périmétriques (avec des épaisseurs adéquates) pour le préserver en cas de choc. Un emballage inadéquat du produit peut entraîner une cassure.

ASPECT DE LA SURFACE

Vérifier chaque dalle. Les dalles sont obtenues par la transformation de matières premières d'origine naturelle. L'observation doit être effectuée à une distance de 80 cm, perpendiculairement à la surface et en présence d'une lumière naturelle. Les petites imperfections sont réputées acceptables dans les limites suivantes :

- Pollution (points de couleur étrangers présentant un fort contraste de couleur avec le fond) : jusqu'à 1 mm.
- Grumeaux en relief (faible contraste de couleur avec le fond) : jusqu'à 3 mm de diamètre et 1 mm d'épaisseur par rapport au fond.
- Les points noirs d'un diamètre maximal de 1 mm sont admis.
- La concentration de points de contraste de couleur d'un diamètre inférieur à un millimètre est limitée à 6 par décimètre carré.
- Pour être acceptée, une contestation pour imperfection due à un défaut d'impression, doit comporter une ligne continue. L'observation doit être effectuée à une distance de 80 cm, perpendiculaire à la surface et en présence d'une lumière naturelle.

POSE

Afin de valoriser les caractéristiques du produit lors de la pose, une précaution élémentaire consiste à alterner soigneusement les différentes teintes en prélevant les carreaux par groupes de 3-4 pièces à la fois dans au moins cinq boîtes différentes. Répartir les différentes nuances de couleur qui ressortent harmonieusement et vérifier de temps en temps le résultat en observant une partie du travail réalisé à une distance convenable.

Lors de la pose de matériel rectifié, il est toujours indispensable de maintenir un joint minimum de 2/3 mm d'un carreau à l'autre, en utilisant des joints et des mastics assortis à la couleur du matériel. Lors de la pose de matériel rectifié rectangulaire, il est important d'éviter que les sommets d'un carreau coïncident avec la moitié des autres carreaux afin

de compenser d'éventuelles imperfections de planéité qui sont toujours présentes dans tous les grands formats.

Étant donné qu'il s'agit de matériel coupé ou rectifié, pour éviter ce problème, il est conseillé de poser le matériel à coupe perdue, avec un intervalle de 6 à 10 cm selon la longueur. Il est hautement souhaitable de confier la pose à un personnel expert qui, après avoir vérifié la bonne planéité de la sous-couche isolante, contribuera à l'exécution sans faille de la tâche. Enfin, nous suggérons de s'adapter au système de pose R.L.S. (Raimondi Levelling System) pour lequel nous fournissons les informations suivantes. Le système R.L.S. révolutionne le monde de la pose en garantissant l'obtention du carrelage parfaitement nivelé de manière simple et rapide, en éliminant les différences de niveau entre les carreaux. R.L.S. est parfait pour les grands formats et en particulier pour les formats étroits et longs. R.L.S. se compose de 3 éléments : base, coin, pince. Les bases sont disponibles en deux versions différentes : pour les carreaux d'une épaisseur comprise entre 3 et 12 mm ; pour les carreaux d'une épaisseur comprise entre 12 et 20 mm. La cale est la seule pour les deux bases et elle est réutilisable à l'infini. La pince réglable, disponible dans les versions pour pose au sol et murale, est recommandée pour faciliter l'insertion des coins dans les bases tout en optimisant la pression exercée sur le carreau. La pince est unique indépendamment de l'épaisseur du carreau.

DIFFÉRENCES DE COULEUR DES CARREAUX

L'indice de détonalisation est une classification de la différence de tonalité des couleurs d'un carreau à l'autre. La valeur de référence pour chaque série est indiquée dans le catalogue (V1 couleur uniforme - V4 différents graphismes et couleurs). Le catalogue indique également que la tonalité des carreaux est purement indicative et varie normalement d'un lot à l'autre. Cela signifie que la réception d'une tonalité différente de celle de l'échantillon ne peut constituer un motif de plainte. L'exemple classique est celui de l'écart de couleur par rapport à l'échantillon de référence choisi dans le magasin.

CONTESTATIONS POUR DÉFAUTS MANIFESTES

On distingue les défauts manifestes, c'est-à-dire ceux qui sont immédiatement perceptibles, et les défauts cachés, c'est-à-dire ceux qui deviennent apparents avec le temps. Dans le cas des carreaux, on peut dire que les défauts manifestes sont ceux qui peuvent être détectés avant la pose et que les défauts cachés sont ceux qui interviennent après la pose et qui peuvent ne pas être attribuables aux carreaux, mais à d'autres composants.

Comme spécifié dans les points précédents et comme indiqué sur l'emballage, la conformité du matériel doit être vérifiée avant la pose. La norme UNI 10545-1 stipule que, pour être réputée conforme, la fourniture doit présenter au moins 95 % de carreaux sans défaut. Ce droit ne peut être exercé que si le matériel n'a pas été posé. Au contraire, le droit s'éteint. Les défauts manifestes sont indiqués ci-après :

- Défauts graphiques
- Défauts de surface (rayures, grumeaux, points noirs, surface)
- Les variations de ton (la norme UNI 11493 stipule que l'installateur doit prévoir les meilleures conditions d'éclairage pour vérifier la bonne exécution de la pose, et donc aucune raison ne peut être invoquée pour un mauvais éclairage)
- Défauts dimensionnels, (longueur, planéité, courbure au centre, etc.)
- Selon la Norme UNI 11493/2016 : DISTANCE MINIMALE DE L'OBSERVATEUR

Tout d'abord, la norme stipule au paragraphe 5.2.2 que l'examen visuel doit être effectué à une distance minimale de 1,5 mètre (c'est-à-dire en observant le sol en étant debout ou le revêtement mural en étant debout à distance : on ne se couche pas sur le sol ou on n'examine pas le revêtement en étant contre celui-ci).

• Selon la norme UNI 11493/2016 : EXAMEN AVEC LUMIÈRE RADIANTE NON AUTORISÉE Ensuite, toujours dans le même paragraphe, la norme indique que le revêtement de sol ou mural analysé ne peut pas être éclairé par une lumière rasante.

En effet, la lumière rasante met en évidence les moindres irrégularités du carreau ou de la pose.

Après l'installation, tous ces défauts ne seront plus de la responsabilité du fabricant, mais du poseur ou de l'entrepreneur.

WARENEINGANG

- Équivaler Sie den Lieferschein und Transportpapier beim Wareneingang mit der Bestellung ab.
- Überprüfen Sie die Verpackung auf sichtbare Beschädigung.
- Öffnen Sie die Verpackung und überprüfen Sie mindestens die erste Platte auf deren Zustand auf Ton, Aussehen, Wahl und Kaliber. (Die Handhabung der Platten muss nach den angegebenen Hinweisen erfolgen).
- Beachten Sie, dass verlegtes Material nicht mehr aufgrund optischer Abweichung oder offensichtlichen Mangel reklamiert werden kann.

HANDHABUNG

Größere, auch unbeabsichtigte Stöße können zum Bruch des Materials führen. Mehrere Platten können nur übereinander gelagert werden, wenn sie die gleiche Größe haben. Vermeiden Sie, dass die Platte (oder ein Teil davon) auf Schnitte oder Abschnitte kleinerer Größe gelegt wird und überprüfen Sie immer, dass die Unterlage frei von Hohlräumen oder Zwischenräumen ist. Vermeiden Sie es, andere Materialien auf die Platten zu legen.

Vermeiden Sie Kollisionen in jeder Handhabungsphase, die zum Abplatzen und / oder Brechen der Platten führen können. Auch das Greifen der einzelnen Platten muss sorgfältig erfolgen, wobei der Greifer mittig und innerhalb der von der Maschine angegebenen Gewichtsgrenzen positioniert wird. Verwenden Sie bei Sauggreifer geeignete Gewebespangurter und positionieren Sie die Platten mit den erforderlichen Abständen und Vorsichtsmaßnahmen.

Es wird empfohlen, unten und oben einen hölzernen Abstandhalter einzulegen, der größer als das Plattenpaket ist, auf dem die Riemen platziert werden sollen, damit das Gewicht und die Spannung nicht direkt auf die Platten einwirken. Keine Stahlseile oder Ketten verwenden, die die Oberfläche und Kanten beschädigen können. Die bei der Verarbeitung anfallenden Stücke können scharfkantig sein und müssen daher mit Vorsicht und ausreichendem Schutz behandelt werden.

Die Handhabung der Einzelelemente (auch ohne Löcher) muss immer senkrecht erfolgen. Das geschnittene Material muss in Kisten verpackt werden, die mit Kantenschutz und stoßdämpfenden Platten in den Randbereichen (mit ausreichender Dicke) ausgestattet sind, um es im Falle einer Kollision zu bewahren. Eine unsachgemäße Verpackung des Produkts kann zu Bruch führen.

OBERFLÄCHENPRÜFUNG

Überprüfen Sie jede einzelne Platte! Die Platten werden durch die Verwendung natürlicher Rohstoffe produziert und so muss vor Verlegung eine Sichtprüfung in einem Abstand von 80 cm, senkrecht zur Oberfläche und mit natürlichem Licht vorgenommen werden.

- Kleine Unvollkommenheiten werden mit den folgenden Einschränkungen als akzeptabel betrachtet:
- Verschmutzung (Farbpunkte ohne Bezug zur Grafik mit starkem Farbkontrast zum Hintergrund): bis zu 1 mm².
- Reliefpickel (geringer Farbkontrast zum Hintergrund): bis zu 3 mm Durchmesser und 1 mm Dicke im Vergleich zum Boden.
- Schwarze Punkte bis 1 mm Durchmesser sind erlaubt.
- Die Konzentration kontrastierender Farbpunkte mit einem Durchmesser von weniger als einem Millimeter ist auf 6 Stck. pro Quadratdezimeter begrenzt.
- Ein Einwand wegen Unvollkommenheit aufgrund fehlenden Drucks, oder einer durchgezogenen Linie muss anhand Fotos gemeldet werden. Die Sichtung muss in einem Abstand von 80 cm senkrecht zur Oberfläche und bei natürlichem Licht erfolgen.

VERLEGUNG

Um die Eigenschaften des Produkts während der Installationsphase zu verbessern, sind grundlegende Vorsichtsmaßnahmen für die Installation zu beachten: Die Platten bestehen aus verschiedenen Farbtönen, die möglichst aus fünf verschiedenen Kartons abzuwechseln bzw. zu kombinieren sind. Verteilen Sie die einzelnen Platten zu einem harmonischen Gesamtbild und vermeiden Sie abweichende Farbtöne innerhalb einer Fläche.

Bei der Installation von rektifizierten Materialien ist es unerlässlich eine Mindestfuge von 2/3 mm zwischen den Platten einzuhalten und geeignete, farblich abgestimmte Fugenmörtel und Dichtstoffe zu verwenden. Beim Verlegen von rechteckigen

rektifizierten Materialien ist es wichtig den Scheitelpunkt einer Platte nicht in die Hälfte der zwei anschließenden Platten zu stoßen um eventuelle Ebenheitsunterschiede zu kompensieren. Da das Material geschnitten oder geschliffen wird, ist es ratsam das Material in einem Versatz von maximal 6-10cm zu verlegen. Generell sollte Fachpersonal mit der Verlegung von Großformaten beauftragt werden.

Schließlich empfehlen wir, z.B. das R.L.S. (Raimondi Levelling System) zu verwenden. Die R.L.S. revolutioniert die Welt des Verlegens, garantiert einfach und schnell, perfekt nivellierte Böden und beseitigt Unebenheiten zwischen den Fliesen.

R.L.S. es perfekt für große Formate, im besonderen für schmale und lange Formate. R.L.S. besteht aus 3 Elementen: Basis, Keil, Klemme. Das Basiselement ist in zwei verschiedenen Ausführungen erhältlich: für Fliesen mit einer Dicke zwischen 3 und 12 mm; sowie Fliesen mit einer Dicke zwischen 12 und 20 mm. Der Keil ist der einzige für beide Basiselemente und kann immer wieder verwendet werden. Ein verstellbarer Greifer ist für die Verlegung auf dem Boden und in einer Version für die Verlegung an der Wand verfügbar und wird empfohlen.

FARBUNTERSCHIEDE

Der Farbtonindex ist die Klassifizierung der Farbtonvielfalt von einer Fliese zur anderen. Der Referenzwert für jede Serie ist im Katalog angegeben (V1 einheitliche Farbe - V4 Farbe und Grafik sehr unterschiedlich). Der Katalog gibt auch an, dass der Ton der Fliesen rein indikativ ist und normalerweise von Produktion zu Produktion variieren kann. Dies bedeutet, dass ein vom Sample abweichender Ton kein Grund zur Beanstandung sein kann. Das klassische Beispiel ist der Farbunterschied zum im Shop gewählten, bzw. beispielhaften Referenzmuster.

ANSPRUCH AUF FEHLERFREIHEIT

Mängel werden unterschieden in offensichtlich, d. h. sofort wahrnehmbar, und versteckt, d. h. erst im Laufe der Zeit erkennbar.

Bei Fliesen ist davon auszugehen, dass sich eventuelle Mängel offensichtlich darstellen und bereits vor der Installation erkennbar sind. Versteckte Mängel sind diejenigen, die nach der Installation hervortreten, wobei diese in der Regel nicht der Fliese, sondern anderen Komponenten zuzuordnen sind. Wie in den vorherigen Punkten und wie auf der Verpackung angegeben, ist vor dem Verlegen des Materials zu überprüfen, ob das Material der Norm UNI 10545-1entspricht, die besagt, dass mindestens 95 % der Fliese fehlerfrei sein müssen.

Eine Rückgaberecht entsteht nur, wenn das Material nicht eingebaut wurde, weil sonst nicht mehr brauchbar.

Bei offensichtlichen Mängeln werden folgende Angaben gemacht:

- Grafikfehler
 - Oberflächenfehler (Kratzer, Pickel, Einschlüsse)
 - Tonvariationen (Die Norm UNI 11493 besagt, dass sich der Installateur in die besten Bedingungen, wie geeignete Lichtverhältnisse zur ständigen Prüfung der Installation, versetzen muss. (Daher können keine Beanstandungen aufgrund schlechtem Licht gestellt werden)
 - Maßfehler (Länge, Ebenheit, Krümmung in der Mitte, ...)
 - Gemäß der Norm UNI 11493/2016: MINDESTABSTAND DES BEOBACHTERS
- Zunächst legt die Norm in Absatz 5.2.2 fest, dass die Sichtprüfung in einem geeigneten Mindestabstand durchgeführt wird. Im Bodenbereich sind 1,5 Meter Abstand einzuhalten um den Belag zu sichten. In geringerem Abstand zu erkennende Mängel sind nicht Beanstandungsfähig.
- Gemäß der Norm UNI 11493/2016; NICHT ZUGELASSENE UNTERSUCHUNG MIT STREIFLICHT Die Norm legt fest, dass der Boden oder die Beschichtung nicht unter Streiflicht analysiert werden darf, da Streiflicht sogar minimale, unvermeidliche Unregelmäßigkeiten hervorhebt.

Für all diese Mängel ist nach der Installation nicht mehr der Hersteller verantwortlich, sondern der Installateur oder Auftragnehmer.



I COLORI RAPPRESENTATI SU QUESTO CATALOGO SONO PURAMENTE INDICATIVI E POSSONO SUBIRE VARIAZIONI.

Colours depicted in this catalogue shall be purely indicative and could vary.

Les couleurs reproduites sur ce catalogue sont à considerer purement indicatives et ils peuvent subir de variations, car ils ne peuvent pas etre représentées fidèlement sur papier imprimé.

Die Farben in diesem Katalog sind rein indikativ und koennen Aenderungen untergehen.

È VIETATA LA RIPRODUZIONE, TOTALE E PARZIALE DEL CATALOGO IN TUTTE LE SUE FORME.

Reproduction of this printed catalogue totally or partially, is forbidden.

Coordinamento Mkt: EnergieKer
Ristampa: Gennaio 2023



MISTO
Carta | A sostegno della gestione forestale responsabile
Paper | Supporting responsible forestry
FSC® C092599



ENERGIE KER

Gold Art Ceramica S.p.A.

Via Giardini Nord, 231/233
41026 Pavullo nel Frignano (MO) - Italy

Tel. +39 0536 301711
Fax+39 0536 22037

e-mail: energieker@energieker.it
www.energieker.it



CODICI PREZZI

PRICE CODES . CODES PRIX . PREISSCHLÜSSEL

M²:

Prezzo al metro quadro . Price per square metre . Prix du mètre carré . Preis pro Quadratmeter

PC:

Prezzo al pezzo . Price for 1 piece . Prix par unité . Preis pro Stück

| € | € | € | € | € | | | | | |
|--|---|--|---|--|---|--|---|--|---|
| Codice Code Code Code Code | Prezzo lordo Gross price Prix brut Bruttopreis | Codice Code Code Code Code | Prezzo lordo Gross price Prix brut Bruttopreis | Codice Code Code Code Code | Prezzo lordo Gross price Prix brut Bruttopreis | Codice Code Code Code Code | Prezzo lordo Gross price Prix brut Bruttopreis | Codice Code Code Code Code | Prezzo lordo Gross price Prix brut Bruttopreis |
| 101 | 2,78 | 119 | 18,57 | 137 | 34,21 | 155 | 68,13 | 170 | 123,39 |
| 102 | 3,36 | 120 | 19,59 | 138 | 35,67 | 155 (20 mm) | 71,64 | 171 | 127,19 |
| 103 | 4,82 | 121 | 20,47 | 139 | 37,43 | 156 | 71,35 | 172 | 126,61 |
| 104 | 6,29 | 122 | 21,20 | 140 | 38,89 | 156 (20 mm) | 74,85 | 173 | 133,04 |
| 105 | 6,87 | 123 | 22,22 | 141 | 40,64 | 157 | 74,56 | 174 | 138,01 |
| 106 | 7,89 | 124 | 26,02 | 142 | 43,86 | 157 (20 mm) | 78,07 | 175 | 136,26 |
| 107 | 9,21 | 125 | 26,90 | 143 | 45,61 | 158 | 77,78 | 176 | 139,47 |
| 108 | 9,50 | 126 | 24,42 | 144 | 47,08 | 159 | 80,99 | 177 | 142,69 |
| 109 | 11,70 | 127 | 28,65 | 145 | 48,83 | 160 | 84,50 | 178 | 149,12 |
| 110 | 12,72 | 128 | 26,02 | 146 | 50,29 | 161 | 85,96 | 179 | 155,85 |
| 111 | 13,01 | 129 | 26,32 | 147 | 52,05 | 162 | 87,72 | 180 | 162,28 |
| 112 | 13,30 | 130 | 30,12 | 148 | 53,51 | 163 | 90,94 | 181 | 185,09 |
| 113 | 14,04 | 131 | 30,99 | 149 | 55,26 | 164 | 94,15 | 182 | 190,06 |
| 114 | 14,33 | 132 | 28,36 | 150 | 56,73 | 165 | 100,88 | 183 | 201,17 |
| 115 | 14,62 | 133 | 28,65 | 151 | 61,99 | 166 | 107,02 | 184 | 211,11 |
| 116 | 16,81 | 134 | 32,46 | 152 | 61,70 | 167 | 111,99 | 185 | 215,79 |
| 117 | 16,23 | 135 | 33,04 | 153 | 64,91 | 168 | 113,45 | 186 | 227,19 |
| 118 | 17,98 | 136 | 33,63 | 154 | 66,67 | 169 | 116,67 | 187 | 235,09 |

SERVIZI DI LOGISTICA . LOGISTIC SERVICE . SERVICE DE LOGISTIQUE . LOGISTIKDIENSTLEISTUNGEN

SPALLETTIZZATO:

Per ordini inferiori al pallet completo verrà applicata una maggiorazione di 2,00€/M² a tutti i formati con spessore 9 mm fino al 60x120 incluso. Per i formati 120x120, 120x270, 160x320 con spessore 6/12 mm e per la gamma TH2.0 la maggiorazione è del 10%.

ORDINI DI PICCOLE QUANTITÀ:

Per ordini di valore imponibile inferiore a 100€ verrà applicato un costo di movimentazione e imballaggio di 30€.

ANNULLAMENTO ORDINI GIÀ SPEDITI / RESO:

In caso di annullamento autorizzato (entro max 30 giorni) di ordini per materiale già consegnato al nostro deposito di Maranello o di reso autorizzato di materiale già ricevuto dal cliente (in buono stato), verrà addebitato il 15% del valore imponibile con importo minimo di 50€ per contributo spese di trasporto e ripresa in carico.

SPLIT PALLET ORDERS:

Orders related to 9 mm thickness goods with quantity below the pallet will be charged with an additional 2,00€/sqm. Orders containing 120x120, 120x270, 160x320 sizes either in 6 or 12 mm, as well as all TH2.0 range, will be charged with an additional 10%.

SMALL QUANTITY ORDERS:

Orders with a rateable value under 100€ will be charged with a handling and packing fee equal to 30€.

CANCELLATION OF ALREADY DISPATCHED ORDERS / RETURNS:

In case of cancellations (within a maximum of 30 days) of orders which have been already delivered to our Maranello warehouse or in case of authorized return (provided goods received by the customer are returned in good condition), the factory will charge an additional 15% of the order taxable amount, with a minimal value of 50€, as a contribution for the transport and take back expenses.

CONTREMARQUE:

Pour les commandes inférieures à une palette complète, un supplément de 2,00 €/m² sera appliqué sur les prix nets « palettes et plus » pour tous les formats d'épaisseur 9 mm jusqu'au 60x120 inclus. Pour les formats 120x120 9mm, 120x270 6mm, 160x320 6mm/12mm et pour la gamme TH2.0 la majoration est de 10%.

COMMANDES DE PETITES QUANTITÉS:

Pour toutes les commandes d'une valeur imposable inférieure à 100€, nous appliquerons des frais de manutention et d'emballage de 30€.

POLITIQUE D'ANNULATION DE COMMANDES DÉJÀ EXPÉDIÉES/ POLITIQUE DE RETOUR:

Toute annulations ou retours doivent être autorisés par l'entreprise. Le client a 30 jours à disposition pour soumettre la demande. En cas d'annulation autorisée d'une commande de matériel déjà livré à notre entrepôt de Maranello ou d'un retour autorisé de matériel déjà reçu par le client (à condition qu'il soit en bon état), nous débiteurons au client un 15% de la valeur imposable. Dans le cas où le 15% soit inférieur à 50€, nous débiteurons toutefois un forfait de 50€ à titre de participation aux frais de transport et de reprise.

KOMMISSIONIERUNG:

Bei Bestellungen unter einer vollen Palette wird ein Zuschlag von € 2,00/m² auf alle 9 mm starken Formate bis einschließlich 60x120 erhoben. Für die Formate 120x120, 120x270, 160x320 6/12 mm und für die TH2.0-Reihe beträgt die Erhöhung 10 %.

KLEINE MENGENBESTELLUNGEN:

Bei Bestellungen mit einer steuerpflichtigen Wert von weniger als 100 € werden Bearbeitungs- und Verpackungskosten von 30€ berechnet.

STORNIERUNG BEREITS VERSANDTER / ZURÜCKGEBENER BESTELLUNGEN:

Im Falle einer autorisierten Stornierung (innerhalb von maximal 30 Tagen) von Bestellungen für bereits an unser Lager in Maranello geliefertes Material oder einer autorisierten Rückgabe von bereits vom Kunden erhaltenem Material (in gutem Zustand) werden 15% des steuerpflichtigen Wertes berechnet, wobei der Mindestdatz von 50 € für Transport- und Rücknahmekostenbeitrag beträgt.

COLLECTIONS
BOOK
2023

ENERGIEKER